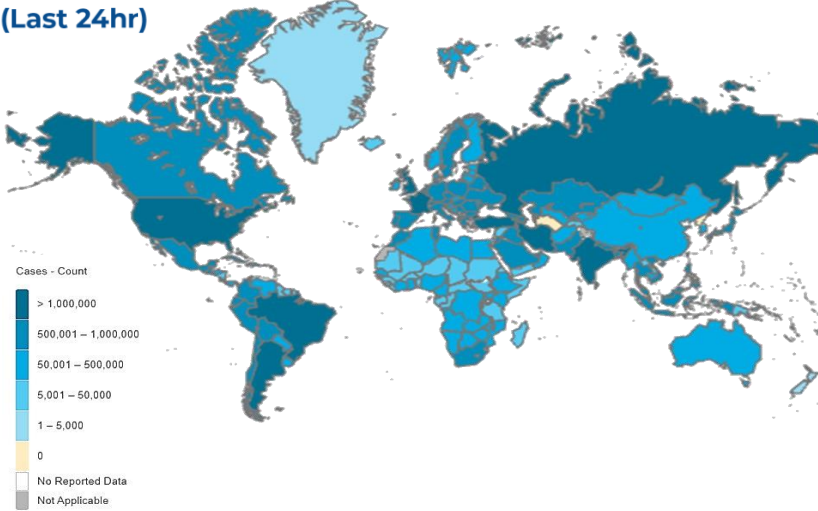


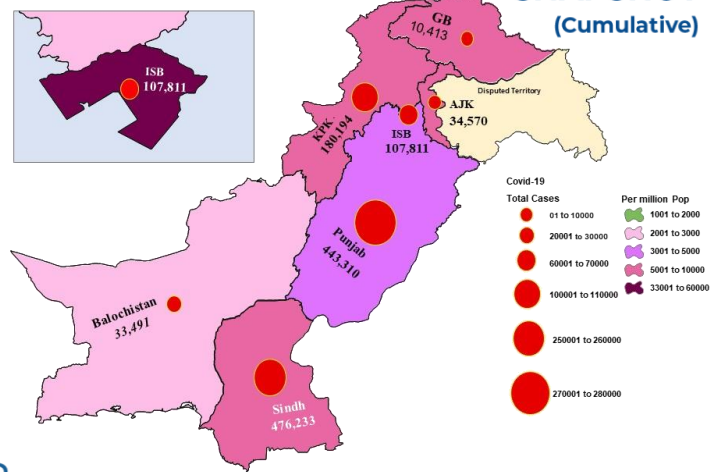


PAKISTAN COVID-19 SITUATION REPORT

GLOBAL UPDATES (Last 24hr)



PAKISTAN COVID-19 SNAPSHOT (Cumulative)



602,284 Confirmed	8,475 Deaths	4.20% Daily Changes	7.26% Daily Changes	7,885,790,810 Vaccine doses	21,398,226 Suspected	22,118,750 Tests	1,286,022 Confirmed
1,245,155 Recovered	12,114 Active	28,753 Deaths					

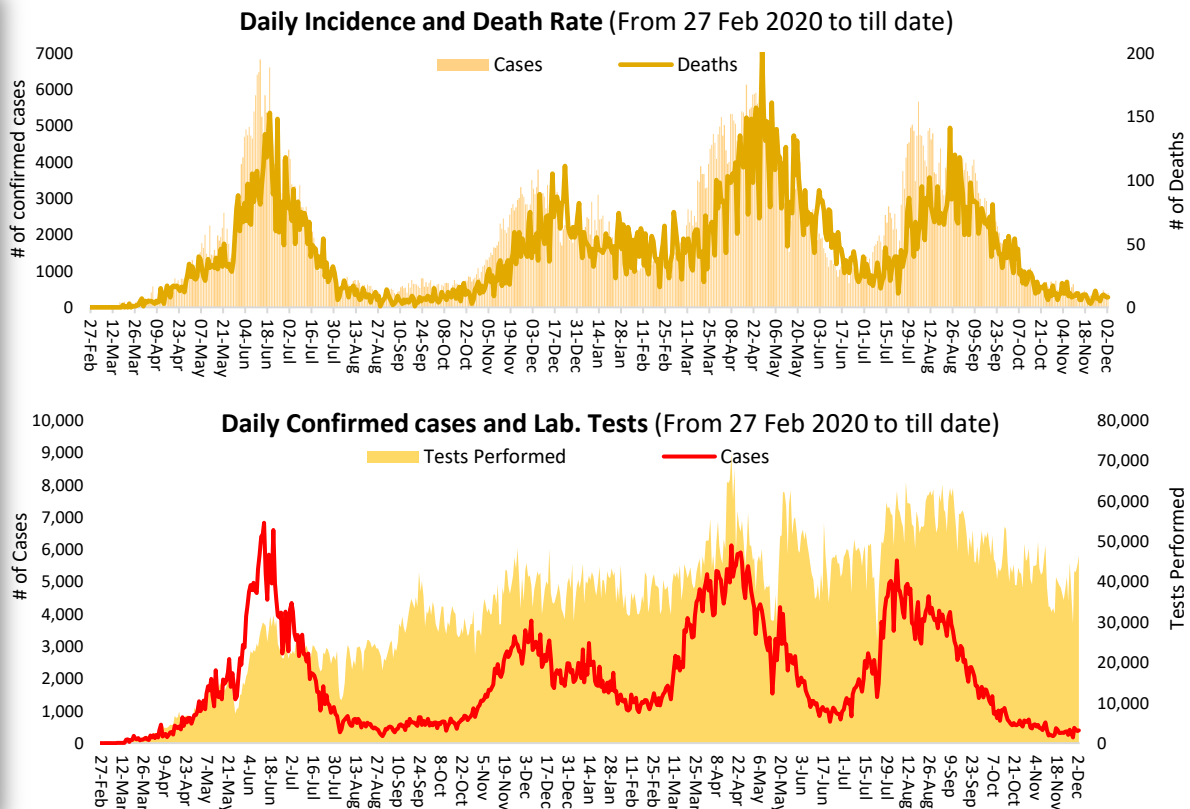
As on 30th November 2021

PAKISTAN SNAPSHOT (LAST 24hr)

42,994 Suspected	46,457 Tests	391 Confirmed	2,437 Recovered	895 Critical	08 Deaths
----------------------------	------------------------	-------------------------	---------------------------	------------------------	---------------------

PAKISTAN VACCINE STATS

	First Dose 81,076,341
	Last 24 hrs: 296,563
	Fully Vaccinated 51,163,078
	Last 24 hrs: 427,334
	Total Doses Administrated 124,760,553
	Last 24 hrs: 706,253



FUNDS

Funds Requested for 2021: 14 Million USD
Gaps: 13.16 million USD

WHO appreciates the contribution of donors:
(UNOCHA & USAID)

Meetings & Coordination



The Ministry of National Health Services Regulations and Coordination, Health Services Academy (HSA) in collaboration with World Health Organization Pakistan conducted a three-day National Training of Trainers course on the Management of Dengue at Health Services Academy, Islamabad from 30th November to 2nd December 2021. WHO Country Representative Pakistan Dr Palitha Mahipala, Vice Chancellor HSA Dr Shahzad Ali Khan and Chairperson Dengue Expert Advisory Group (DEAG) Punjab, Dr. Somia Iqtadar graced the inaugural session. A total of 24 clinicians drawn from secondary and tertiary healthcare facilities of all provinces participated. In his remarks, Dr Palitha gave a brief on the history, distribution, determinants, and burden of dengue in the region and Pakistan. He emphasized on proper management of severe cases to reduce mortalities. Dr Shahzad pledged continued collaboration between HSA and WHO in building capacity of healthcare providers in vector control and case management.

Positivity Rate by Major Cities/Districts

Districts	Daily Trend	Test Conducted (Last 24hrs)	Positive Cases (Last 24hrs)	Positivity Rate (%)
Abbottabad		178	2	1.1%
Swat		745	4	0.5%
Peshawar		1343	25	1.9%
Faisalabad		1307	5	0.4%
Gujranawala		487	1	0.2%
Gujrat		557	0	0.0%
Lahore		4327	43	1.0%
Multan		1113	2	0.2%
Rawalpindi		2044	11	0.5%
Islamabad		4539	46	1.0%
Karachi		3757	54	1.4%
Hyderabad		1083	15	1.4%
Mirpur		45	7	15.6%
Muzaffarabad		28	0	0.0%

Summary Table by Province

Summary Table (Major Cities /Districts)

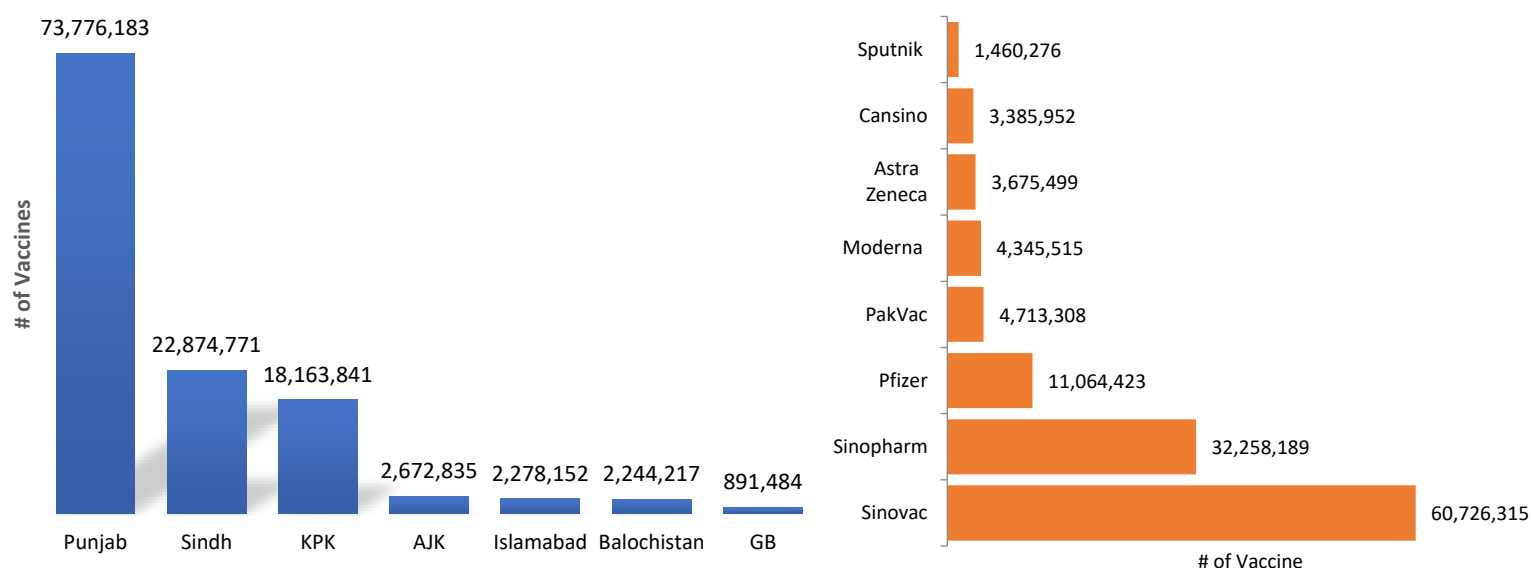
Districts	Hospitalized				Home or elsewhere Isolation
	Stable	On low flow oxygen	On High flow oxygen	On Vent	
Mirpur	01	00	02	00	18
Muzaffarabad	00	00	00	00	01
Quetta	00	00	02	00	27
Gilgit	00	02	00	00	00
Islamabad	01	20	29	10	249
Abbottabad	00	04	04	00	04
Peshawar	00	16	79	18	185
Swat	00	02	04	00	06
Bahawalpur	00	04	00	03	33
Faisalabad	00	07	35	02	2,512
Gujranwala	00	00	03	02	00
Lahore	04	05	68	29	2,434
Multan	00	42	00	07	1,030
Rawalpindi	31	02	15	01	160
Hyderabad	02	04	04	00	313
Karachi	03	85	65	16	2,557

Provinces	Lab Status				Stable	Hospitalized			Home Isolation	Total Recovered	Total Deaths
	Tested		Positive			Oxygen		On Vent.			
	Last 24hrs	Total (PCR+RA)	Last 24hrs	Total		On low flow	On High flow				
AJK	245	320,974	07	34,570	02	00	03	00	31	33,792	742
Balochistan	1,867	478,635	03	33,491	00	00	02	00	52	33,077	360
GB	254	213,336	01	10,413	00	02	00	00	06	10,219	186
Islamabad	4,539	2,265,419	46	107,811	01	20	29	10	249	106,545	957
KP	8,108	3,574,343	48	180,194	00	74	158	18	450	173,639	5,855
Punjab	17,085	8,426,350	70	443,310	13	138	201	55	4,647	425,225	13,031
Sindh	14,359	6,839,693	216	476,233	19	93	76	16	5,749	462,658	7,622

SARI/ILI surveillance summary, Week-47, 2021 (218 Sentinel Sites)

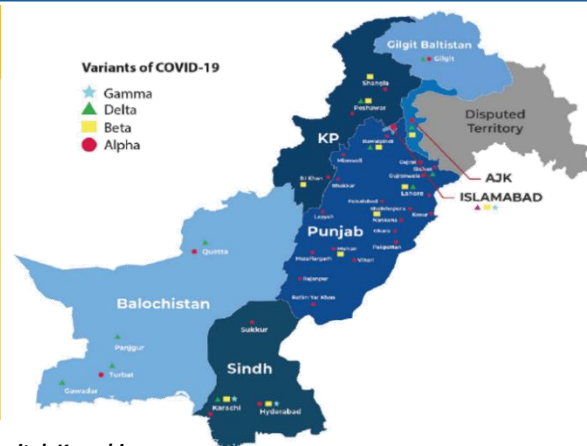
Province	SARI Cases					ILI Cases					Contact Tracing					Sentinel Sites			Bed Occupancy		
	Week-47					Week-47					Week-47					Week-47			Week-47		
	SARI Reported	Tested		Lab Positive		ILI Reported	Tested		Lab Positive		Contact Identified	Contact Lab Tested		Contact Lab Positive		Total Sentinel Sites	Sites Reported		Total Allocated Beds	Occupied Beds	
		No	%	No	%		No	%	No	%		No	%	No	%		No	%		No	%
Islamabad	60	60	100.0	4	6.7	455	360	79.1	10	2.8	23	17	73.9	3	17.6	7	7	100.0	539	71	13.2
Punjab	997	997	100.0	28	2.8	2159	1732	80.2	21	1.2	1144	1135	99.2	17	1.5	50	50	100.0	4235	316	7.5
Sindh	389	389	100.0	16	4.1	769	572	74.4	19	3.3	196	188	95.9	13	6.9	65	31	47.6	2431	86	3.5
KP	187	187	100.0	44	23.5	2861	2819	98.5	87	3.1	1265	1260	99.6	15	1.2	30	30	100.0	1666	186	11.2
Balochistan	170	136	80.0	9	6.6	850	349	41.1	19	5.4	214	187	87.4	8	4.3	44	42	95.5	266	49	18.4
AJK	23	23	100.0	2	8.7	106	81	76.4	0	0.0	38	38	100.0	1	2.6	20	9	45.0	588	21	3.6
GB	4	4	100.0	0	0.0	30	30	100.0	0	0.0	0	0	0.0	0	0.0	13	13	100.0	51	0	0.0
Total	1830	1796	98.1	103	5.7	7230	5943	82.2	156	2.6	2880	2825	98.1	57	2.0	218	182	83.5	9776	729	7.5

COVID-19 Vaccination status by province and vaccine doses



COVID-19 sequenced genomes

Province	Wild Type	ALPHA	BETA	GAMMA	DELTA	DELTA +	Total
Punjab	46	371	16	01	461	-	895
Sindh	77	121	235	34	364	-	831
KP	28	48	06	-	24	-	106
Baluchistan	07	03	-	-	56	-	66
Islamabad	246	135	19	01	904	03	1,308
Gilgit	05	-	-	-	11	-	16
AJK	04	04	01	-	02	-	11
Unspecified	27	44	15	01	31	-	118
Totals	440	726	292	37	1,853	03	3,351



Data Source: GISAID : <https://www.gisaid.org>, National Institute of Health, Pakistan, Aga Khan University hospital, Karachi.

The reported data is inclusive of PCR based genotyping for SARS-CoV2 variants and Whole Genome Sequencing information. Variant of Interest data is not including in this report.

Contact Details

Dr Palitha Mahipala

WHO Representative
WHO Country Office
Islamabad – Pakistan
Tel: +92 51 9255183
Email: mahipalap@who.int

Dr Michael Lukwiya

Incident Manager
WHO Country Office
Islamabad - Pakistan
Tel: +92 51 9255184
Email: lukwiyam@who.int