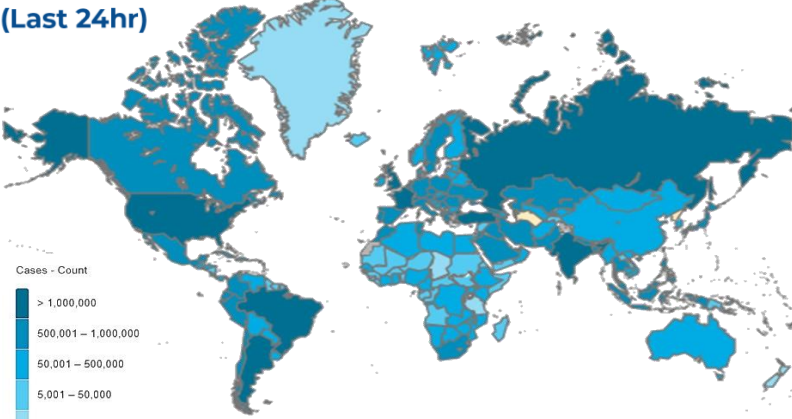
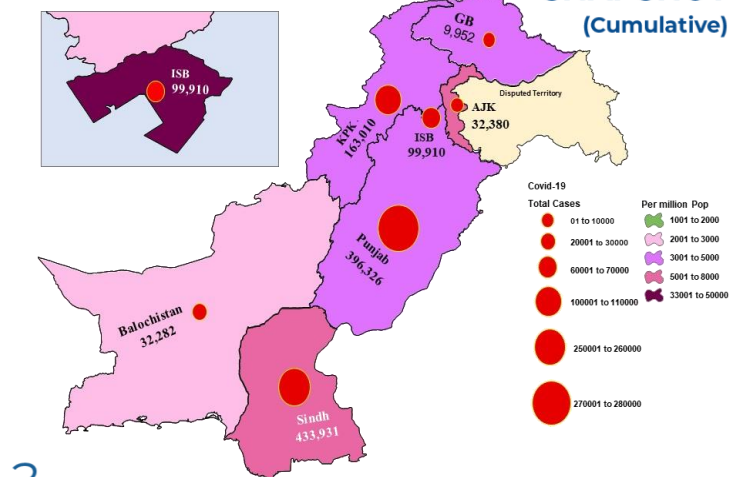




GLOBAL UPDATES (Last 24hr)



PAKISTAN COVID-19 SNAPSHOT (Cumulative)



527,942 Confirmed	7,308 Deaths	-7.27% Daily Changes	-3.79% Daily Changes	5,272,630,490 Vaccine doses	As on 31 st August 2021	17,303,959 Suspected	17,871,620 Tests	1,167,791 Confirmed
1,048,872 Recovered	92,947 Active	25,978 Deaths						

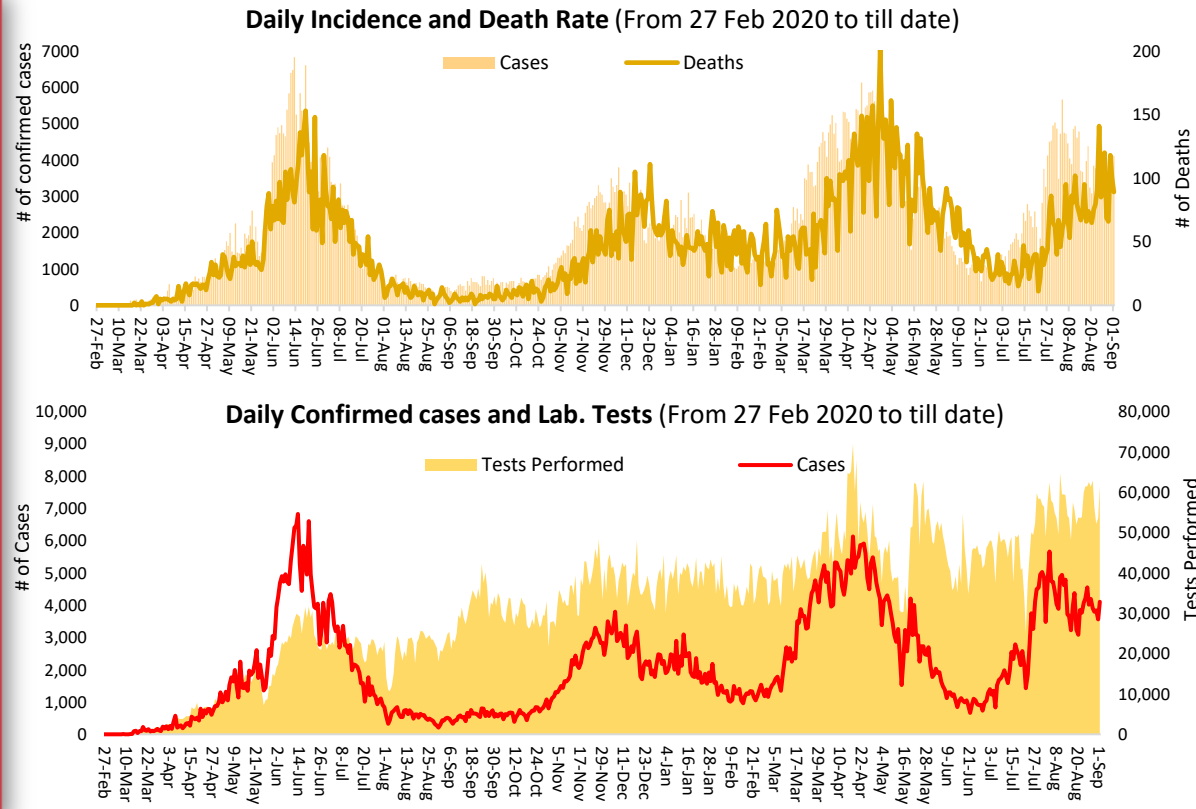
PAKISTAN SNAPSHOT (LAST 24hr)	60,241 Suspected	61,651 Tests	4,103 Confirmed	4,974 Recovered	5,723 Critical	89 Deaths
--------------------------------------	----------------------------	------------------------	---------------------------	---------------------------	--------------------------	---------------------

PAKISTAN VACCINE STATS

First Dose
44,701,679
Last 24 hrs:
909,761

Fully Vaccinated
18,004,529
Last 24 hrs:
477,182

Total Doses Administered
58,156,714
Last 24 hrs:
1,388,268





WHO Country Representative Pakistan visits Polio Workers in Torkham boarder

On 2nd September 2021, WHO Country Representative Pakistan Dr Palitha Mahipala visited Khyber Pakhtunkhwa (KPK) Province to conduct routine support supervision and monitoring. While in KPK, the WR traveled to Point of Entry at Torkham Khyber district. The purpose of the visit was to appraise himself with the implementation of Polio activities and to pay tribute to Polio frontline workers.

The WR was accompanied by the Head of WHO Sub office Khyber Pakhtunkhwa, Dr Babar Alam, Area Coordinator Polio, Dr Ehtisham Hayat and WHO sub office polio staff.

During the mission the WR was briefed on the ongoing effort to eradicate Polio and challenges faced. Dr Palitha appreciated the frontline workers effort in delivering quality services in difficult environment and ensuring that all children are vaccinated.

Positivity Rate by Major Cities/Districts

Districts	Daily Trend	Test Conducted (Last 24hrs)	Positive Cases (Last 24hrs)	Positivity Rate (%)
Swat		659	24	3.6%
Peshawar		1445	160	11.1%
Faisalabad		916	110	12.0%
Gujernawala		1567	43	2.7%
Gujrat		422	14	3.3%
Lahore		8279	712	8.6%
Multan		612	68	11.1%
Rawalpindi		965	101	10.5%
Islamabad		5611	394	7.0%
Karachi		6883	733	10.6%
Hyderabad		1121	181	16.1%
Mirpur		153	15	9.8%
Muzaffarabad		164	16	9.8%

Summary Table (Major Cities /Districts)

Districts	Hospitalized				Home or elsewhere Isolation
	Stable	On low flow oxygen	On High flow oxygen	On Vent	
Mirpur	01	03	11	00	251
Muzaffarabad	00	05	09	00	296
Quetta	00	00	06	00	218
Gilgit	00	08	10	00	62
Islamabad	24	130	212	49	5,769
Abbottabad	00	86	96	00	154
Peshawar	00	71	389	49	1,387
Swat	00	00	70	00	246
Bahawalpur	00	17	85	15	595
Faisalabad	18	44	347	11	2,512
Gujranwala	00	09	93	11	55
Lahore	62	71	320	191	2,432
Multan	01	176	29	81	1,024
Rawalpindi	05	81	143	31	1,874
Hyderabad	04	40	35	03	4,089
Karachi	97	168	406	74	46,910

Summary Table by Province

Provinces	Lab Status				Stable	Hospitalized			Home Isolation	Total Recovered	Total Deaths
	Tested		Positive			Oxygen		On Vent.			
	Last 24hrs	Total (PCR+RA)	Last 24hrs	Total		On low flow	On High flow				
AJK	1,064	279,831	152	32,380	03	27	42	00	2,650	28,956	702
Balochistan	1,341	405,426	34	32,282	09	01	06	00	493	31,434	339
GB	732	175,294	33	9,952	00	23	15	00	339	9,402	173
Islamabad	5,611	1,909,273	394	99,910	24	130	212	49	5,769	92,860	866
KP	12,147	2,681,081	608	163,010	00	690	962	58	6,051	150,234	5,015
Punjab	23,394	6,841,803	1,588	396,326	431	882	1,435	375	21,188	360,056	11,959
Sindh	17,362	5,578,912	1,294	433,931	146	237	505	74	50,121	375,930	6,924

Contact Details

Dr Palitha Mahipala
 WHO Representative
 WHO Country Office
 Islamabad – Pakistan
 Tel: +92 51 9255183
 Email: mahipalap@who.int

Dr Michael Lukwiya
 Incident Manager
 WHO Country Office
 Islamabad - Pakistan
 Tel: +92 51 9255184
 Email: lukwiyam@who.int