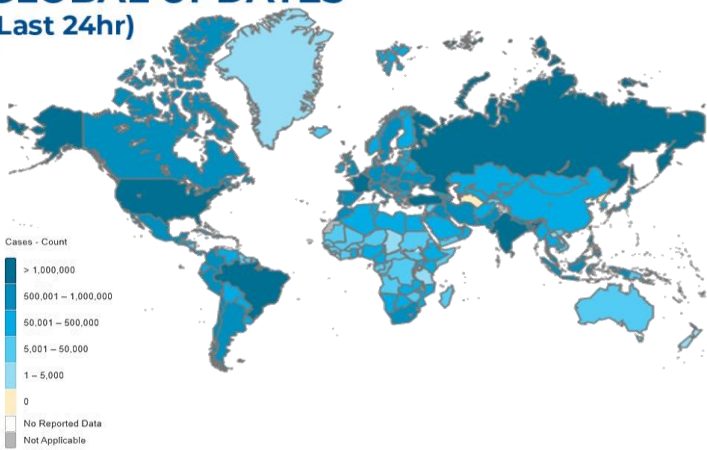


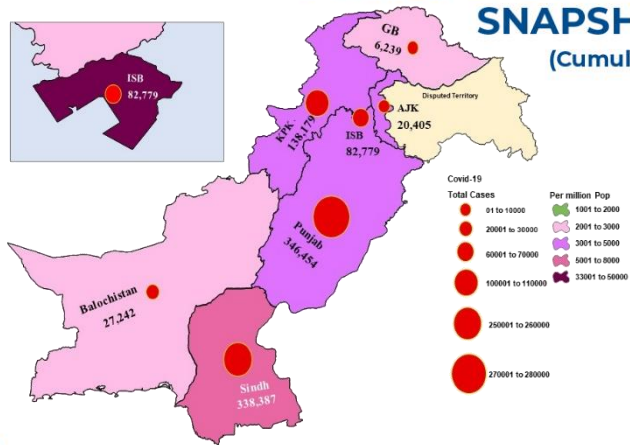


COVID-19 SITUATION REPORT

GLOBAL UPDATES (Last 24hr)



PAKISTAN COVID-19 SNAPSHOT (Cumulative)

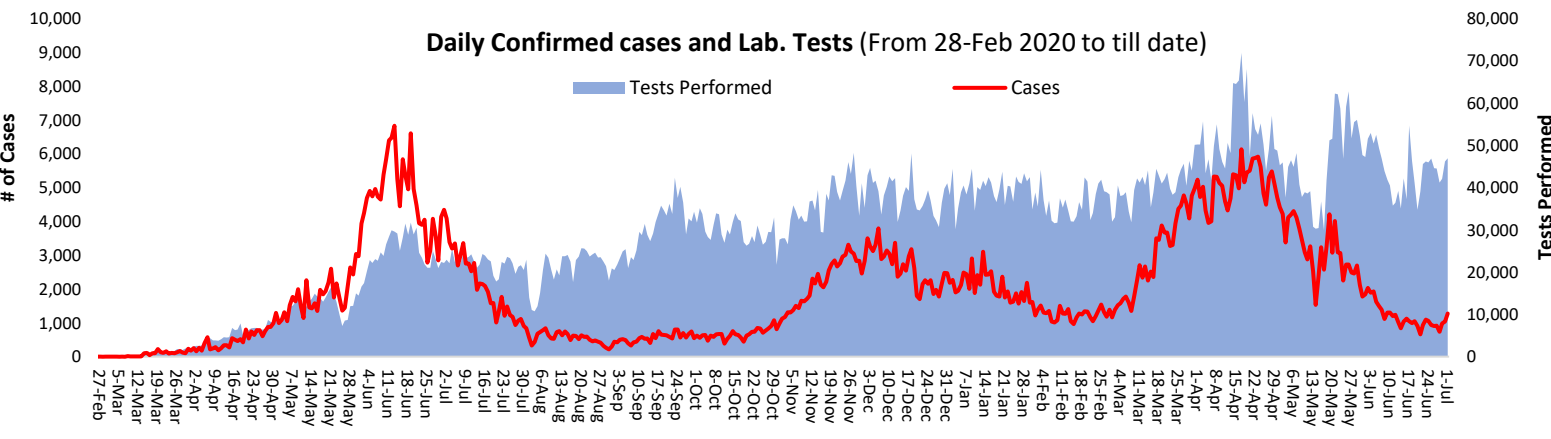
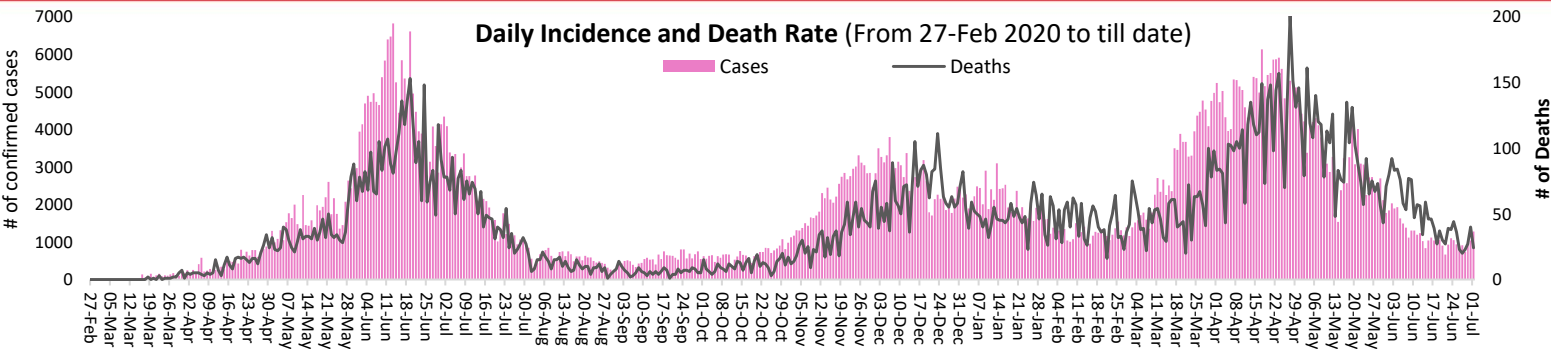


393,657 Confirmed
8,097 Deaths
13.46% Daily Changes
20.76% Daily Changes

14,176,735 Suspected
905,430 Recovered
14,637,171 Tests
31,910 Active
959,685 Confirmed
22,345 Deaths

PAKISTAN SNAPSHOT (LAST 24hr)

46,438 Suspected
46,941 Tests
1,277 Confirmed
1,110 Recovered
1,863 Critical
24 Deaths



FUNDS

Funds Requested: 34 Million USD
Gaps: 14.98 million USD

WHO appreciates the contribution of donors (FCDO, BMGF, DFATD Canada, JICA, UNOCHA, ECHO, South Korea, Czech Republic and Germany) to support Government of Pakistan towards, COVID-19 through WHO Pakistan.

Meeting and Coordination

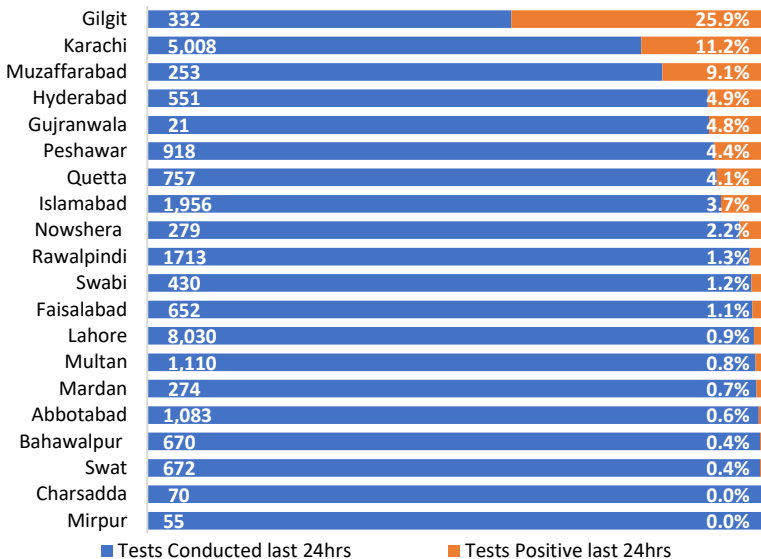


On 1st July 2021, World Health Organization (WHO) Country Representative Pakistan, Dr Palitha Mahipala signed an agreement of collaboration between WHO Pakistan and nine leading Universities in Pakistan. Areas of collaboration include health systems strengthening, health workforce development & health professionals networking. To move this forward, the universities will start a one-year diploma course in Family Medicine to address the shortage of family physicians and strengthen PHC services in Pakistan.

In his speech, the WR emphasized WHO's support to the government in improving access to quality, comprehensive and affordable health care services through implementation of the practice of family medicine. He applauded the universities for their commitment to this vision and the efforts by the government in strengthening primary health care services which is a prerequisite for achievement of sustainable development goals & universal health coverage.

Positivity Rate by Major Cities/Districts

Last 24 hrs



Summary Table (Major Cities /Districts)

Districts	Hospitalized				Home or elsewhere Isolation
	Stable	On low flow oxygen	On High flow oxygen	On Vent	
Mirpur	00	00	01	00	08
Muzaffarabad	00	04	09	01	189
Quetta	00	00	18	00	351
Gilgit	00	13	08	00	244
Islamabad	05	27	57	19	914
Abbottabad	00	30	03	00	171
Peshawar	00	13	116	16	223
Swat	00	00	11	01	25
Bahawalpur	00	02	07	09	26
Faisalabad	18	25	67	01	2,512
Gujranwala	00	00	04	03	03
Lahore	41	57	104	71	2,432
Multan	01	44	07	30	1,024
Rawalpindi	05	48	49	08	120
Hyderabad	03	08	00	00	1,709
Karachi	59	129	346	46	16,453

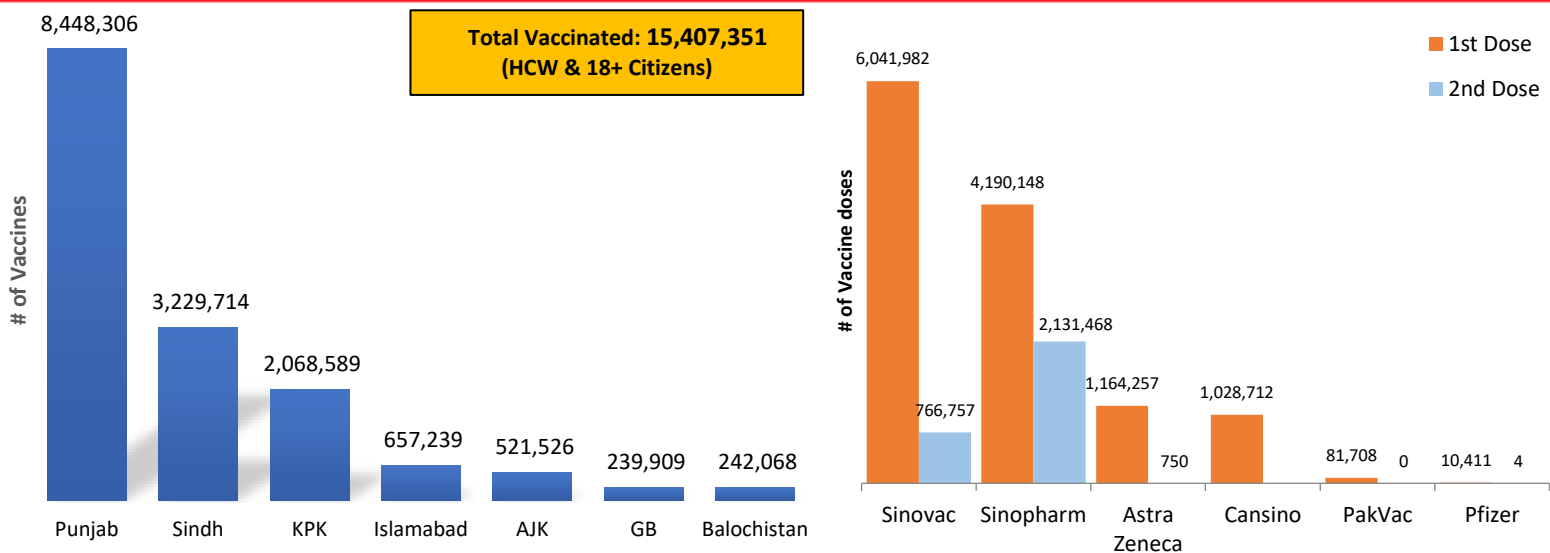
Summary table by province

Provinces	Lab Status				Stable	Hospitalized			Home Isolation	Total Recovered	Total Deaths
	Tested		Positive			Oxygen		On Vent.			
	Last 24hrs	Total (PCR+RA)	Last 24hrs	Total		On low flow	On High flow				
AJK	700	214,358	62	20,405	02	09	16	01	462	19,332	583
Balochistan	962	301,829	64	27,242	00	00	18	00	674	26,241	309
GB	676	132,909	101	6,239	00	21	09	00	350	5,748	111
Islamabad	1,956	1,690,838	73	82,779	05	27	57	19	914	80,978	779
KP	9,555	2,091,049	111	138,179	00	141	202	20	1,159	132,333	4,324
Punjab	19,157	5,674,063	153	346,454	130	303	319	142	7,377	327,422	10,761
Sindh	13,935	4,532,125	713	338,387	112	148	365	46	18,862	313,376	5,478

SARI/ILI surveillance summary, Week-25, 2021 (248 Sentinel Sites)

Province	SARI Cases					ILI Cases					Contact Tracing					Sentinel Sites			Bed Occupancy		
	Week-25					Week-25					Week-25					Week-25			Week-25		
	SARI Reported	Tested		Lab Positive		ILI Reported	Tested		Lab Positive		Contact Identified	Contact Lab Tested		Contact Lab Positive		Total Sentinel Sites	Sites Reported		Total Allocated Beds	Occupied Beds	
		No	%	No	%		No	%	No	%		No	%	No	%		No	%		No	%
Islamabad	53	53	100.0	7	13.0	96	58	60.1	3	5.2	102	96	94.1	10	10.4	7	7	100.0	863	103	11.9
Punjab	1120	1106	98.7	30	2.7	1767	1439	81.4	26	1.8	1124	1106	97.8	10	0.9	45	45	100.0	4997	358	7.1
Sindh	505	499	98.8	96	19.2	1414	784	55.4	83	10.6	2225	2155	96.8	193	8.9	65	65	100.0	7520	3008	40.0
KP	285	283	99.3	74	26.1	4464	4464	100.0	188	4.2	2058	1911	92.8	47	2.4	30	30	100.0	1821	354	19.4
Balochistan	296	294	99.3	41	13.9	2361	1131	47.9	79	7.0	774	716	92.5	9	1.2	84	80	95.2	389	23	5.9
AJK	402	402	100.0	46	11.4	646	493	76.4	28	5.7	543	543	100.0	25	4.6	11	11	100.0	663	247	37.3
GB	32	32	100.0	5	15.6	103	93	90.3	12	12.9	156	52	33.4	2	3.9	6	4	66.7	11	4	36.3
Total	2693	2669	99.1	299	11.2	10851	8462	78.0	419	4.9	6982	6579	94.2	296	4.5	248	245	98.8	16,264	4097	25.2

COVID-19 Vaccination status by province and vaccine doses (as of 1st July 2021)



COVID-19 sequenced genomes

Sequencing Facility	Wild Type	UK B.1.1.7 (Alpha)	SA-B.1.351 (Beta)	Brazilian-P.1 (Gamma)	Indian B.1.617 (Delta)	Total
National Institute of Health (Pakistan)	271	40	65	02	21	399
Aga Khan University Hospital, Karachi	22	76	152	29	19	298
University of Health Sciences, Lahore	07	82	01	00	00	90
ICCBS, University of Karachi	62	17	01	00	00	80
PPHRL, P&SHD, PACP Lahore	07	51	02	00	01	61
Total	369	266	221	31	41	928

Contact Details

Dr Palitha Mahipala
 WHO Representative
 WHO Country Office
 Islamabad - Pakistan
 Tel: +92 51 9255183
 Email: mahipalap@who.int

Dr Michael Lukwiya
 Incident Manager
 WHO Country Office
 Islamabad - Pakistan
 Tel: +92 51 9255184
 Email: lukwiyam@who.int