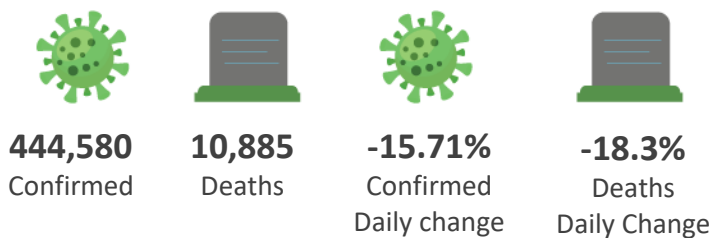


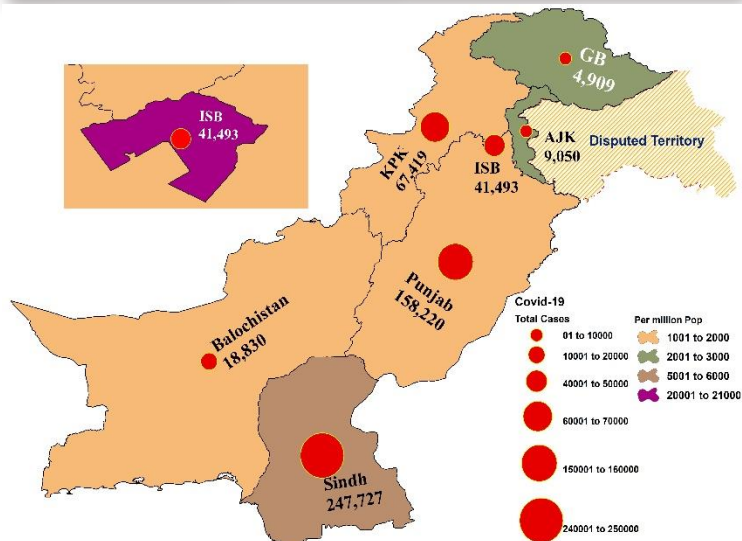


X

GLOBAL UPDATES (Last 24hr)

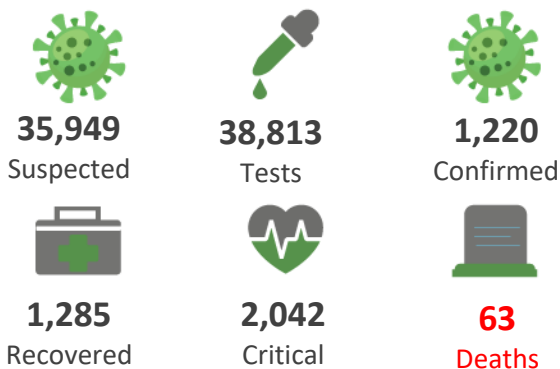


TOTAL CASES & CASES PER MILLION POP.



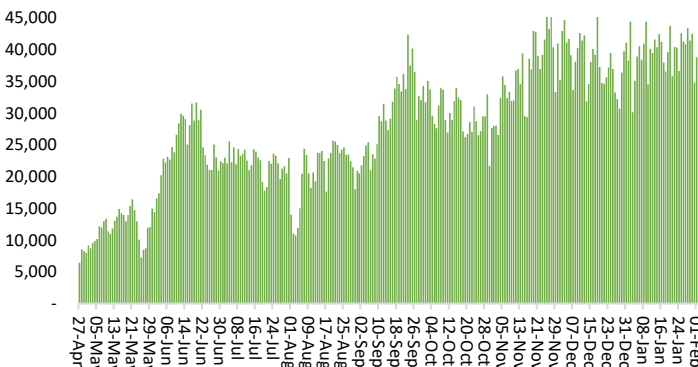
Pakistan reported **1,220** new cases of COVID-19 on **1 February 2021**. The total number of cases notified since the beginning of the outbreak is **547,648** with **11,746** deaths (**CFR: 2.14%**). Out of the total **33,365** currently active cases **2,508** cases are hospitalized.

PAKISTAN UPDATES (Last 24hr)



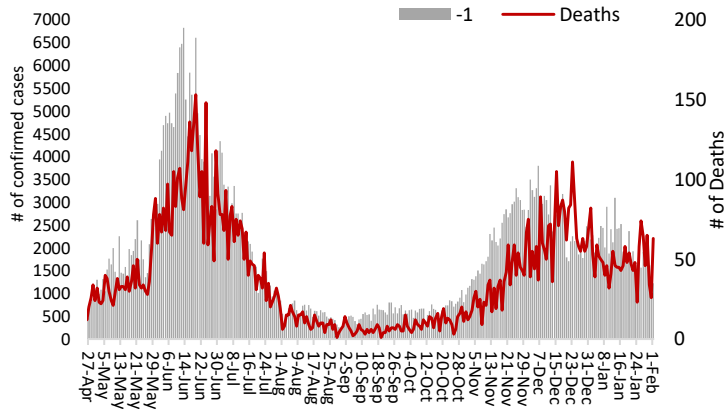
LAB TEST (PCR + RA) CONDUCTED BY DATE

27-April 2020 - 01-Feb 2021

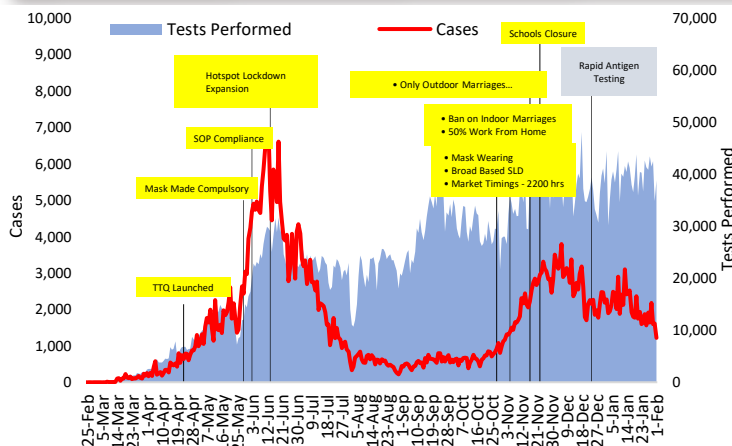


INCIDENCE & DEATHS BY DATE

27-April - 01- Feb 2021



TESTS PERFORMED VS CASES



Funds

Funds Requested: 34 Million USD
Gaps: 14.98 Million USD

WHO appreciates the contribution of donors (DFID, BMGF, DFATD Canada, JICA, UNOCHA, ECHO, South Korea, Czech Republic and Germany) to support Government of Pakistan towards COVID-19 through WHO Pakistan.



MEETINGS & COORDINATION

World Health Organization Pakistan in Collaboration with National Institute of Health, Ministry of National Health Services, Regulation and Coordination and Khyber Medical University is conducting a 3-days training on Biosafety Management (BRM) at Khyber Medical University Peshawar. The objectives of the training are introduction to fourth WHO Biosafety Manual (LBM4) and capacity building of the personnel working with infectious pathogens including COVID-19 at provincial and divisional laboratories in Khyber Pakhtunkhwa. BRM is an essential component of laboratory strengthening in line with the International Health Regulations (IHR) 2005. The LBM4 has been recently released and focuses on a practical, risk and evidence-based, technology-neutral and cost-effective approach to biosafety with emphasis on adoption of a "safety culture" in laboratory management.

POSITIVITY RATE BY MAJOR CITIES/DISTRICTS

Last 24 hrs

City/District	Tests Conducted last 24hrs	Tests Positive last 24hrs
Mirpur	106	17.9%
Karachi	4,015	8.0%
Peshawar	1,060	5.7%
Lahore	4,812	4.8%
Faisalabad	1,560	4.3%
Quetta	207	3.4%
Rawalpindi	999	2.0%
Multan	540	1.9%
Abbotabad	393	1.8%
Islamabad	6,171	1.2%
Swat	402	1.2%
Gujranwala	280	1.1%
Bahawalpur	311	0.3%
Muzaffarabad	38	0.0%
Gilgit	8	0.0%

SUMMARY TABLE (MAJOR CITIES/DISTRICTS)

Districts	Hospitalized				Home or elsewhere Isolation
	Stable	On low flow oxygen	On High flow oxygen	On Vent	
Faisalabad	06	08	54	01	247
Gujranwala	00	00	03	00	51
Lahore	205	58	118	88	2432
Multan	07	57	28	32	326
Rawalpindi	37	57	50	08	273
Karachi	72	165	443	78	16,451
Hyderabad	00	30	02	00	997
Abbottabad	00	15	00	00	61
Peshawar	00	29	211	35	1,014
Swat	00	01	20	01	52
Quetta	00	00	02	00	69
Islamabad	12	42	63	28	1,197
Muzaffarabad	02	00	00	00	07
Gilgit	00	02	02	00	01

SUMMARY TABLE BY PROVINCE

Provinces	Lab Status				Hospitalized				Home Isolation	Total Recovered	Total Deaths
	Tested		Positive		Stable	Oxygen		On Vent.			
	Last 24hrs	Total (PCR+RA)	Last 24hrs	Total		On low flow	On High flow				
AJK	327	109,610	31	9,050	04	01	24	00	353	8,404	264
Balochistan	424	177,016	07	18,830	00	00	02	00	135	18,497	196
GB	361	77,990	00	4,909	00	03	02	00	14	4,788	102
Islamabad	6,171	993,818	75	41,493	12	42	63	28	1,197	39,676	475
KP	6,296	962,046	205	67,419	00	108	296	39	2,527	62,537	1,912
Punjab	14,879	2,949,179	424	158,220	364	276	276	150	8,709	143,652	4,793
Sindh	10,355	2,736,135	478	247,727	86	197	457	78	17,922	224,983	4,004

Contact Details

Dr Palitha Mahipala

WHO Representative
WHO Country Office
Islamabad – Pakistan
Tel: +92 51 9255183
Email: mahipalap@who.int

Dr Michael Lukwiya

Incident Manager
WHO Country Office
Islamabad - Pakistan
Tel: +92 51 9255184
Email: lukwiyam@who.int