



SITUATION REPORT

COVID-19 PAKISTAN

Saturday, 1st August 2020 (Day – 157)

Daily Updates (Last 24hrs)

17,429

Suspected Cases

22,930

Tests Conducted

841

Confirmed Cases

850

Recovered Cases

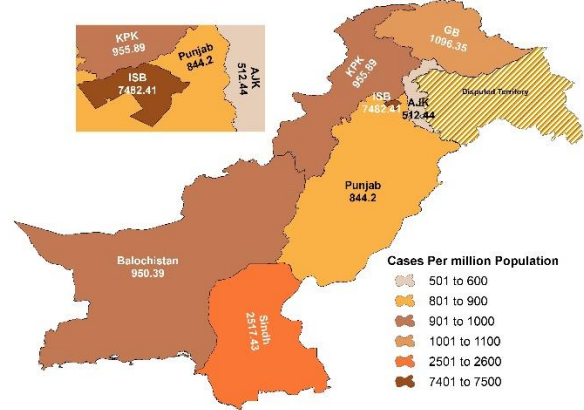
1,110

Currently Critical

19

Deaths

COVID-19 case density/million Population

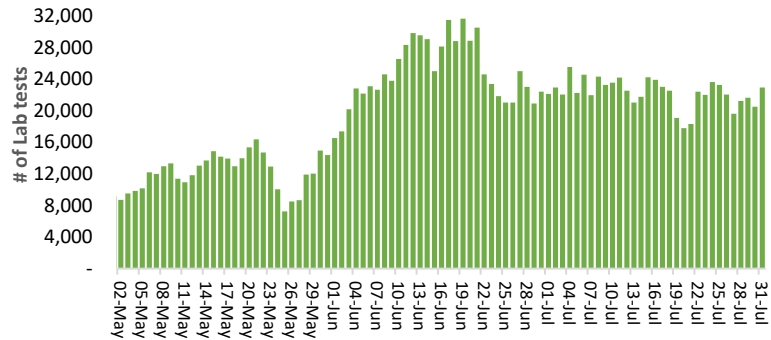


Executive Summary

Pakistan reported **841** new cases of COVID-19 on **31 July 2020**. The total number of cases notified since the beginning of the outbreak is **279,146** with **5,970** deaths (**CFR: 2.13%**). Out of the total **25,149** currently active cases, **1,682** cases are hospitalized, out of which **1,110 (65.99%)** are in critical condition. **23,467** COVID-19 positive cases are at designated isolation facilities or in-home isolation. A total of **248,027 (88.85%)** have recovered and discharged.

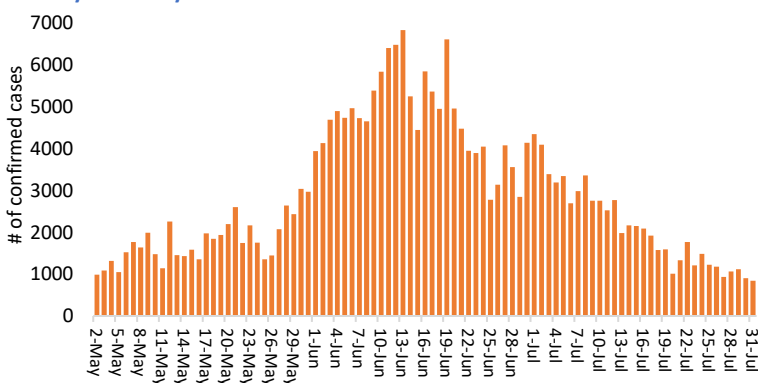
Daily Lab tests conducted in Pakistan

01 May to 31 July 2020



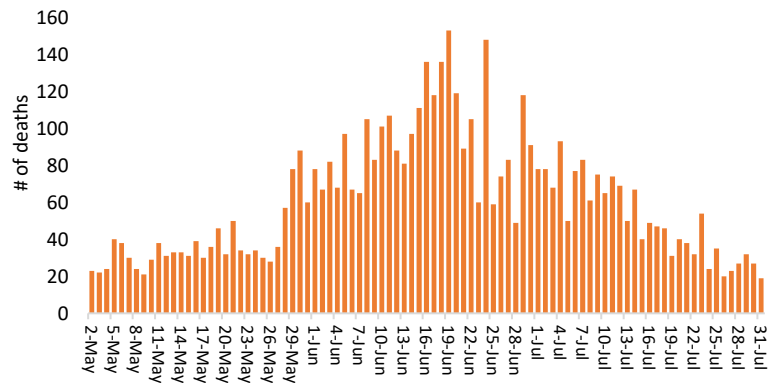
Daily incidence of COVID-19 cases in Pakistan

01 May to 31 July 2020



Daily Mortality in Pakistan

01 May to 31 July 2020



Funds

Funds Requested: 21.5 Million USD

Gaps: 14.98 Million USD

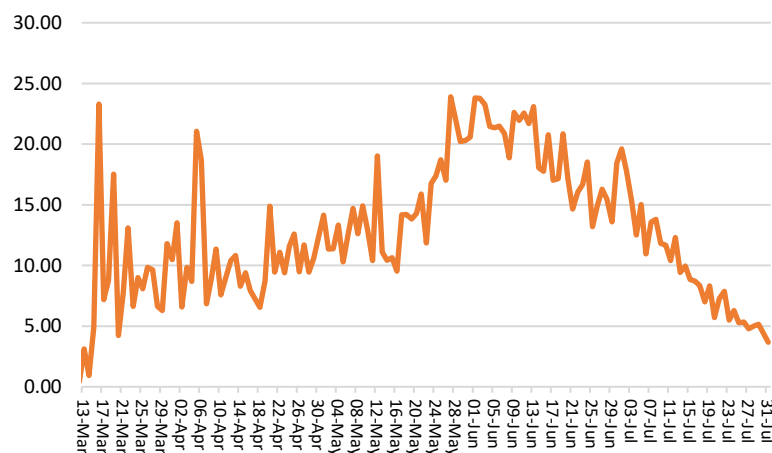
WHO appreciates the contribution of donors (DFID, BMGF, DFATD Canada, JICA, UNOCHA, South Korea, Czech Republic and Germany) to support Government of Pakistan towards COVID-19 through WHO Pakistan.



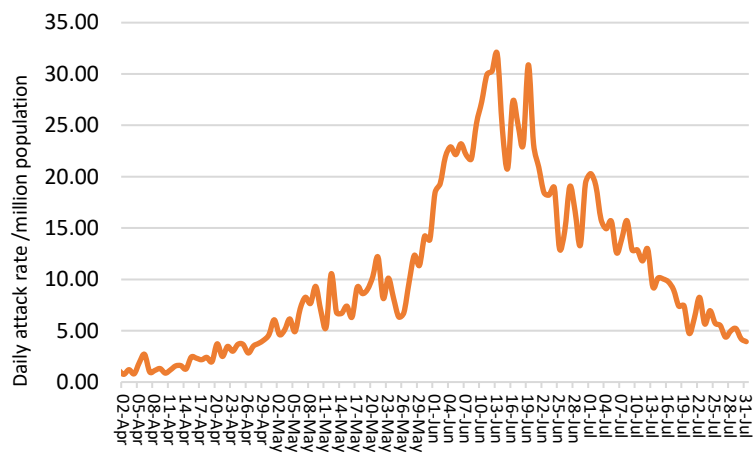
Meeting & Coordination

The WHO Country Representative Pakistan Dr Palitha Mahipala, Incident Manager Dr Michael Lukwiya and WHO laboratory focal person Dr Uzma Bashir visited Khyber Medical University Peshawar and the Public Health laboratory in Peshawar on 30th July 2020. During the visit Dr Palitha Mahipala hand over the 'Technical Assessment Report of Covid-19 testing capacities for Laboratories in KP' to the Provincial Secretary Health Khyber Pakhtunkhwa Mr Imtiaz Hussain Shah and donated an automated RNA extractor for the Provincial Reference Public Health Laboratory.

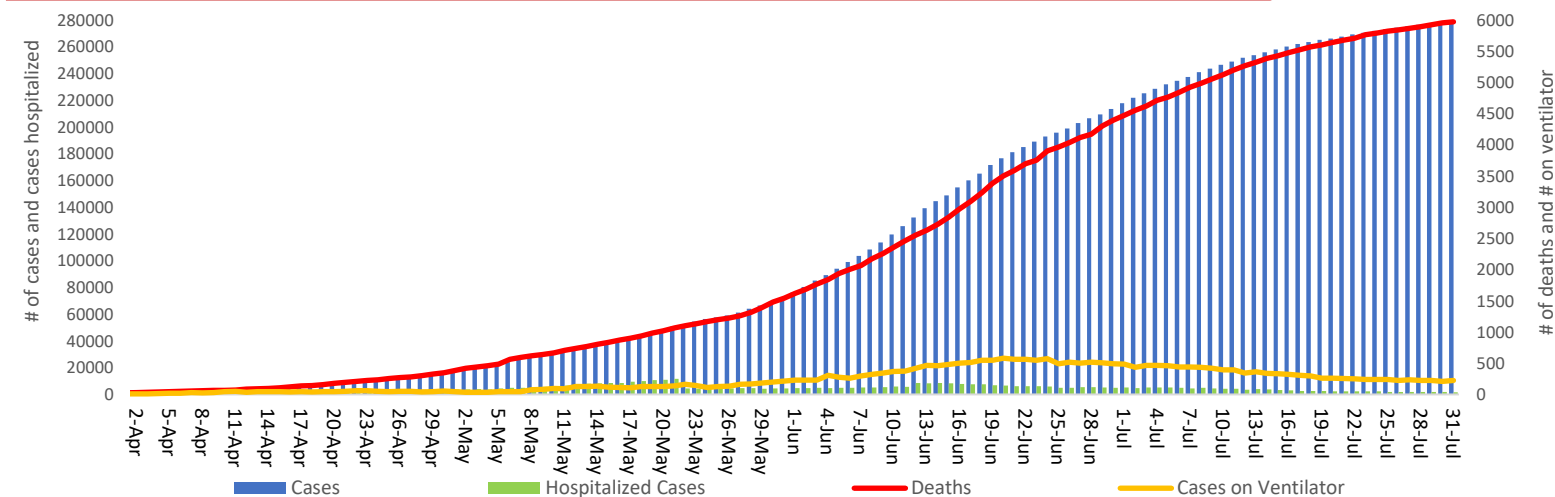
Daily Positivity rate in Pakistan



Daily Attack rate/million population



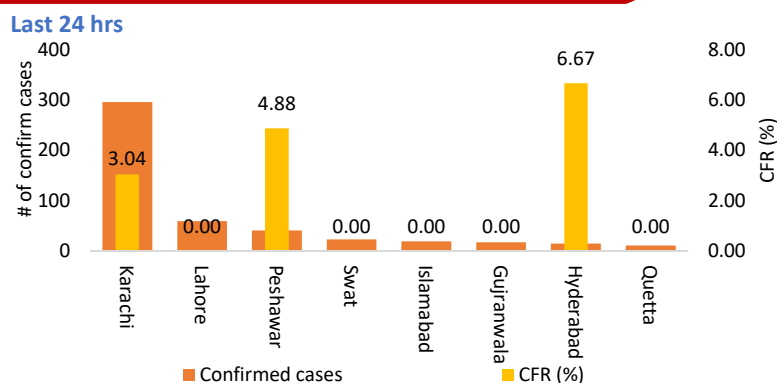
Trends of COVID-19 cases, hospitalized, on ventilator & Deaths



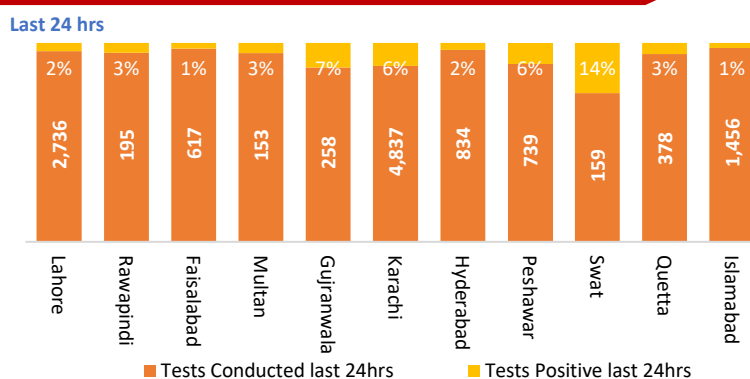
Summary table (Cumulative) as of 1st August 2020

Lab Status		Hospitalized			Home or elsewhere Isolation	Recovered	Deaths
Tested	Positive	Stable	On oxygen	On Vent.			
1,996,167	279,146	572	885	225	23,467	248,027	5,970

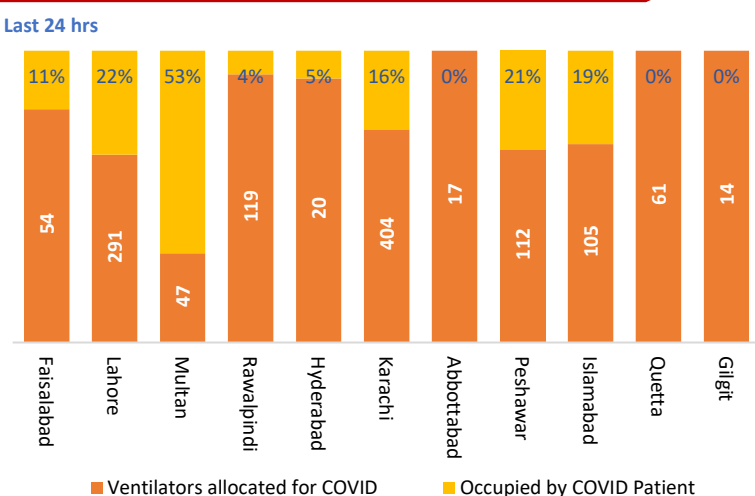
COVID-19 confirmed cases & CFR (%) by districts



COVID-19 Positivity rates in major cities/districts



Occupied COVID ventilators in major cities/districts



Summary table for major cities/districts

Districts	Hospitalized				Home or elsewhere Isolation
	Stable	On low flow oxygen	On High flow oxygen	On Vent.	
Lahore	38	48	114	63	2,425
Rawalpindi	29	23	06	05	380
Faisalabad	17	02	19	06	322
Multan	04	05	00	25	402
Gujranwala	85	00	27	01	180
Karachi	76	84	210	63	3,280
Hyderabad	15	05	15	01	265
Peshawar	04	08	79	23	1,770
Swat	01	01	06	01	269
Quetta	00	01	09	00	610
Islamabad	06	18	04	20	2,231

Summary table by province as of 1st August 2020 (09:00 AM)

Provinces	Lab Status		Hospitalized				Home or elsewhere Isolation	Recovered	Deaths
	Tested	Positive	Stable	On low flow Oxygen	On High flow Oxygen	On Vent.			
AJK	26,718	2,084	19	07	00	00	362	1,642	54
Balochistan	61,159	11,743	00	01	09	00	1,467	10,130	136
GB	15,950	2,134	70	19	01	00	232	1,758	54
Islamabad	188,464	15,033	06	18	04	20	2,231	12,589	165
KP	210,475	34,056	15	34	110	24	4,045	28,629	1,199
Punjab	733,365	93,057	359	173	189	116	7,537	82,541	2,142
Sindh	760,036	121,039	103	93	227	65	7,593	110,738	2,220

Source: Ministry of national health Services, regulations and coordination, National emergency operation center

Contact Details

Dr Palitha Mahipala
WHO Representative
WHO Country Office
Islamabad – Pakistan
Tel: +92 51 9255183
ail: mahipalap@who.int

Dr Michael Lukwiya
Incident Manager
WHO Country Office
Islamabad - Pakistan
Tel: +92 51 9255184
Email: lukwiyam@who.int