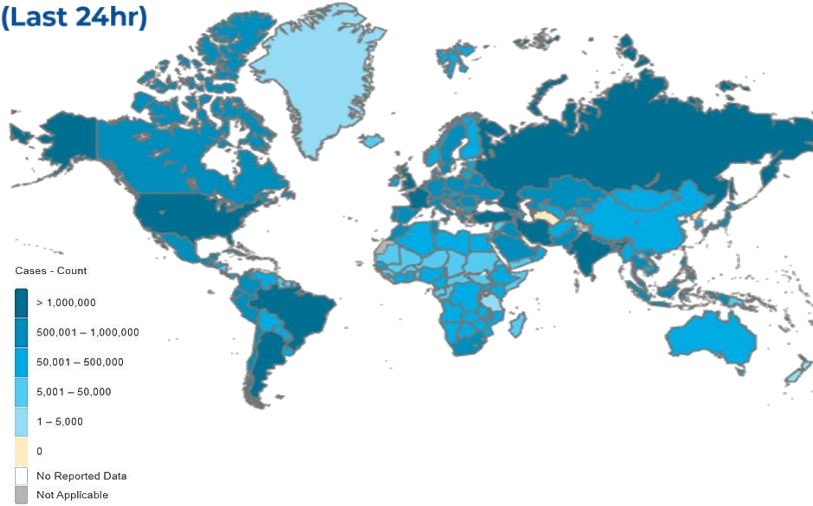
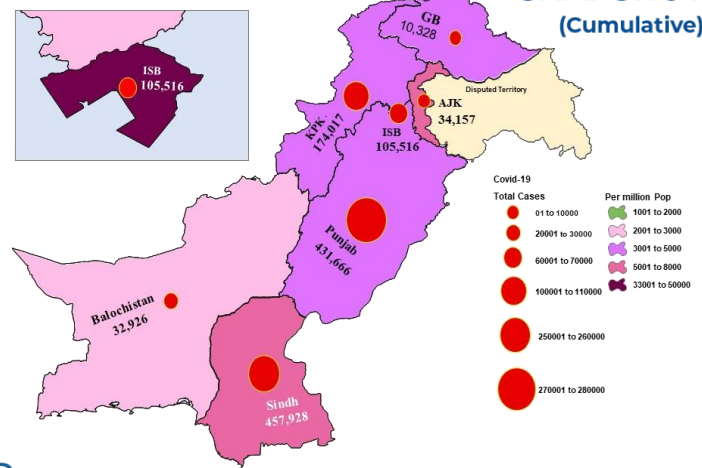




GLOBAL UPDATES (Last 24hr)



PAKISTAN COVID-19 SNAPSHOT (Cumulative)



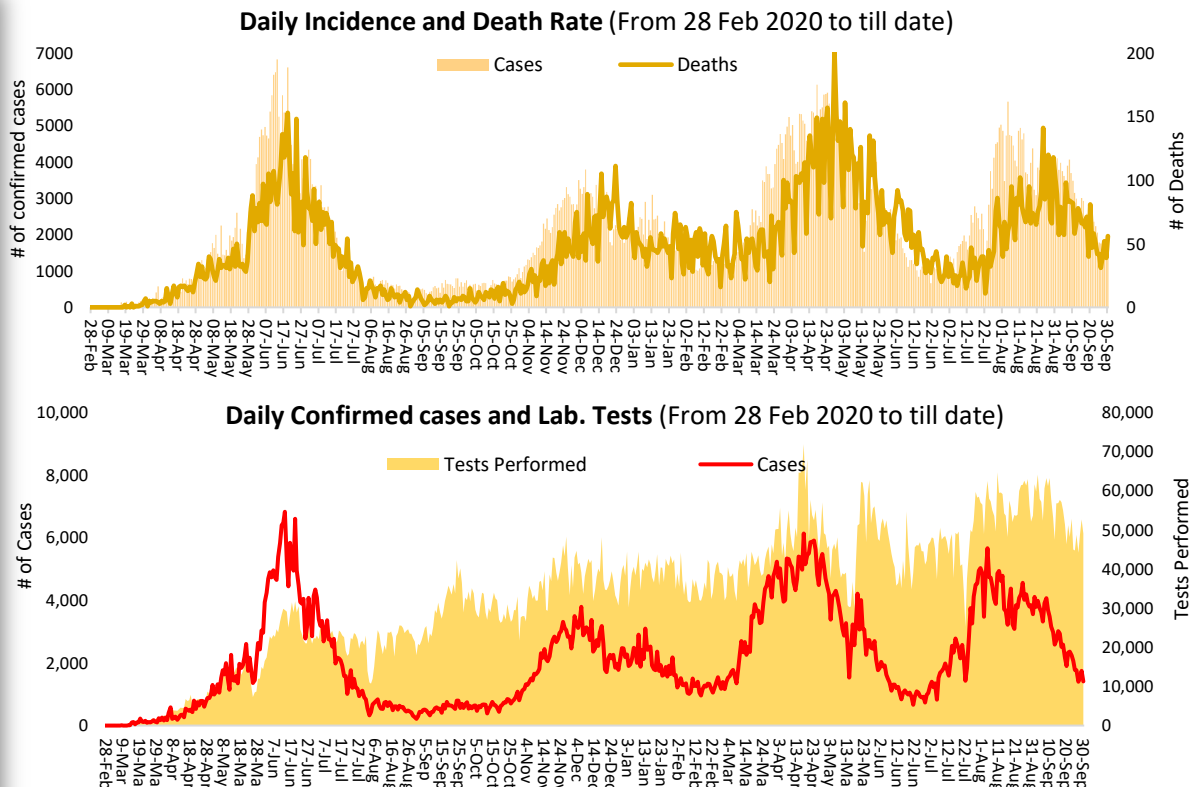
464,610 Confirmed	8,642 Deaths	7.99% Daily Changes	11.49% Daily Changes	6,136,962,861 Vaccine doses	18,844,276 Suspected	19,435,155 Tests	1,246,538 Confirmed	
1,170,590 Recovered	48,163 Active	27,785 Deaths						

PAKISTAN SNAPSHOT (LAST 24hr)

51,555 Suspected	49,049 Tests	1,411 Confirmed	1,024 Recovered	3,649 Critical	56 Deaths
----------------------------	------------------------	---------------------------	---------------------------	--------------------------	---------------------

PAKISTAN VACCINE STATS

	First Dose 59,565,195
	Last 24 hrs: 602,074
	Fully Vaccinated 29,054,821
	Last 24 hrs: 617,625
	Total Doses Administrated 82,830,350
	Last 24 hrs: 1,185,379



FUNDS

Funds Requested for 2021: 14 Million USD
Gaps: 13.16 million USD

WHO appreciates the contribution of donors:
(UNOCHA & USAID)

Meetings & Coordination



The World Health Organization Pakistan has supported the refurbishment and equipping of COVID-19 Mass vaccination center at Khyber Medical University (KMU), Peshawar. The center was inaugurated on the 29th September 2021 in a ceremony presided over by WHO Country Representative Pakistan, Dr Palitha Mahipala and Special Assistant to Chief Minister for Higher Education and Information Mr. Kamran Bangash. Also in attendance were high-ranking officials including vice-chancellor KMU Prof Dr Zia ul Haq, Registrar Prof Dr Muhammad Saleem Gandapur, Coordinator Vaccination Centre, Dr Khalid Rehman, and Director PHRL, Dr Yasir Yousafzai.

In his remarks, Dr Palitha emphasized on the importance of vaccination in the COVID 19 response and reiterated WHO's support. Mr. Kamran Bangash appreciated WHO support towards improving the quality of services at the vaccination centers

Positivity Rate by Major Cities/Districts

Districts	Daily Trend	Test Conducted (Last 24hrs)	Positive Cases (Last 24hrs)	Positivity Rate (%)
Abbottabad		160	1	0.6%
Swat		421	6	1.4%
Peshawar		1793	96	5.4%
Faisalabad		776	26	3.4%
Gujranawala		622	6	1.0%
Gujrat		159	2	1.3%
Lahore		6707	303	4.5%
Multan		1127	47	4.2%
Rawalpindi		1920	35	1.8%
Islamabad		4640	99	2.1%
Karachi		4867	175	3.6%
Hyderabad		1099	86	7.8%
Mirpur		121	13	10.7%
Muzaffarabad		72	1	1.4%

Summary Table by Province

Summary Table (Major Cities /Districts)

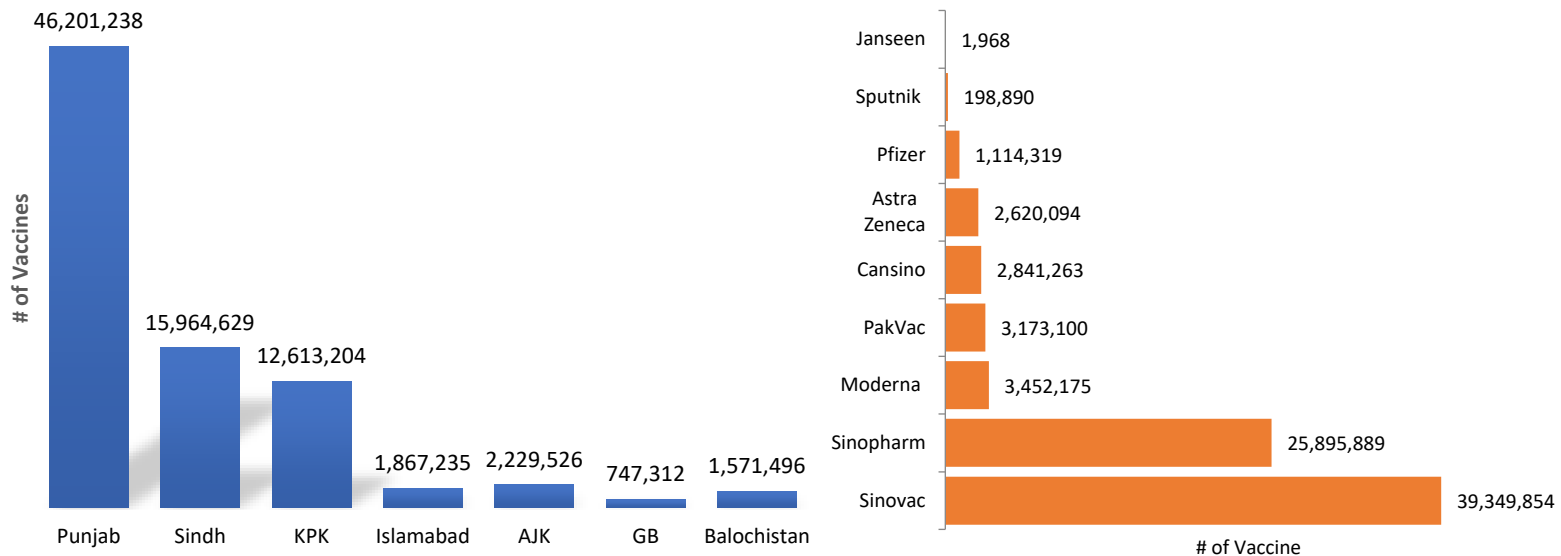
Districts	Hospitalized				Home or elsewhere Isolation
	Stable	On low flow oxygen	On High flow oxygen	On Vent	
Mirpur	02	02	07	00	135
Muzaffarabad	00	01	01	00	57
Quetta	00	00	01	00	84
Gilgit	00	08	02	00	75
Islamabad	30	57	109	33	2,070
Abbottabad	00	17	40	00	11
Peshawar	00	78	309	34	436
Swat	00	18	52	05	00
Bahawalpur	00	16	34	18	549
Faisalabad	01	26	228	15	2,512
Gujranwala	00	15	21	07	21
Lahore	42	154	317	148	2,432
Multan	00	117	24	77	1,024
Rawalpindi	02	14	71	15	2,143
Hyderabad	07	27	13	01	1,469
Karachi	27	119	158	32	17,356

Provinces	Lab Status				Stable	Hospitalized			Home Isolation	Total Recovered	Total Deaths
	Tested		Positive			Oxygen		On Vent.			
	Last 24hrs	Total (PCR+RA)	Last 24hrs	Total		On low flow	On High flow				
AJK	676	303,549	30	34,157	03	06	15	00	582	32,813	738
Balochistan	699	436,939	10	32,926	02	00	01	00	167	32,408	348
GB	545	190,056	7	10,328	02	09	05	00	197	9,931	184
Islamabad	4,640	2,041,592	99	105,516	30	57	109	33	2,070	102,293	924
KP	10,463	2,994,517	221	174,017	00	273	653	40	3,596	163,908	5,547
Punjab	18,966	7,401,934	574	431,666	95	637	1,085	328	15,363	401,521	12,637
Sindh	13,060	6,066,568	470	457,928	66	161	204	33	22,341	427,716	7,407

SARI/ILI surveillance summary, Week-38, 2021 (222 Sentinel Sites)

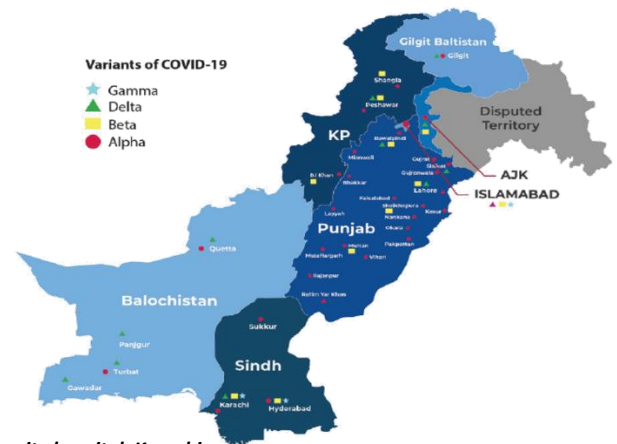
Province	SARI Cases					ILI Cases					Contact Tracing					Sentinel Sites			Bed Occupancy		
	SARI Reported	Tested		Lab Positive		ILI Reported	Tested		Lab Positive		Contact Identified	Contact Lab Tested		Contact Lab Positive		Total Sentinel Sites	Sites Reported		Total Allocated Beds	Occupied Beds	
		No	%	No	%		No	%	No	%		No	%	No	%		No	%		No	%
Islamabad	143	143	100	7	4.9	280	182	65.0	8	4.4	125	75	60.0	7	9.3	7	7	100	956	254	26.6
Punjab	1615	1615	100.0	141	8.7	3055	2339	76.6	151	6.5	3826	3879	98.2	153	4.2	50	50	100	5344	1415	26.5
Sindh	767	763	99.5	152	19.9	2422	1417	58.5	170	12.0	3748	3593	95.9	551	15.3	65	65	100	3823	1215	33.5
KP	736	736	100.0	244	33.2	1387	1387	100.0	471	34.0	3309	3259	98.5	140	4.3	30	30	100	1678	774	46.1
Balochistan	216	216	100.0	42	19.4	1362	486	35.7	17	3.5	602	533	88.5	9	1.7	44	42	95.5	375	51	13.6
AJK	261	258	98.9	36	14.0	633	499	78.8	32	6.4	939	933	99.4	37	4.0	20	20	100.0	724	203	28.0
GB	37	34	91.9	3	8.8	87	82	94.3	1	1.2	11	10	90.9	2	20.0	6	6	100.0	51	3	5.9
Total	3775	3765	99.7	625	16.6	9226	6392	69.3	850	13.3	12560	12082	96.2	899	7.4	222	220	99.1	12751	3915	30.7

COVID-19 Vaccination status by province and vaccine doses



COVID-19 sequenced genomes

Province	Wild Type	ALPHA	BETA	GAMMA	DELTA	Total
Punjab	46	371	16	01	289	723
Sindh	77	121	235	34	241	708
KP	28	48	06		24	106
Baluchistan	07	03	-	-	56	66
Islamabad	246	135	19	01	796	1,197
Gilgit	05	-	-	-	11	16
AJK	04	04	01	-	2	11
Unspecified	27	44	15	01	31	118
Totals	440	726	292	37	1450	2,945



Data Source: GISAID : <https://www.gisaid.org>, National Institute of Health, Pakistan, Aga Khan University hospital, Karachi.

The reported data is inclusive of PCR based genotyping for SARS-CoV2 variants and Whole Genome Sequencing information. Variant of Interest data is not including in this report.

Contact Details

Dr Palitha Mahipala

WHO Representative
WHO Country Office
Islamabad – Pakistan
Tel: +92 51 9255183
Email: mahipalap@who.int

Dr Michael Lukwiya

Incident Manager
WHO Country Office
Islamabad - Pakistan
Tel: +92 51 9255184
Email: lukwiyam@who.int