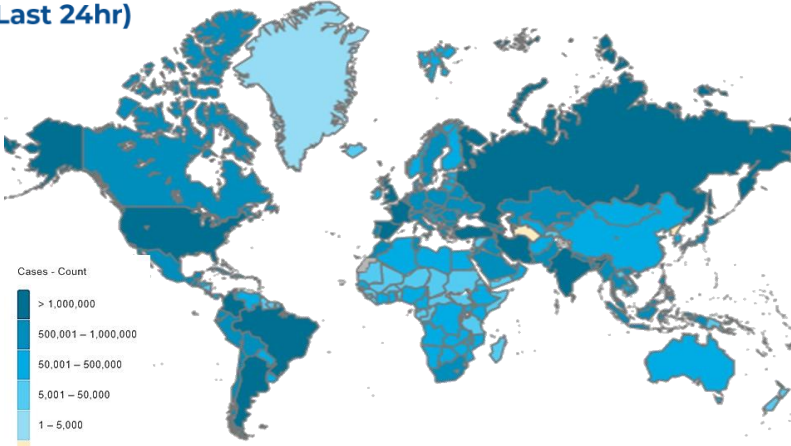
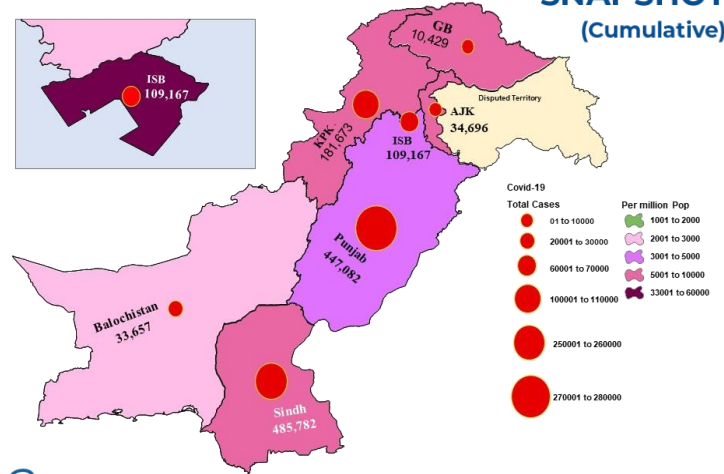




GLOBAL UPDATES (Last 24hr)



PAKISTAN COVID-19 SNAPSHOT (Cumulative)



2,357,007 Confirmed	6,583 Deaths	-11.01% Daily Changes	-19.99% Daily Changes	9,118,223,397 Vaccine doses	22,942,561 Suspected	23,752,912 Tests	1,302,486 Confirmed
1,258,332 Recovered	15,192 Active	28,962 Deaths					

As on 4th January 2022

PAKISTAN SNAPSHOT (LAST 24hr)

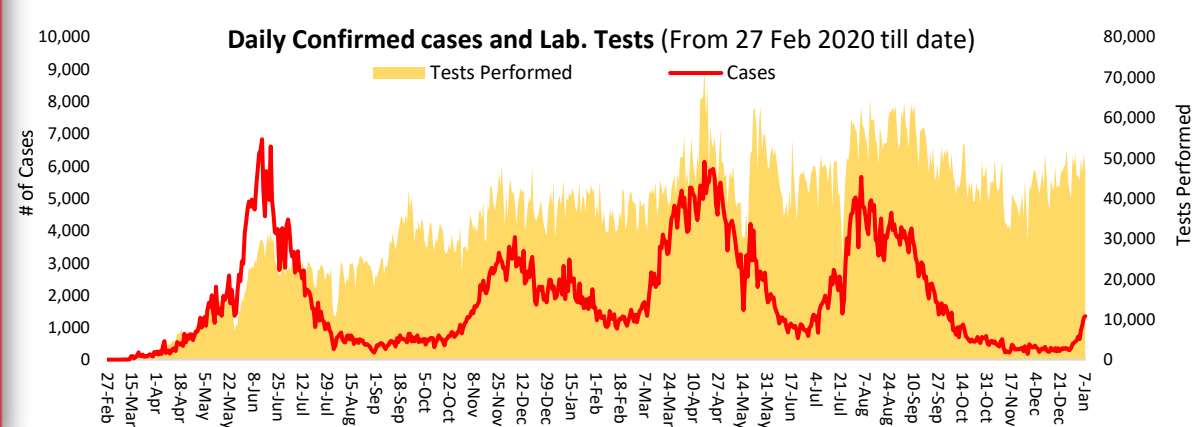
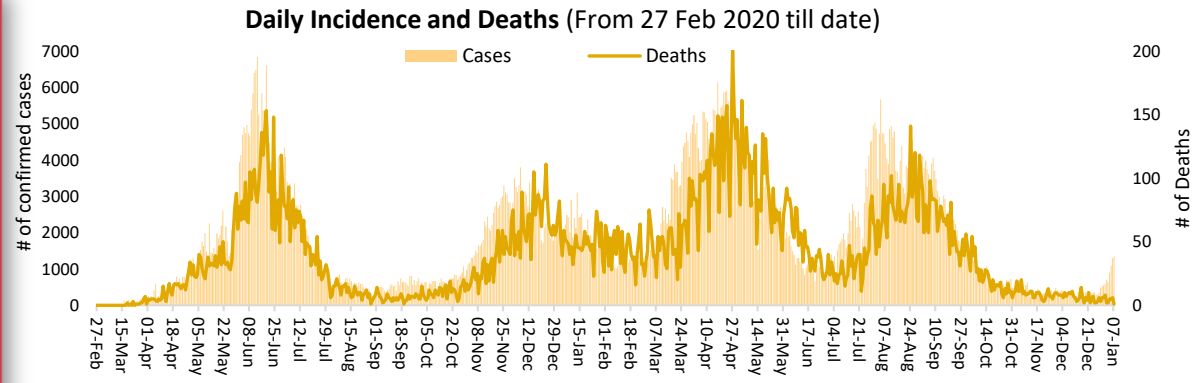
44,527 Suspected	46,537 Tests	1,345 Confirmed	246 Recovered	629 Critical	01 Deaths
----------------------------	------------------------	---------------------------	-------------------------	------------------------	---------------------

PAKISTAN VACCINE STATS

First Dose: 99,454,273
Last 24 hrs: 310,114

Fully Vaccinated: 73,862,234
Last 24 hrs: 377,912

Total Doses Administrated: 162,115,885
Last 24 hrs: 706,192





Provincial EPI Cell, Department of Health Punjab, in collaboration with the World Health Organization Pakistan conducted a Sentinel surveillance review meeting on Invasive Bacterial Disease (IBD) including Pneumonia, Meningitis & Sepsis on 16th December 2021 at Hotel Four Point, Lahore.

The objective of the meeting was to assess the hospitals surveillance performance, identify gaps and formulation of agreed way forward for improving IBD surveillance. Total Nine Participant, including Local Surveillance Coordinators, Microbiologists and Data Entry Operators from the Children Hospital Lahore, Children Hospital Multan, Benazir Bhutto Hospital Rawalpindi, and Mayo Hospital Lahore in Punjab province.

Additional Director Health Services, EPI Program Punjab Dr Abdul Jabar in his closing remarks, thanked WHO Pakistan for providing technical and financial support for the meeting.

Positivity Rate by Major Cities/Districts

Districts	Daily Trend	Test Conducted (Last 24hrs)	Positive Cases (Last 24hrs)	Positivity Rate (%)
Abbottabad		766	2	0.3%
Swat		1622	6	0.4%
Peshawar		1186	39	3.3%
Faisalabad		688	6	0.9%
Gujranawala		671	4	0.6%
Gujrat		252	2	0.8%
Lahore		5591	353	6.3%
Multan		765	5	0.7%
Rawalpindi		1785	15	0.8%
Islamabad		3959	74	1.9%
Karachi		5403	633	11.7%
Hyderabad		1058	24	2.3%
Mirpur		36	4	11.1%
Muzaffarabad		19	0	0.0%

Summary Table (Major Cities /Districts)

Districts	Hospitalized				Home or elsewhere Isolation
	Stable	On low flow oxygen	On High flow oxygen	On Vent	
Mirpur	03	00	02	00	11
Muzaffarabad	00	00	00	00	00
Quetta	00	00	02	00	18
Gilgit	00	00	00	00	00
Islamabad	00	21	31	05	543
Abbottabad	00	01	04	00	21
Peshawar	00	27	45	14	215
Swat	00	02	00	00	06
Bahawalpur	01	04	00	01	96
Faisalabad	00	05	24	01	173
Gujranwala	00	00	00	00	81
Lahore	08	02	47	26	368
Multan	08	01	00	03	91
Rawalpindi	02	05	16	01	94
Hyderabad	01	02	00	00	579
Karachi	06	63	46	18	5067

Summary Table by Province

Provinces	Lab Status				Hospitalized				Home Isolation	Total Recovered	Total Deaths
	Tested		Positive		Stable	Oxygen		On Vent.			
	Last 24hrs	Total (PCR+RA)	Last 24hrs	Total		On low flow	On High flow				
AJK	446	334,237	07	34,696	03	01	02	00	27	33,916	747
Balochistan	326	498,195	02	33,657	00	00	02	00	34	33,255	366
GB	203	223,704	00	10,429	00	00	00	00	00	10,243	186
Islamabad	3,959	2,431,623	74	109,167	00	21	31	05	543	107,600	967
KP	10,440	3,911,862	59	181,673	00	68	87	15	474	175,088	5,941
Punjab	17,291	9,047,371	406	447,082	18	75	147	35	4,058	429,672	13,077
Sindh	13,872	7,305,920	797	485,782	72	66	56	18	9,334	468,558	7,678

Contact Details

Dr Palitha Mahipala
 WHO Representative
 WHO Country Office
 Islamabad – Pakistan
 Tel: +92 51 9255183
 Email: mahipalap@who.int

Dr Michael Lukwiya

Incident Manager
 WHO Country Office
 Islamabad - Pakistan
 Tel: +92 51 9255184
 Email: lukwiyam@who.int