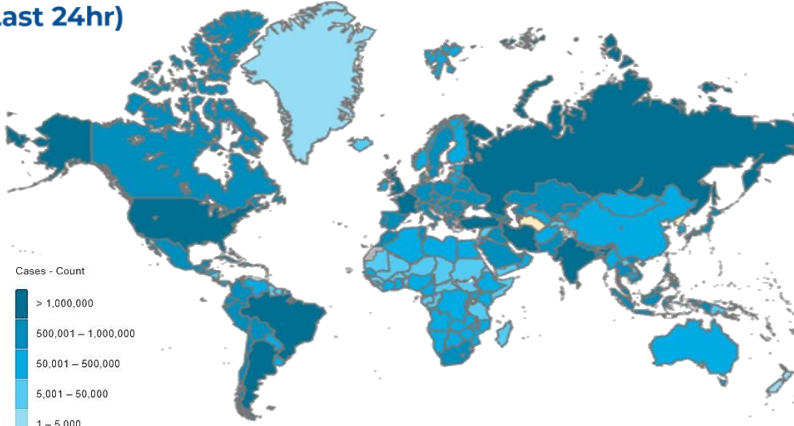
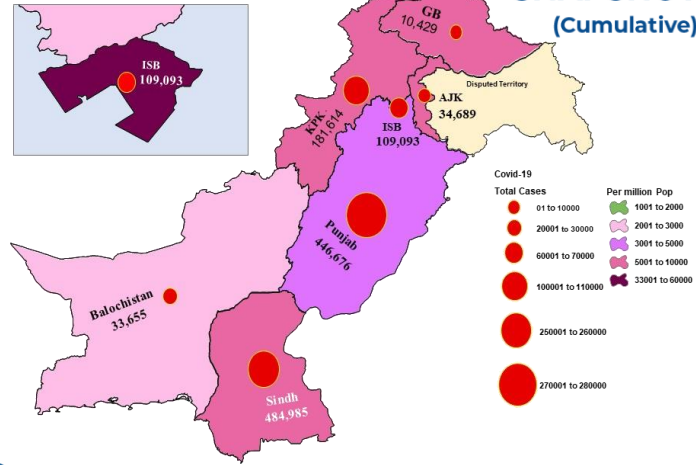




**GLOBAL UPDATES (Last 24hr)**



**PAKISTAN COVID-19 SNAPSHOT (Cumulative)**



<b>2,618,130</b> Confirmed	<b>8,168</b> Deaths	<b>10.99%</b> Daily Changes	<b>15.63%</b> Daily Changes	<b>9,118,223,397</b> Vaccine doses	<b>22,898,034</b> Suspected	<b>23,706,375</b> Tests	<b>1,301,141</b> Confirmed
				<b>As on 4<sup>th</sup> January 2022</b>	<b>1,258,086</b> Recovered	<b>14,094</b> Active	<b>28,961</b> Deaths

**PAKISTAN SNAPSHOT (LAST 24hr)**

<b>48,044</b> Suspected	<b>51,145</b> Tests	<b>1,293</b> Confirmed	<b>239</b> Recovered	<b>609</b> Critical	<b>06</b> Deaths
----------------------------	------------------------	---------------------------	-------------------------	------------------------	---------------------

**PAKISTAN VACCINE STATS**



First Dose  
99,144,159  
Last 24 hrs:  
280,295

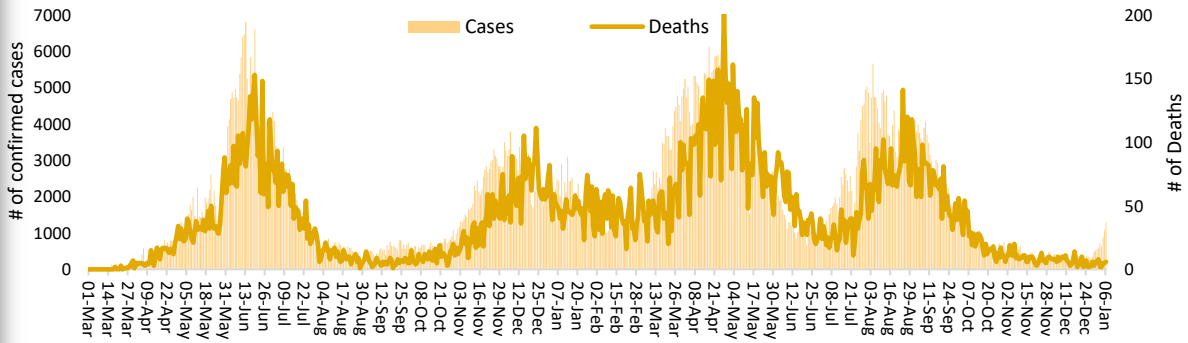


Fully Vaccinated  
73,484,322  
Last 24 hrs:  
489,208

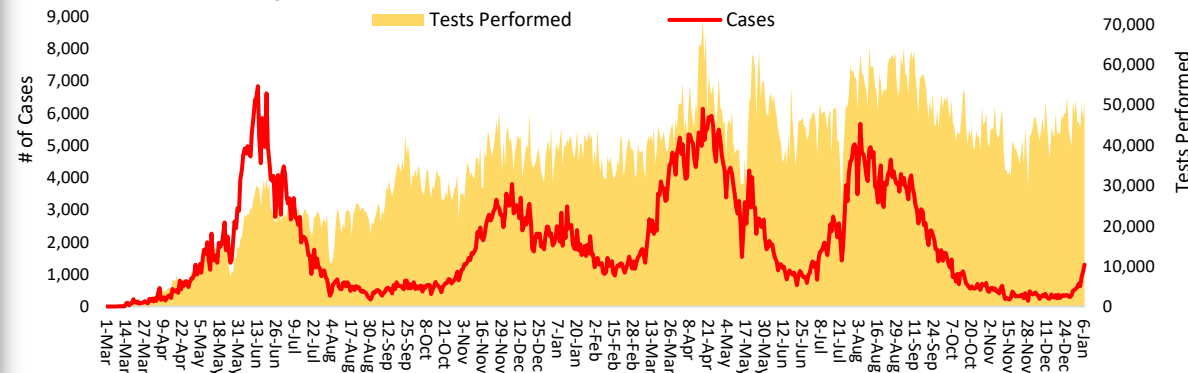


Total Doses Administrated  
161,409,693  
Last 24 hrs:  
758,688

**Daily Incidence and Death Rate (From 01 March 2020 till date)**



**Daily Confirmed cases and Lab. Tests (From 01 March 2020 till date)**



**FUNDS**

Funds Requested for 2021: 14 Million USD  
Gaps: 13.16 million USD

WHO appreciates the contribution of donors:  
(UNOCHA & USAID)

## Meetings & Coordination



On 7<sup>th</sup> January 2022, United Nations (UN) Resident Coordinator in Pakistan, Mr Julien Harneis and the acting Office In-charge World Health Organization Pakistan Dr Ali Shirazi jointly hosted a virtual meeting of the UN Crisis Management Team (CMT).

During the meeting, Dr Ali briefed the UN-CMT members on the COVID 19 situation and response in Pakistan. He updated the participants on the trends of COVID-19 cases and deaths, detection of SARS-CoV-2 variants by each province / region and vaccination status. He highlighted the recent increasing trend of the new cases and emergence of Omicron Variants in the country and strategies for the prevention of the infection.

The UN Resident Coordinator appreciated the technical role being played by WHO Pakistan. He advised the CMT members to encourage all UN staff to get vaccinated and continue practicing public health measures at workplaces and at home.

### Positivity Rate by Major Cities/Districts

Districts	Daily Trend	Test Conducted (Last 24hrs)	Positive Cases (Last 24hrs)	Positivity Rate (%)
Abbottabad		489	0	0.0%
Swat		1668	1	0.1%
Peshawar		1309	24	1.8%
Faisalabad		1442	3	0.2%
Gujranawala		80	1	1.3%
Gujrat		45	1	2.2%
Lahore		5244	298	5.7%
Multan		1405	5	0.4%
Rawalpindi		1723	40	2.3%
Islamabad		5107	109	2.1%
Karachi		6340	650	10.3%
Hyderabad		806	10	1.2%
Mirpur		77	4	5.2%
Muzaffarabad		113	0	0.0%

### Summary Table by Province

### Summary Table (Major Cities /Districts)

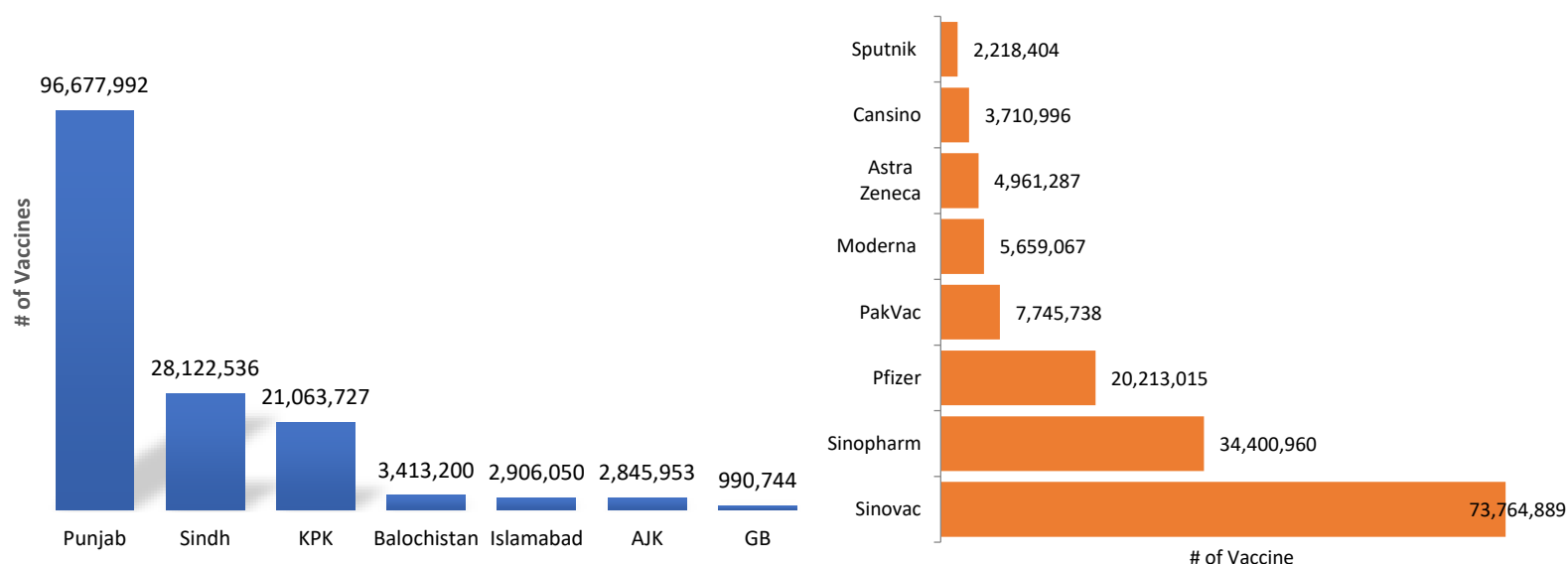
Districts	Hospitalized				Home or elsewhere Isolation
	Stable	On low flow oxygen	On High flow oxygen	On Vent	
Mirpur	03	00	02	00	11
Muzaffarabad	00	00	00	00	00
Quetta	00	00	02	00	16
Gilgit	00	00	00	00	00
Islamabad	00	26	30	05	507
Abbottabad	00	00	04	00	20
Peshawar	00	26	43	11	193
Swat	00	02	00	00	0
Bahawalpur	00	04	00	01	94
Faisalabad	00	08	20	01	167
Gujranwala	00	00	00	00	81
Lahore	07	04	38	21	350
Multan	01	00	00	00	89
Rawalpindi	02	05	16	01	81
Hyderabad	01	02	00	00	566
Karachi	06	63	49	16	4,599

Provinces	Lab Status				Stable	Hospitalized			Home Isolation	Total Recovered	Total Deaths
	Tested		Positive			Oxygen		On Vent.			
	Last 24hrs	Total (PCR+RA)	Last 24hrs	Total		On low flow	On High flow				
AJK	604	333,791	07	34,689	03	01	02	00	26	33,911	746
Balochistan	294	497,869	01	33,655	00	00	02	00	32	33,255	366
GB	212	223,501	00	10,429	00	00	00	00	01	10,242	186
Islamabad	5,107	2,427,664	109	109,093	00	26	30	05	507	107,558	967
KP	8,545	3,901,422	41	181,614	00	68	88	12	443	175,062	5,941
Punjab	18,681	9,030,080	376	446,676	22	71	135	27	3,753	429,591	13,077
Sindh	17,702	7,292,048	759	484,985	55	66	60	16	8,643	468,467	7,678

# SARI/ILI surveillance summary, Week-52, 2021 (229 Sentinel Sites)

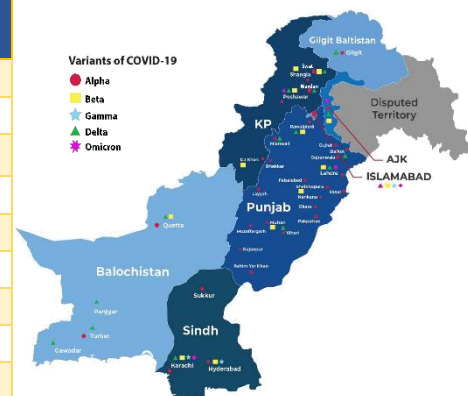
Province	SARI Cases					ILI Cases					Contact Tracing					Sentinel Sites			Bed Occupancy		
	Week-52					Week-52					Week-52					Week-52			Week-52		
	SARI Reported	Tested		Lab Positive		ILI Reported	Tested		Lab Positive		Contact Identified	Contact Lab Tested		Contact Lab Positive		Total Sentinel Sites	Sites Reported		Total Allocated Beds	Occupied Beds	
		No	%	No	%		No	%	No	%		No	%	No	%		No	%		No	%
Islamabad	54	54	100.0	5	9.3	317	274	86.4	11	4.0	799	799	100.0	62	7.8	7	7	100.0	429	63	14.7
Punjab	1006	1006	100.0	17	1.7	2194	1804	82.2	20	1.1	911	911	100.0	7	0.8	50	50	100.0	4124	154	3.7
Sindh	1534	1343	87.5	65	4.8	1210	1068	88.3	44	4.1	857	803	93.7	64	8.0	65	65	100.0	2530	52	2.1
KP	152	152	100.0	21	13.8	2637	2608	98.9	37	1.4	2265	2265	100.0	22	1.0	30	30	100.0	1666	106	6.4
Balochistan	301	283	94.0	34	12.0	964	346	35.9	13	3.8	04	04	100.0	00	0.0	44	44	100.0	157	52	33.1
AJK	65	65	100.0	00	0.0	728	690	94.8	00	0.0	00	00	0.0	00	0.0	20	13	65.0	678	16	2.4
GB	02	02	100.0	00	0.0	09	09	100.0	00	0.0	00	00	0.0	00	0.0	13	13	100.0	51	00	0.0
<b>Total</b>	<b>3114</b>	<b>2905</b>	<b>93.3</b>	<b>142</b>	<b>4.9</b>	<b>8059</b>	<b>6799</b>	<b>84.4</b>	<b>125</b>	<b>1.8</b>	<b>4836</b>	<b>4782</b>	<b>98.9</b>	<b>155</b>	<b>3.2</b>	<b>229</b>	<b>222</b>	<b>96.9</b>	<b>9635</b>	<b>443</b>	<b>4.6</b>

## COVID-19 Vaccination status by province and vaccine doses



## COVID-19 sequenced genomes

Province	Wild Type	ALPHA	BETA	GAMMA	DELTA	DELTA +	Omicron	Total
Punjab	46	371	16	01	530	-	187	1151
Sindh	77	121	235	34	440	-	194	1101
KP	28	48	06	-	24	-	05	111
Baluchistan	07	03	18	-	56	-	-	84
Islamabad	248	135	19	01	904	03	15	1325
Gilgit	05	-	-	-	15	-	-	20
AJK	04	04	01	-	16	-	01	26
Unspecified	27	44	15	01	31	-	12	130
<b>Totals</b>	<b>442</b>	<b>726</b>	<b>310</b>	<b>37</b>	<b>2016</b>	<b>03</b>	<b>414</b>	<b>3,948</b>



Data Source: GISAID : <https://www.gisaid.org>, National Institute of Health, Pakistan, Aga Khan University hospital, Karachi.

The reported data is inclusive of PCR based genotyping for SARS-CoV2 variants and Whole Genome Sequencing information. Variant of Interest data is not including in this report.

### Contact Details

#### Dr Palitha Mahipala

WHO Representative  
WHO Country Office  
Islamabad – Pakistan  
Tel: +92 51 9255183  
Email: mahipalap@who.int

#### Dr Michael Lukwiya

Incident Manager  
WHO Country Office  
Islamabad - Pakistan  
Tel: +92 51 9255184  
Email: lukwiyam@who.int