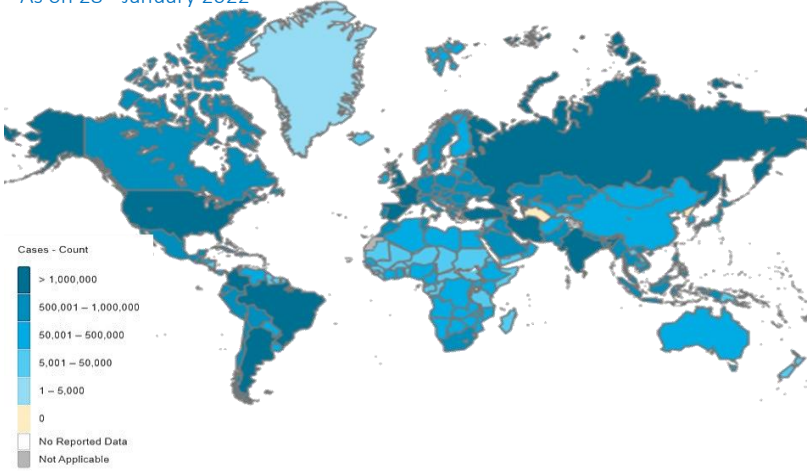




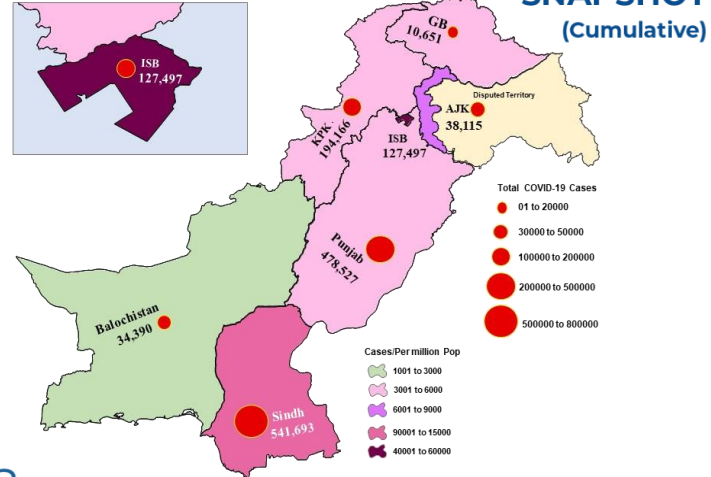
PAKISTAN COVID-19 SITUATION REPORT

GLOBAL UPDATES

As on 28th January 2022



PAKISTAN COVID-19 SNAPSHOT (Cumulative)



3,321,782 Confirmed	10,314 Deaths	-7.04% Daily Changes	0.17% Daily Changes	9,854,237,363 Vaccine doses	24,106,991 Suspected	25,018,383 Tests	1,425,039 Confirmed
1,291,725 Recovered	104,045 Active	29,269 Deaths					

PAKISTAN SNAPSHOT (LAST 24hr)

63,368 Suspected	61,077 Tests	7,048 Confirmed	2,987 Recovered	1,423 Critical	21 Deaths
----------------------------	------------------------	---------------------------	---------------------------	--------------------------	---------------------

PAKISTAN VACCINE STATS

As on 28th January 2022



First Dose
104,228,089
Last 24 hrs:
223,230

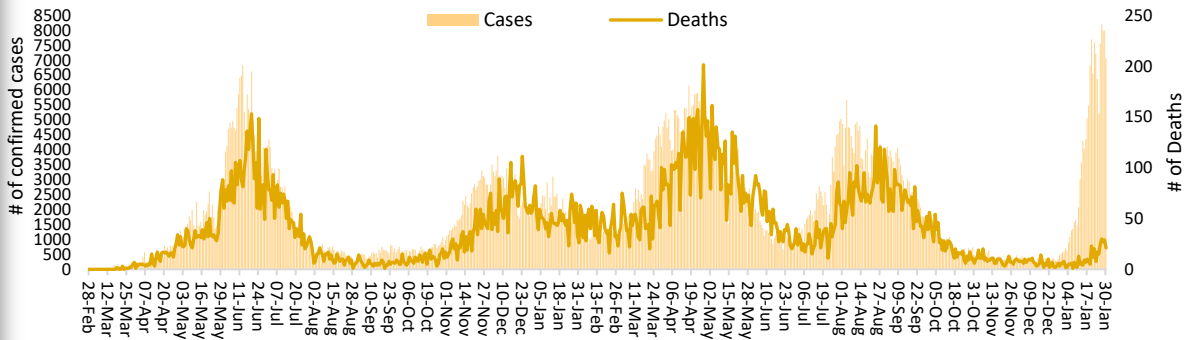


Fully Vaccinated
80,748,105
Last 24 hrs:
322,467

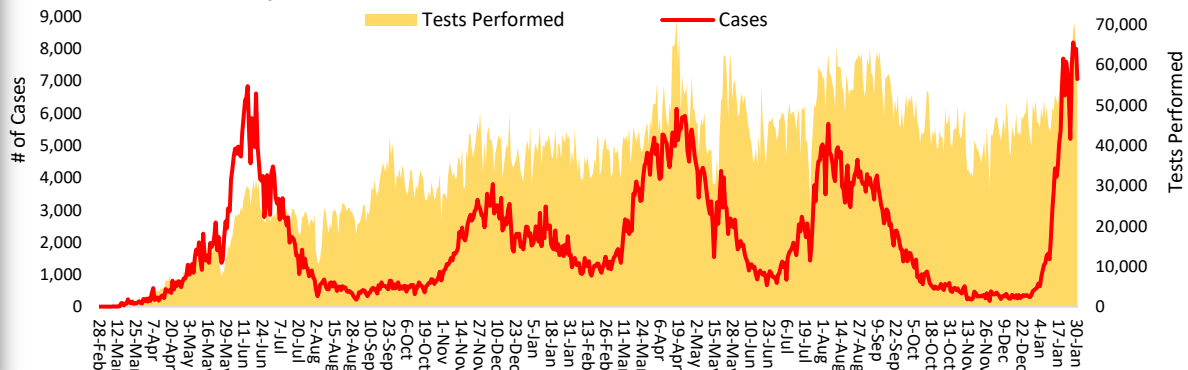


Total Doses
Administrated
174,085,175
Last 24 hrs:
605,450

Daily Incidence and Deaths (From 28 Feb 2020 till date)



Daily Confirmed cases and Lab. Tests (From 28 Feb 2020 till date)



FUNDS

Funds Requested for 2021: 14 million USD
Gaps: 13.16 million USD

WHO appreciates the contribution of donors:
(UNOCHA & USAID)



On 29th January 2022, WHO Country Representative Pakistan Dr Palitha Mahipala along with Incident Manager WHO Pakistan Dr Michael Lukwiya conducted a virtual meeting with all WHO National and International staff based in Pakistan.

The purpose of the meeting was to update the WHO staff on the current upsurge of COVID-19 cases in the country and the response by the Government. In the meeting, Dr Palitha explained that the Omicron variant can spread more rapidly than the earlier SARS-CoV-2 virus variants. Due to this high level of community transmission, burden on health system has increased substantially. He also highlighted the importance of the technical support by the WHO in strengthening the government response.

Dr Palitha underlined the need to improve the implementation of public health measures, the use of masks, social distancing, and hand hygiene practices.

Positivity Rate by Major Cities/Districts

Districts	Weekly Trend	Test Conducted (Last 24hrs)	Positive Cases (Last 24hrs)	Positivity Rate (%)
Abbottabad		652	58	8.9%
Swat		578	24	4.2%
Peshawar		2188	867	39.6%
Faisalabad		1237	107	8.6%
Gujernawala		1232	45	3.7%
Gujrat		798	12	1.5%
Lahore		8500	1227	14.4%
Multan		842	75	8.9%
Rawalpindi		1585	200	12.6%
Islamabad		7164	1024	14.3%
Karachi		5374	1171	21.8%
Hyderabad		2132	235	11.0%
Mirpur		438	66	15.1%
Muzaffarabad		573	157	27.4%
Gilgit		95	0	0.0%
Skardu		56	1	1.8%

Summary Table (Major Cities /Districts)

Districts	Hospitalized				Home or elsewhere Isolation
	Stable	On low flow oxygen	On High flow oxygen	On Vent	
Mirpur	02	04	05	00	316
Muzaffarabad	01	01	05	00	979
Quetta	00	00	05	00	282
Gilgit	00	05	01	00	73
Islamabad	15	100	33	20	14,846
Abbottabad	00	15	13	00	298
Peshawar	00	40	115	12	5,864
Swat	00	01	06	00	146
Bahawalpur	00	15	00	02	41
Faisalabad	00	09	37	03	153
Gujranwala	00	03	05	03	77
Lahore	09	42	141	60	632
Multan	11	01	00	01	73
Rawalpindi	10	39	33	03	164
Hyderabad	03	04	04	01	3,034
Karachi	50	142	186	24	36,991

Summary Table by Province

Provinces	Lab Status				Hospitalized				Home Isolation	Total Recovered	Total Deaths
	Tested		Positive		Stable	Oxygen		On Vent.			
	Last 24hrs	Total (PCR+RA)	Last 24hrs	Total		On low flow	On High flow				
AJK	2,508	361,321	543	38,115	06	09	15	00	2,622	34,708	755
Balochistan	595	512,232	48	34,390	05	01	05	00	425	33,587	367
GB	361	231,053	09	10,651	00	05	01	00	161	10,296	188
Islamabad	7,164	2,574,187	1,024	127,497	15	100	33	20	14,846	111,503	980
KP	12,448	4,148,637	1,647	194,166	00	97	179	12	10,429	177,451	5,998
Punjab	24,493	9,538,603	2,107	478,527	44	192	294	75	28,140	436,622	13,160
Sindh	13,508	7,652,350	1,670	541,693	93	152	208	25	45,836	487,558	7,821

Contact Details

Dr Palitha Mahipala
WHO Representative
WHO Country Office
Islamabad – Pakistan
Tel: +92 51 9255183
Email: mahipalap@who.int

Dr Michael Lukwiya
Incident Manager
WHO Country Office
Islamabad - Pakistan
Tel: +92 51 9255184
Email: lukwiyam@who.int