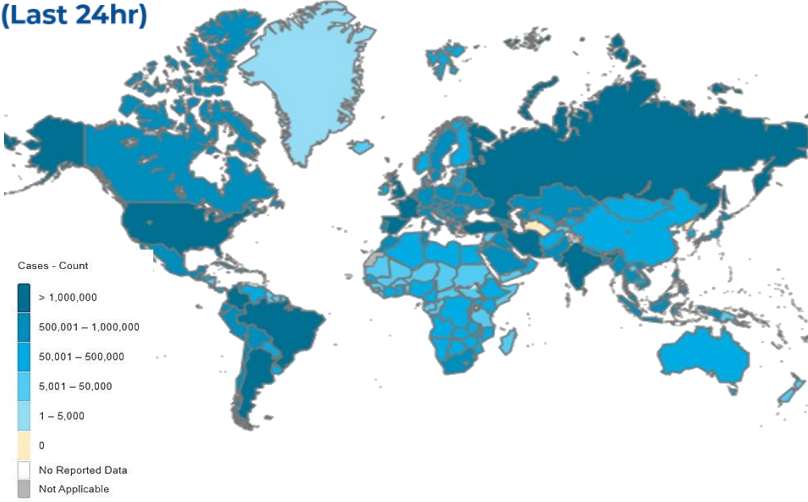


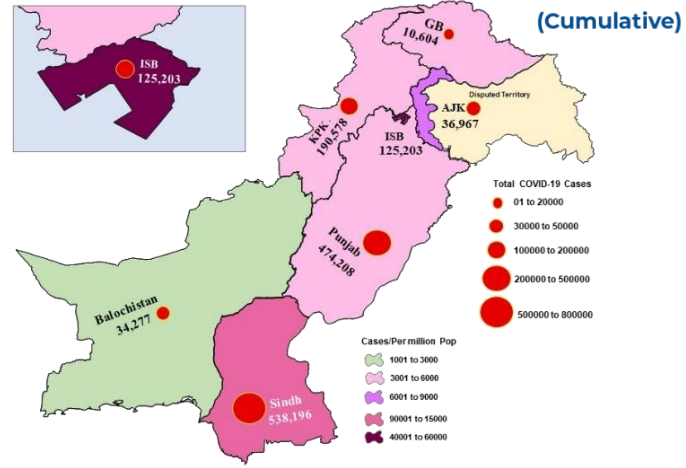


PAKISTAN COVID-19 SITUATION REPORT

GLOBAL UPDATES (Last 24hr)



PAKISTAN COVID-19 SNAPSHOT (Cumulative)



3,321,782 Confirmed	10,314 Deaths	-7.04% Daily Changes	0.17% Daily Changes	9,854,237,363 Vaccine doses	24,043,623 Suspected	24,893,290 Tests	1,410,033 Confirmed
1,276,719 Recovered	104,095 Active	29,219 Deaths					

As on 27th January 2022

PAKISTAN SNAPSHOT (LAST 24hr)

89,998 Suspected	70,389 Tests	7,963 Confirmed	2,062 Recovered	1,375 Critical	27 Deaths
----------------------------	------------------------	---------------------------	---------------------------	--------------------------	---------------------

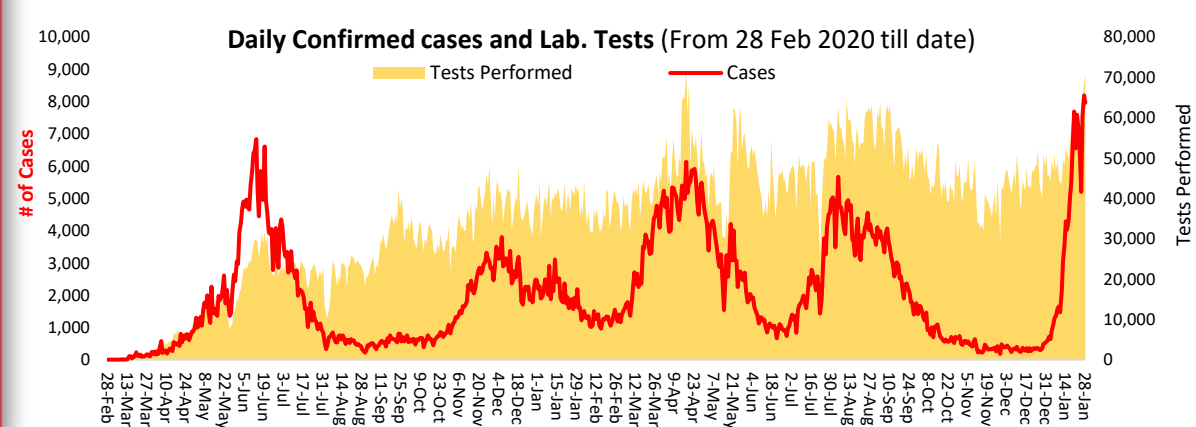
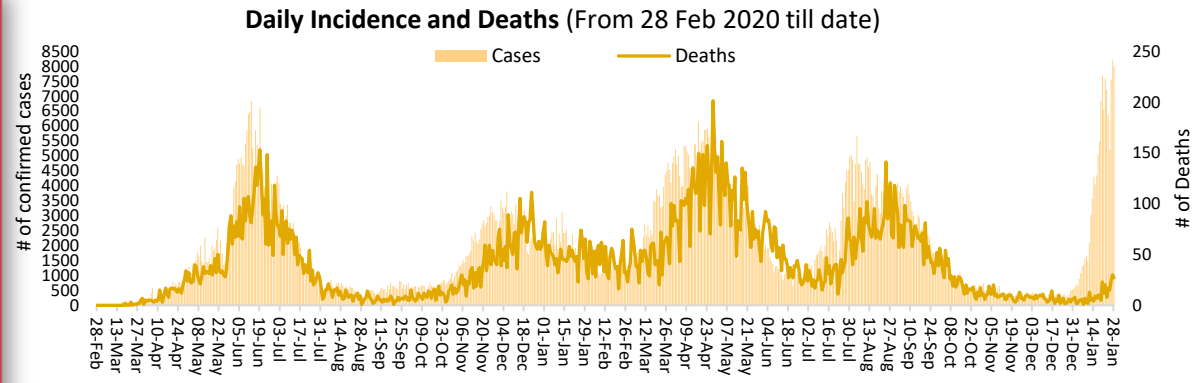
PAKISTAN VACCINE STATS

As on 28th January 2022

First Dose
104,228,089
Last 24 hrs:
223,230

Fully Vaccinated
80,748,105
Last 24 hrs:
322,467

Total Doses Administrated
174,085,175
Last 24 hrs:
605,450





On 27th January 2022, WHO Country Representative Pakistan Dr Palitha Mahipala together with the Head of WHO sub office Punjab Dr Jamshaid Ahmed met with Director General Health Services Punjab Dr. Haroon Jahangir Khan at DGHS Office Lahore. The purpose of the meeting was to discuss the role of public and private health providers after Government’s initiative of “Sehat Insaaf Card” and to discuss the National level consultation meeting on Dengue. During the meeting, the challenges faced in this new initiative, role of health workforce and communication barriers were discussed.

In his remarks, Dr Palitha assured the DGHS of WHO’s continuous support to strengthen the health system in Punjab. Dr Haroon Jahangir appreciated WHO continued support to the government and requested WHO to support the national level consultation meeting on dengue as a platform for provincial teams who respond during dengue outbreak.

Positivity Rate by Major Cities/Districts

Districts	Daily Trend	Test Conducted (Last 24hrs)	Positive Cases (Last 24hrs)	Positivity Rate (%)
Abbottabad		417	37	8.9%
Swat		661	29	4.4%
Peshawar		2238	623	27.8%
Faisalabad		1166	87	7.5%
Gujranawala		1100	55	5.0%
Gujrat		591	16	2.7%
Lahore		7212	1226	17.0%
Multan		869	82	9.4%
Rawalpindi		3879	382	9.8%
Islamabad		8175	1555	19.0%
Karachi		7639	1608	21.0%
Hyderabad		932	138	14.8%
Mirpur		451	65	14.4%
Muzaffarabad		564	143	25.4%

Summary Table (Major Cities /Districts)

Districts	Hospitalized				Home or elsewhere Isolation
	Stable	On low flow oxygen	On High flow oxygen	On Vent	
Mirpur	02	03	03	00	297
Muzaffarabad	03	01	03	00	806
Quetta	00	00	03	00	371
Gilgit	00	05	01	00	86
Islamabad	15	92	42	16	13,535
Abbottabad	00	15	10	00	347
Peshawar	00	36	80	13	4,511
Swat	00	01	06	00	122
Bahawalpur	00	07	00	03	25
Faisalabad	00	10	40	03	1,669
Gujranwala	00	01	06	01	71
Lahore	10	40	163	55	627
Multan	19	00	00	01	81
Rawalpindi	05	36	35	02	167
Hyderabad	03	04	04	01	2,577
Karachi	59	158	171	24	43,182

Summary Table by Province

Provinces	Lab Status				Hospitalized				Home Isolation	Total Recovered	Total Deaths
	Tested		Positive		Stable	Oxygen		On Vent.			
	Last 24hrs	Total (PCR+RA)	Last 24hrs	Total		On low flow	On High flow				
AJK	2,527	356,060	502	36,967	06	06	08	00	2,070	34,125	752
Balochistan	955	510,804	90	34,277	05	01	03	00	557	33,344	367
GB	452	230,301	24	10,604	00	05	01	00	155	10,255	188
Islamabad	8,175	2,558,425	1,555	125,203	15	92	42	16	13,535	110,524	979
KP	13,150	4,124,118	1,278	190,578	00	100	154	13	7,965	176,352	5,994
Punjab	26,936	9,489,508	2,283	474,208	44	166	317	69	26,103	434,370	13,139
Sindh	18,194	7,624,074	2,231	538,196	102	167	190	25	52,163	477,749	7,800

Contact Details

Dr Palitha Mahipala
 WHO Representative
 WHO Country Office
 Islamabad – Pakistan
 Tel: +92 51 9255183
 Email: mahipalap@who.int

Dr Michael Lukwiya
 Incident Manager
 WHO Country Office
 Islamabad - Pakistan
 Tel: +92 51 9255184
 Email: lukwiyam@who.int