



# WHO PAKISTAN COVID-19 SITUATION REPORT

Friday, 29<sup>th</sup> April 2022 (02 Years & 62 Days)

## COVID-19 PREVENTIVE MEASURES



WEAR A **FACE MASK** PROPERLY



WASH YOUR HANDS **WITH SOAP & WATER**

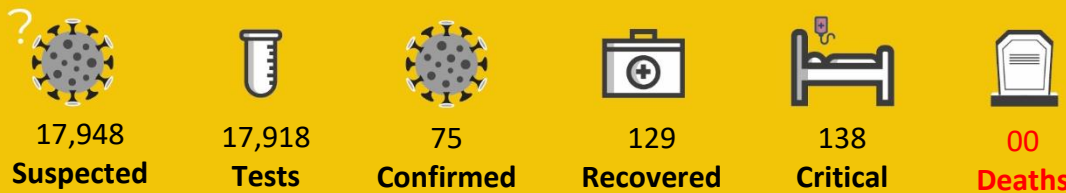


GET **VACCINATED**

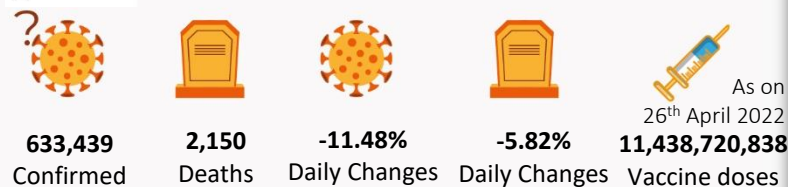
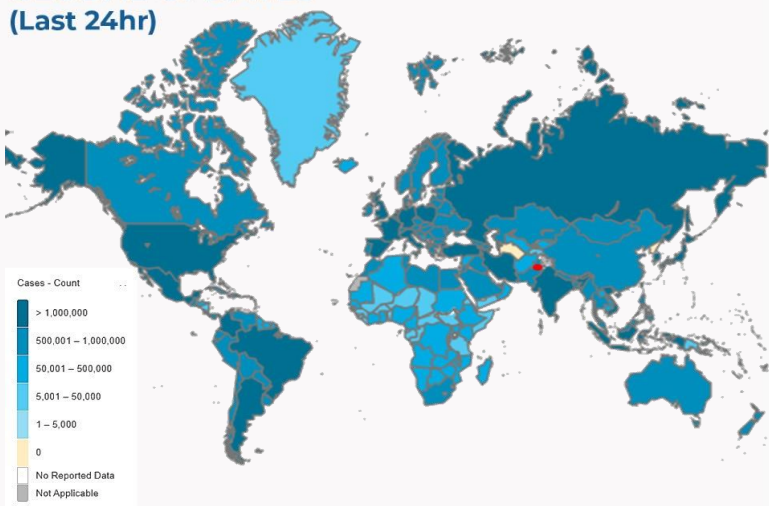


PRACTICE PHYSICAL **DISTANCING**

## PAKISTAN SNAPSHOT (LAST 24hr)



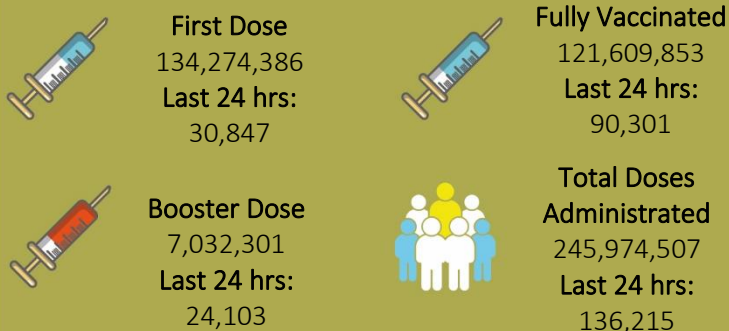
## GLOBAL UPDATES (Last 24hr)



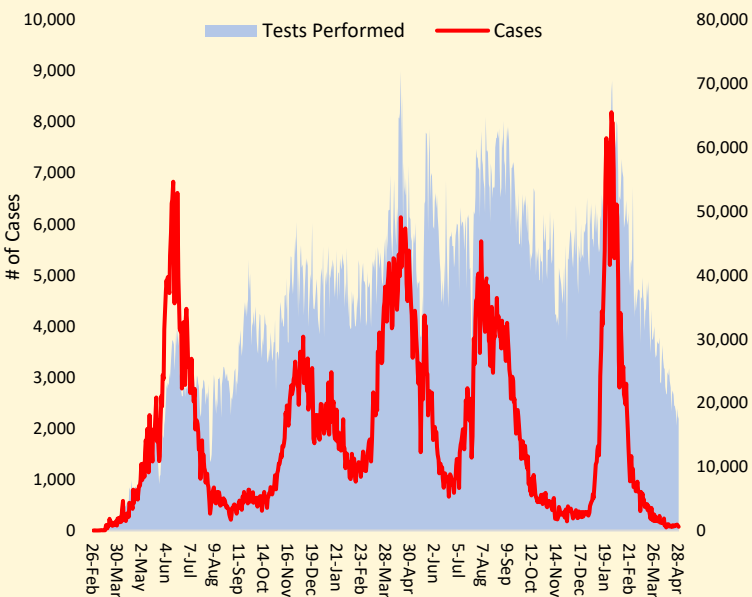
## PAKISTAN COVID-19 SNAPSHOT (Cumulative)



## PAKISTAN VACCINE STATS



## Daily Confirmed cases and Lab. Tests (From 26 Feb 2020 till date)



## Positivity Rate by Major Cities/Districts

Districts	Daily Trend	Test Conducted (Last 24hrs)	Positive Cases (Last 24hrs)	Positivity Rate (%)
Abbottabad		61	0	0.0%
Swat		157	0	0.0%
Peshawar		285	1	0.4%
Faisalabad		472	1	0.2%
Gujranawala		286	0	0.0%
Gujrat		241	0	0.0%
Lahore		2265	36	1.6%
Multan		343	1	0.3%
Rawalpindi		25	0	0.0%
Islamabad		525	3	0.6%
Karachi		164	3	1.8%
Hyderabad		2	0	0.0%
Mirpur		25	0	0.0%
Muzaffarabad		17	0	0.0%

## FUNDS

Funds Requested for 2022: 14 million USD  
Gaps: 10.46 million USD

WHO appreciates the contribution of donors:  
(UNOCHA, USAID, Republic of Korea, BPRM)

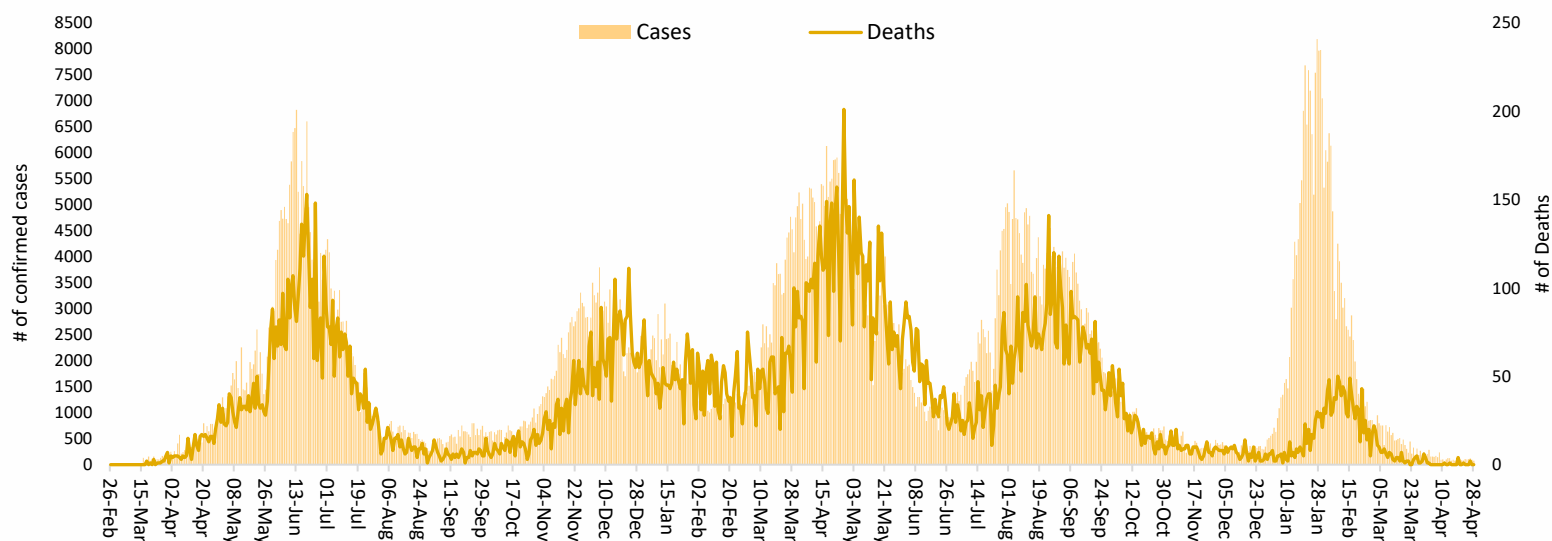
## Meetings & Coordination



On 25th April 2022, Ministry of National Health Services Regulations and Coordination in collaboration with the World Health Organization Pakistan commemorated the World Malaria Day 2022 at WHO Country Office. The theme for 2022 is “Harness innovation to reduce the malaria disease burden and save lives.” The event was attended by Senior Joint Secretary MoNHSR&C, Mr Muhammad Bashir, the Director of Programs Dr. Abdul Basir Achakzai, representatives from academia and research institutions. In his speech the WR informed participants that no single tool is available to solve the problem of malaria. Innovative new tools are vital if the world is to achieve global elimination targets, including innovations in new vector control interventions and insecticides, improved diagnostics, and more effective medicines, among others. He pledged WHO’s commitment to supporting Pakistan in its effort toward a Malaria Free Pakistan by 2035. Mr Muhammad Bashir stated that if we raise our voices together, we can make the strongest case for investment in malaria elimination. He thanked WHO for support to Malaria program.

### Daily Incidence and Deaths

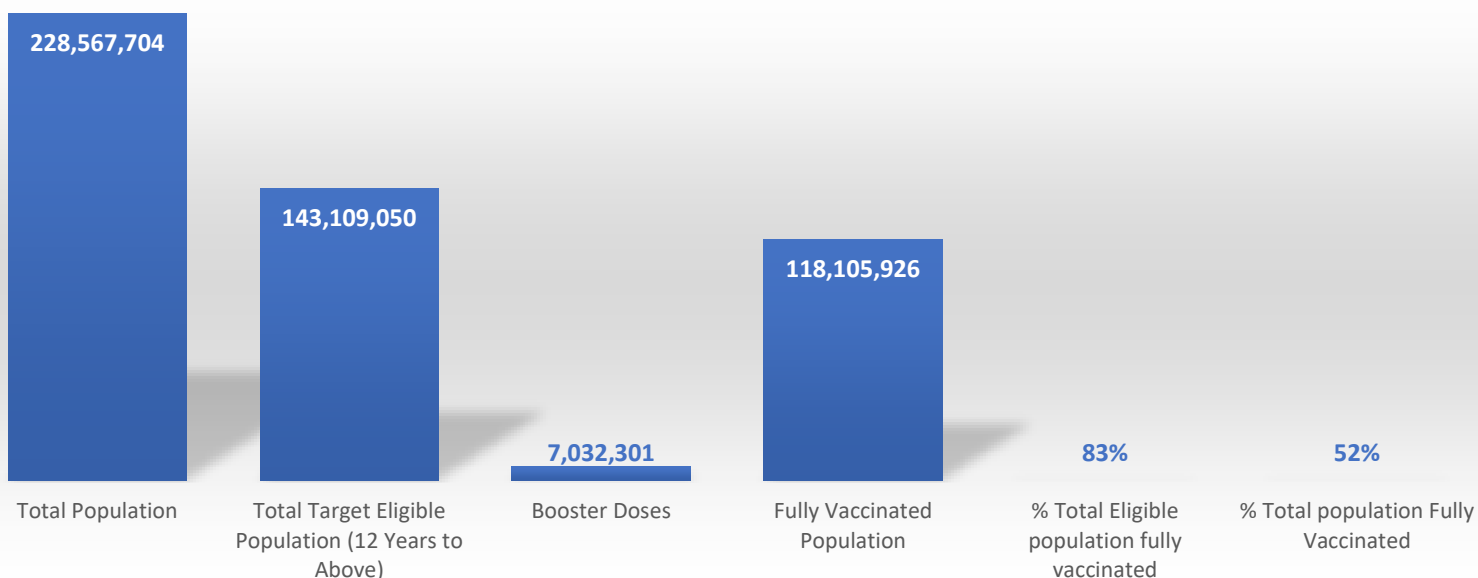
### From 26<sup>th</sup> Feb 2020 till data



### Summary Table (Major Cities /Districts)

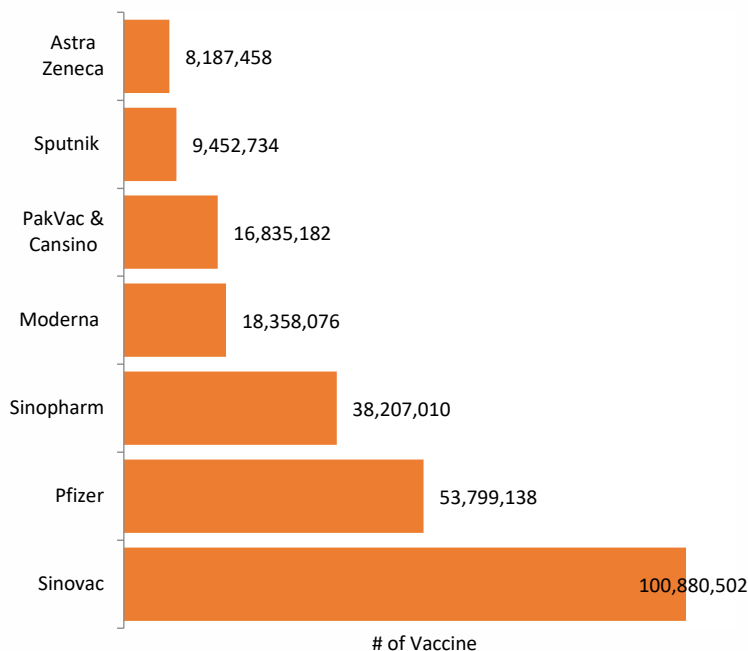
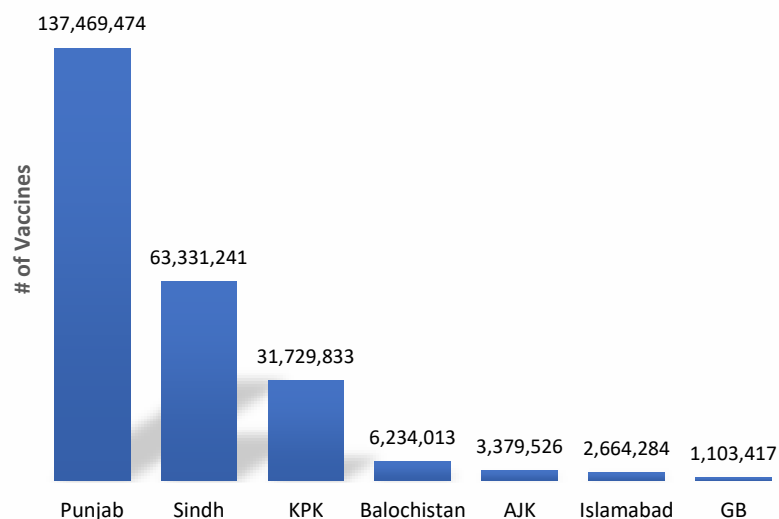
Districts	Hospitalized				Home or elsewhere Isolation
	Stable	On low flow oxygen	On High flow oxygen	On Vent	
Mirpur	00	00	00	00	00
Muzaffarabad	00	00	00	00	00
Quetta	00	00	00	00	01
Gilgit	00	00	00	00	13
Islamabad	01	00	03	02	69
Abbottabad	00	00	00	00	10
Peshawar	00	08	08	08	86
Swat	00	00	00	00	32
Bahawalpur	00	00	00	00	05
Faisalabad	00	01	01	00	00
Gujranwala	00	00	00	00	00
Lahore	01	04	04	10	62
Multan	12	00	00	00	06
Rawalpindi	00	00	00	00	06
Hyderabad	00	00	00	00	230
Karachi	00	18	17	01	1,030

# COVID-19 Vaccine Doses Analysis



## COVID-19 Vaccination status by province

## COVID-19 Vaccination by vaccine doses



## Vaccination Targets-2022 Pakistan

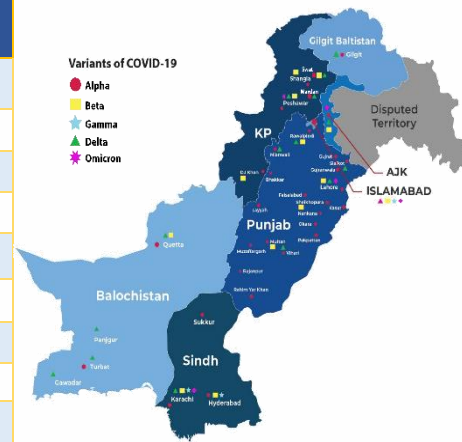
Target	Eligible Population	Total Target Min 1 Dose	% Of Eligible Population	% Of Total Population	Total Target Fully Vax	% Of Eligible Population	% Of Total Population
<b>Summary</b>							
March -22	153.6	130 Mn	85%	57%	110 Mn	72%	48%
Jun-22	197.3 Mn	165 Mn	84%	72%	141 Mn	71%	61%
<b>12+ Population</b>							
March -22	153.6	130 Mn	85%	57%	110 Mn	72%	48%
June - 22	153.6	138 Mn	90%	60%	123 Mn	80%	54%
<b>5-11 years Population</b>							
June - 22	43.7 Mn	27 Mn	62%		18 Mn	41%	

# SARI/ILI surveillance summary, Week-16, 2022 (179 Sentinel Sites)

Province	SARI Cases					ILI Cases					Contact Tracing					Sentinel Sites			Bed Occupancy		
	Week-16					Week-16					Week-16					Week-16			Week-16		
	SARI Reported	Tested		Lab Positive		ILI Reported	Tested		Lab Positive		Contact Identified	Contact Lab Tested		Contact Lab Positive		Total Sentinel Sites	Sites Reported		Total Allocated Beds	Occupied Beds	
		No	%	No	%		No	%	No	%		No	%	No	%		No	%		No	%
Islamabad	18	18	100.0	0	0.0	117	112	95.7	1	0.9	145	136	93.8	1	0.7	7	7	100.0	466	4	0.9
Punjab	842	842	100.0	6	0.7	1874	1776	94.8	19	1.1	747	721	96.5	4	0.6	53	53	100.0	2544	15	0.6
Sindh	576	576	100.0	17	3.0	919	537	58.4	13	2.4	188	178	94.7	9	5.1	22	22	100.0	2035	18	0.9
KP	17	17	100.0	1	5.9	650	490	75.4	10	2.0	26	26	100.0	2	7.7	30	30	100.0	1448	18	1.2
Balochistan	207	156	75.4	1	0.6	1120	666	59.5	0	0.0	212	90	42.5	0	0.0	44	44	100.0	135	19	14.1
AJK	100	42	42.0	1	2.4	756	119	15.7	1	0.8	0	0	0.0	0	0.0	10	10	100.0	100	0	0.0
GB	0	0	0.0	0	0.0	0	0	0.0	0	0.0	0	0	0.0	0	0.0	13	13	100.0	51	0	0.0
<b>Total</b>	<b>1760</b>	<b>1651</b>	<b>93.8</b>	<b>26</b>	<b>1.6</b>	<b>5436</b>	<b>3700</b>	<b>68.1</b>	<b>44</b>	<b>1.2</b>	<b>1318</b>	<b>1151</b>	<b>87.3</b>	<b>16</b>	<b>1.4</b>	<b>179</b>	<b>179</b>	<b>100.0</b>	<b>6779</b>	<b>74</b>	<b>1.1</b>

## COVID-19 sequenced genomes

Province	Wild Type	ALPHA	BETA	GAMMA	DELTA	DELTA +	Omicron	Total
Punjab	46	371	16	01	610	-	3,150	4,194
Sindh	77	121	235	34	545	-	882	1,894
KP	28	48	06	-	65	-	530	677
Baluchistan	07	03	18	-	76	-	04	108
Islamabad	248	2789	19	01	4975	03	1645	9,680
Gilgit	05	-	-	-	40	-	127	172
AJK	04	04	01	-	26	-	175	210
Unspecified	27	44	15	01	31	-	-	118
<b>Totals</b>	<b>442</b>	<b>3380</b>	<b>310</b>	<b>37</b>	<b>6368</b>	<b>03</b>	<b>6,513</b>	<b>17,053</b>



Data Source: GISAID : <https://www.gisaid.org>, National Institute of Health, Pakistan, Aga Khan University hospital, Karachi. The reported data is inclusive of PCR based genotyping for SARS-CoV2 variants and Whole Genome Sequencing information. Variant of Interest data is not including in this report.

## Summary Table by Province

Provinces	Lab Status				Hospitalized				Home Isolation	Total Recovered	Total Deaths
	Tested		Positive		Stable	Oxygen		On Vent.			
	Last 24hrs	Total (PCR+RA)	Last 24hrs	Total		On low flow	On High flow				
AJK	149	412,464	00	43,310	00	00	00	00	05	42,513	792
Balochistan	174	540,436	01	35,486	00	00	00	00	02	35,106	378
GB	361	263,457	01	11,740	00	00	00	00	17	11,532	191
Islamabad	525	2,802,871	03	135,196	00	00	05	02	67	134,099	1,023
KP	3,470	4,767,800	12	219,509	00	21	21	08	331	212,804	6,324
Punjab	10,273	11,016,914	43	506,211	12	10	15	10	1,281	491,322	13,561
Sindh	2,966	8,333,823	15	576,895	00	18	27	01	1,663	567,084	8,102

### Contact Details

#### Dr Palitha Mahipala

WHO Representative  
WHO Country Office  
Islamabad - Pakistan  
Tel: +92 51 9255183  
Email: mahipalap@who.int

#### Dr Michael Lukwiya

Incident Manager  
WHO Country Office  
Islamabad - Pakistan  
Tel: +92 51 9255184  
Email: lukwiyam@who.int