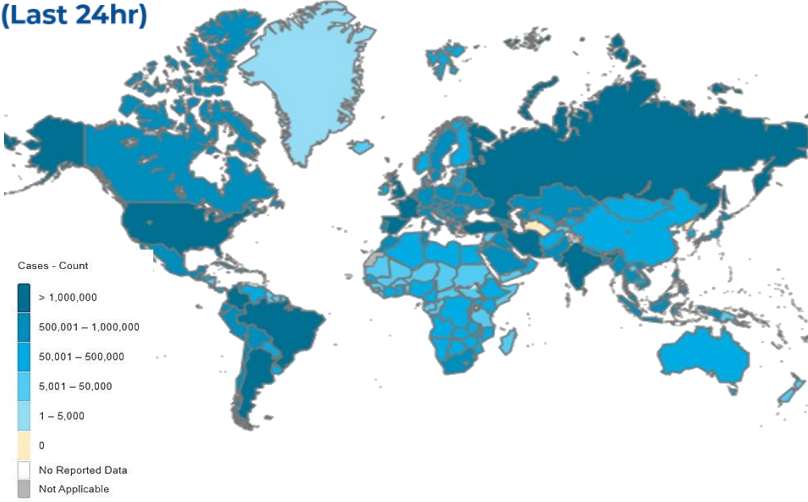
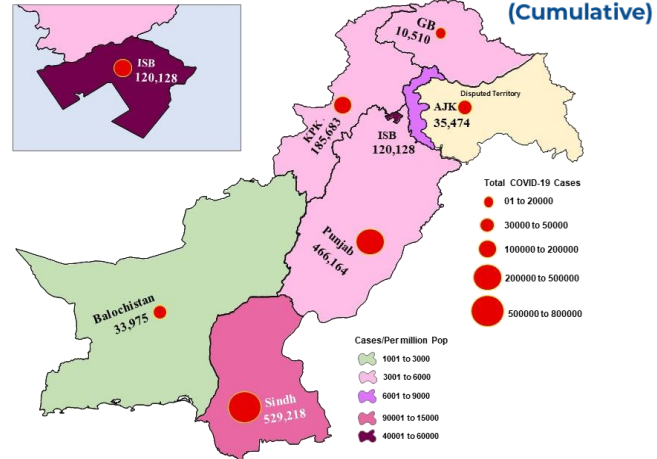




GLOBAL UPDATES (Last 24hr)



PAKISTAN COVID-19 SNAPSHOT (Cumulative)



2,899,491 Confirmed	7,892 Deaths	17.06% Daily Changes	48.57% Daily Changes	9,620,105,525 Vaccine doses	23,796,894 Suspected	24,639,942 Tests	1,381,152 Confirmed
1,269,634 Recovered	82,396 Active	29,122 Deaths					

As on 23rd January 2022

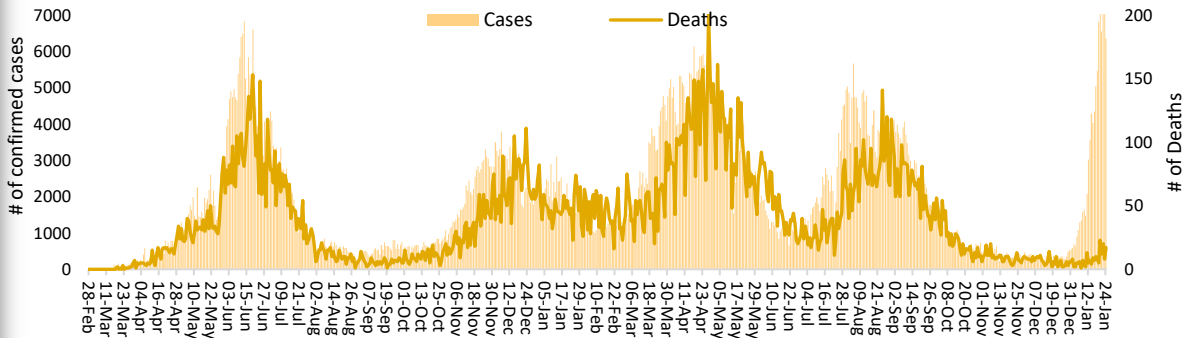
PAKISTAN SNAPSHOT (LAST 24hr)

46,876 Suspected	49,595 Tests	6,357 Confirmed	556 Recovered	1,200 Critical	17 Deaths
----------------------------	------------------------	---------------------------	-------------------------	--------------------------	---------------------

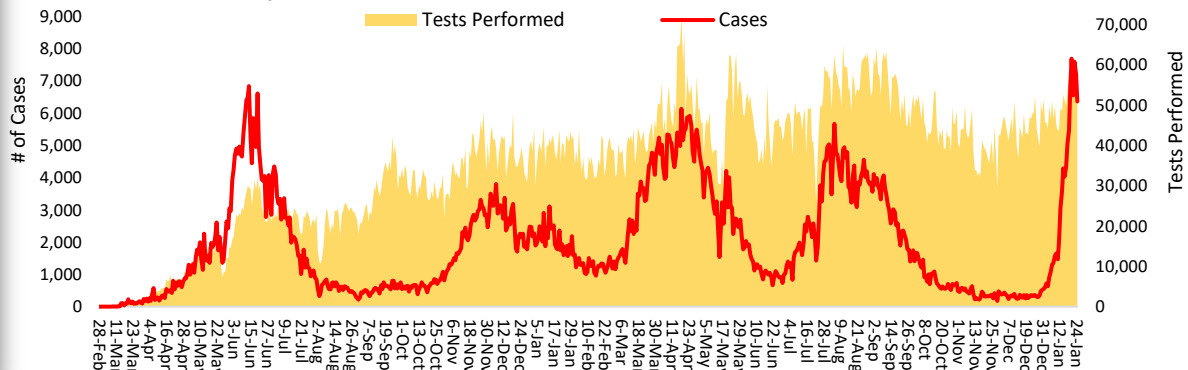
PAKISTAN VACCINE STATS

	First Dose 103,805,835 Last 24 hrs: 236,182
	Fully Vaccinated 80,041,973 Last 24 hrs: 388,764
	Total Doses Administrated 172,836,036 Last 24 hrs: 660,303

Daily Incidence and Deaths (From 28 Feb 2020 till date)




Daily Confirmed cases and Lab. Tests (From 28 Feb 2020 till date)



FUNDS

Funds Requested for 2021: 14 million USD
Gaps: 13.16 million USD

WHO appreciates the contribution of donors:
(UNOCHA & USAID)



On 25th January 2022, WHO Country Office Pakistan held a virtual meeting with all WHO Sub-Offices. The purpose of the meeting was to discuss the current upsurge of COVID-19 cases, particularly in high-risk districts of Pakistan. During the meeting, Public Health Surveillance Officer Dr Musa Rahim presented the National figure and then all WHO Sub-offices gave a brief presentation on the current situation of COVID-19 and the government response at provincial level. It was noted that the daily incidence and positivity ratio were showing upward trend since the beginning of January 2022. Implementation of public health measures among others to control further spread of the infection should be advocated for.

The meeting concluded by sharing national guidelines and SOPs for COVID-19 with the WHO sub-offices for use and further dissemination at all level.

Positivity Rate by Major Cities/Districts

Districts	Daily Trend	Test Conducted (Last 24hrs)	Positive Cases (Last 24hrs)	Positivity Rate (%)
Abbottabad		483	12	2.5%
Swat		606	12	2.0%
Peshawar		879	210	23.9%
Faisalabad		1310	61	4.7%
Gujranawala		1210	30	2.5%
Gujrat		542	10	1.8%
Lahore		7422	1175	15.8%
Multan		677	37	5.5%
Rawalpindi		1600	200	12.5%
Islamabad		8234	1836	22.3%
Karachi		4779	1944	40.7%
Hyderabad		929	200	21.5%
Mirpur		101	11	10.9%
Muzaffarabad		102	11	10.8%

Summary Table (Major Cities /Districts)

Districts	Hospitalized				Home or elsewhere Isolation
	Stable	On low flow oxygen	On High flow oxygen	On Vent	
Mirpur	00	05	01	00	164
Muzaffarabad	04	00	03	00	272
Quetta	00	00	04	00	207
Gilgit	00	04	00	00	34
Islamabad	14	76	34	13	9,913
Abbottabad	00	11	08	00	149
Peshawar	00	33	70	12	2,281
Swat	00	01	03	00	32
Bahawalpur	00	06	00	01	58
Faisalabad	00	12	29	02	178
Gujranwala	00	00	08	00	81
Lahore	16	14	122	51	619
Multan	08	00	00	02	81
Rawalpindi	09	30	27	00	172
Hyderabad	03	04	04	00	1,989
Karachi	57	164	176	21	37,467

Summary Table by Province

Provinces	Lab Status				Stable	Hospitalized			Home Isolation	Total Recovered	Total Deaths
	Tested		Positive			Oxygen		On Vent.			
	Last 24hrs	Total (PCR+RA)	Last 24hrs	Total		On low flow	On High flow				
AJK	563	347,017	74	35,474	05	10	05	00	699	34,003	752
Balochistan	535	507,286	34	33,975	04	00	04	00	298	33,302	367
GB	411	228,658	18	10,510	00	04	00	00	68	10,251	187
Islamabad	8,234	2,527,069	1,836	120,128	14	76	34	13	9,913	109,102	976
KP	7,587	4,077,343	343	185,683	00	85	133	12	3,617	175,859	5,977
Punjab	20,041	9,388,506	1,733	466,164	42	130	243	60	20,541	432,031	13,117
Sindh	12,224	7,564,063	2,319	529,218	93	175	195	21	45,902	475,086	7,746

Contact Details

Dr Palitha Mahipala
 WHO Representative
 WHO Country Office
 Islamabad – Pakistan
 Tel: +92 51 9255183
 Email: mahipalap@who.int

Dr Michael Lukwiya

Incident Manager
 WHO Country Office
 Islamabad - Pakistan
 Tel: +92 51 9255184
 Email: lukwiyam@who.int