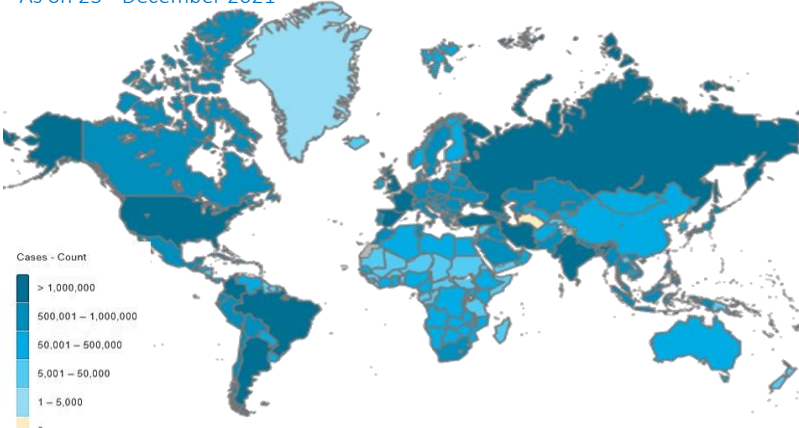


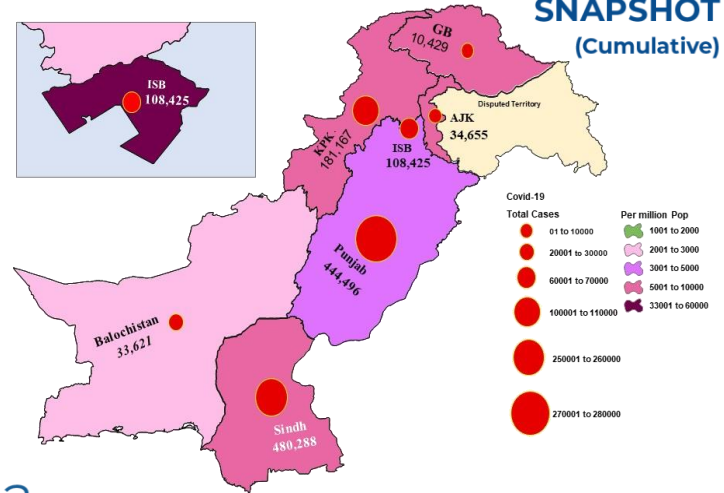


GLOBAL UPDATES

As on 23rd December 2021



PAKISTAN COVID-19 SNAPSHOT (Cumulative)



822,278 Confirmed	8,008 Deaths	-4.13% Daily Changes	11.08% Daily Changes	8,649,057,088 Vaccine doses	22,309,352 Suspected	23,096,757 Tests	1,293,081 Confirmed
1,254,412 Recovered	9,764 Active	28,905 Deaths					

PAKISTAN SNAPSHOT (LAST 24hr)

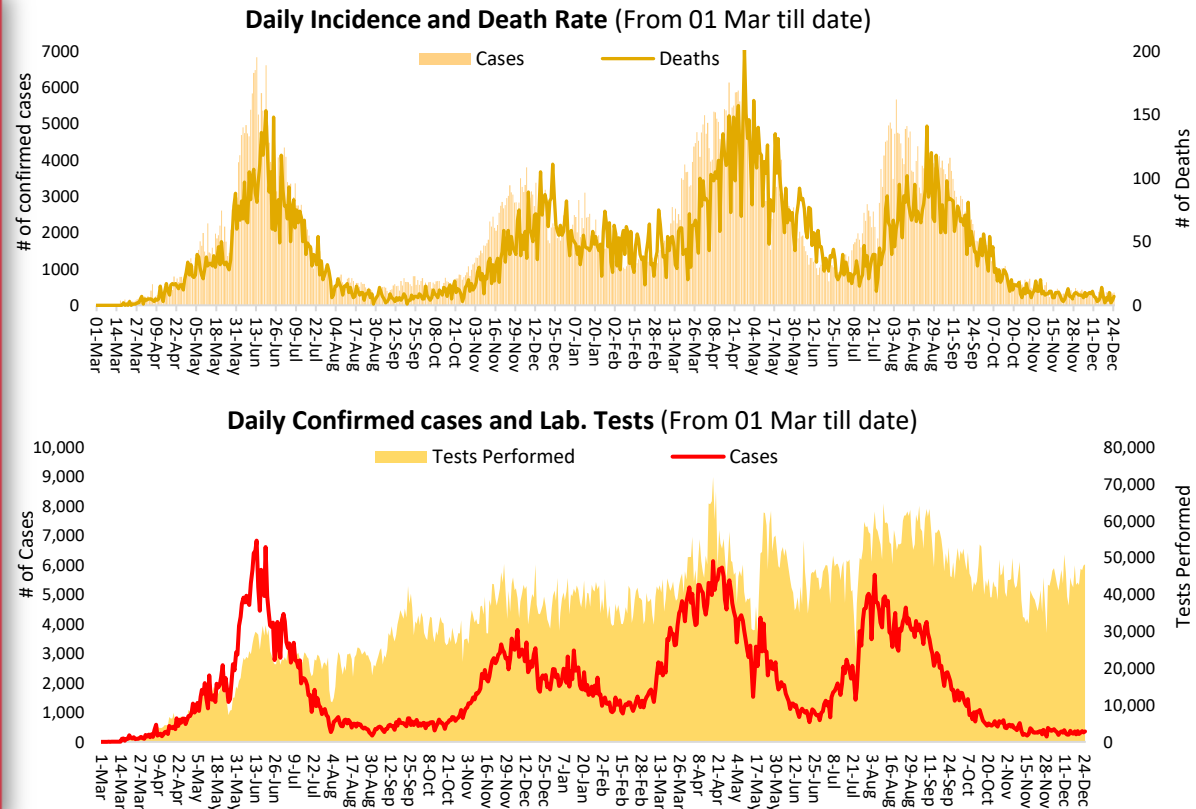
47,136 Suspected	48,148 Tests	353 Confirmed	112 Recovered	624 Critical	07 Deaths
----------------------------	------------------------	-------------------------	-------------------------	------------------------	---------------------

PAKISTAN VACCINE STATS

First Dose: 92,086,806
Last 24 hrs: 771,159

Fully Vaccinated: 65,149,948
Last 24 hrs: 841,430

Total Doses Administrated: 148,265,690
Last 24 hrs: 1,336,509



QUAID E AZAM MUHAMMAD ALI JINNAH DAY

25TH DECEMBER



On this auspicious occasion, I would like to reiterate and request you all to continue observing protective health measures to save yourselves, loved ones and the community from COVID-19 virus.

Let's make Pakistan a healthier & COVID-19 free place by following:

Wearing a mask, practicing hand hygiene, physical distancing and getting vaccinated.

I would also like to appreciate health care workers who are our front line heroes in the battle against COVID-19 pandemic. Their efforts and perseverance is commendable. But, we still have a long way to go, so let's join hands to beat COVID-19 virus together.

I quote, Mohammad Ali Jinnah, "With faith, discipline and selfless devotion to duty, there is nothing worthwhile that you cannot achieve."



DR PALITHA MAHIPALA
WHO REPRESENTATIVE IN PAKISTAN



Positivity Rate by Major Cities/Districts

Districts	Daily Trend	Test Conducted (Last 24hrs)	Positive Cases (Last 24hrs)	Positivity Rate (%)
Abbottabad		709	1	0.1%
Swat		1070	0	0.0%
Peshawar		1371	31	2.3%
Faisalabad		565	3	0.5%
Gujranawala		832	0	0.0%
Gujrat		190	0	0.0%
Lahore		3637	38	1.0%
Multan		402	1	0.2%
Rawalpindi		1766	7	0.4%
Islamabad		4659	33	0.7%
Karachi		4757	85	1.8%
Hyderabad		1051	15	1.4%
Mirpur		59	0	0.0%
Muzaffarabad		34	0	0.0%

Summary Table (Major Cities /Districts)

Districts	Hospitalized				Home or elsewhere Isolation
	Stable	On low flow oxygen	On High flow oxygen	On Vent	
Mirpur	00	00	01	00	07
Muzaffarabad	00	00	00	00	02
Quetta	00	00	04	00	20
Gilgit	00	02	00	00	00
Islamabad	00	38	31	06	215
Abbottabad	00	01	05	00	09
Peshawar	00	30	39	18	207
Swat	00	01	01	00	02
Bahawalpur	00	00	00	00	33
Faisalabad	00	01	23	01	2,512
Gujranwala	00	00	00	01	00
Lahore	02	01	50	21	2,434
Multan	23	00	00	05	1,030
Rawalpindi	09	05	14	00	160
Hyderabad	03	03	03	01	509
Karachi	04	59	37	16	2,216

Summary Table by Province

Provinces	Lab Status				Hospitalized				Home Isolation	Total Recovered	Total Deaths
	Tested		Positive		Stable	Oxygen		On Vent.			
	Last 24hrs	Total (PCR+RA)	Last 24hrs	Total		On low flow	On High flow				
AJK	792	327,906	01	34,655	01	02	02	00	41	33,863	746
Balochistan	375	493,334	04	33,621	00	00	04	00	87	33,167	363
GB	392	219,129	00	10,429	00	02	00	00	03	10,238	186
Islamabad	4,659	2,370,772	33	108,425	00	38	31	06	215	107,169	966
KP	11,261	3,774,978	46	181,167	00	66	86	18	441	174,635	5,921
Punjab	17,216	8,797,520	58	444,496	30	61	148	31	2,393	428,771	13,062
Sindh	13,453	7,113,118	211	480,288	37	63	49	17	5,892	466,569	7,661

Contact Details

Dr Palitha Mahipala
WHO Representative
WHO Country Office
Islamabad – Pakistan
Tel: +92 51 9255183
Email: mahipalap@who.int

Dr Michael Lukwiya

Incident Manager
WHO Country Office
Islamabad - Pakistan
Tel: +92 51 9255184
Email: lukwiyam@who.int