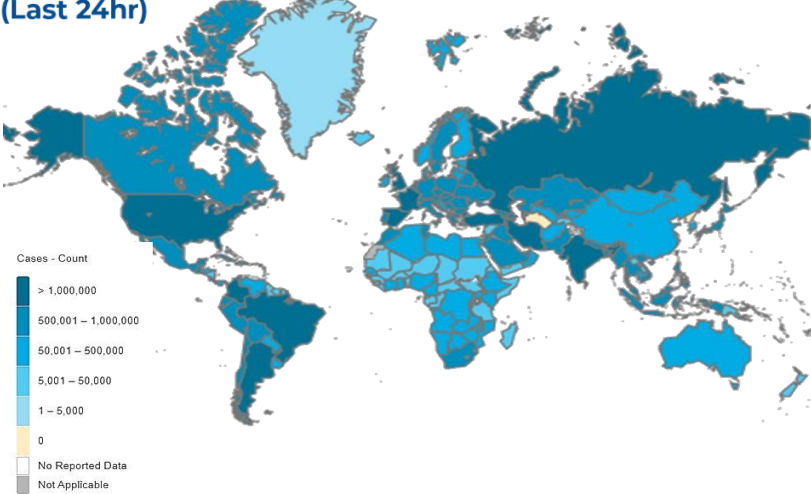
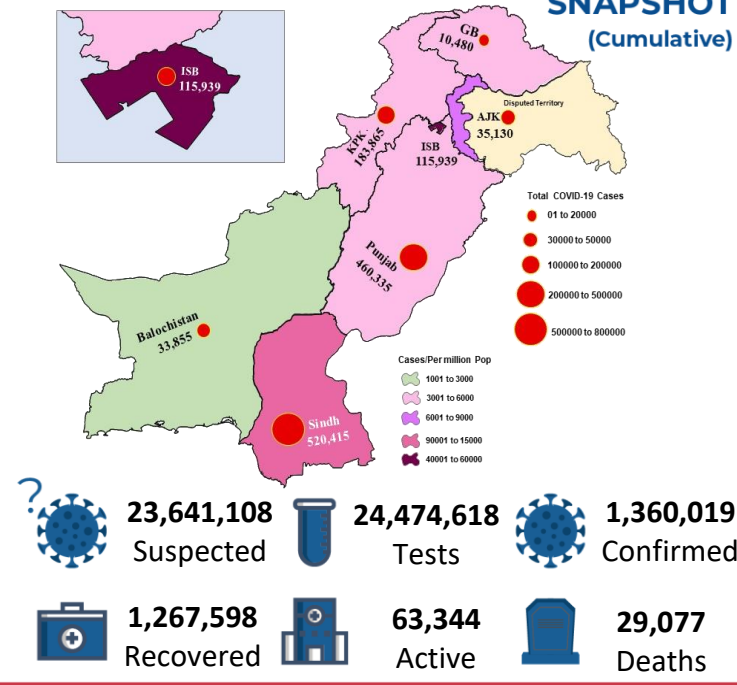




GLOBAL UPDATES (Last 24hr)



PAKISTAN COVID-19 SNAPSHOT (Cumulative)



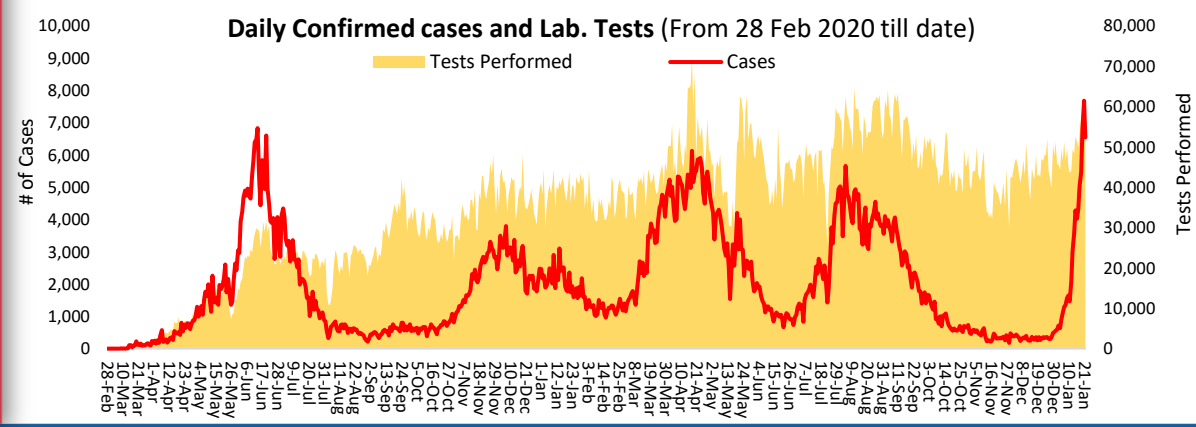
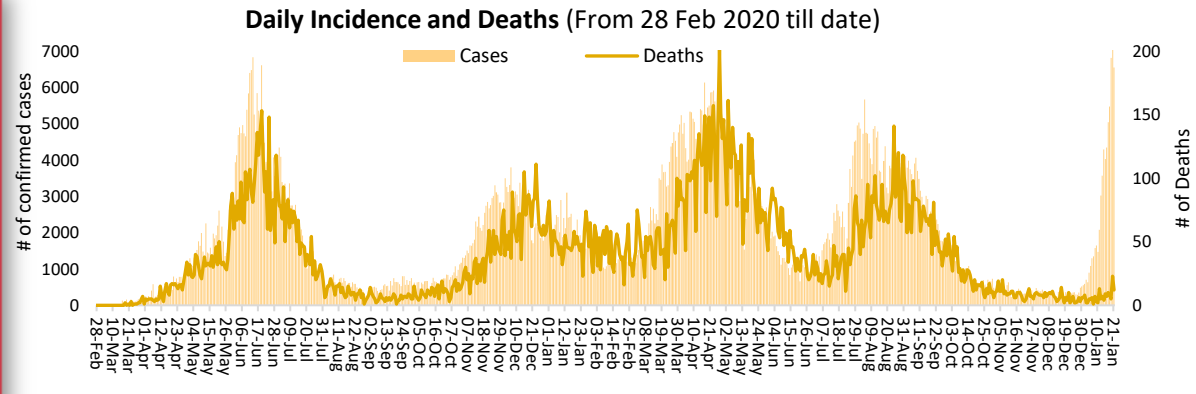
3,472,227 Confirmed	8,874 Deaths	13.28% Daily Changes	-3.37% Daily Changes	9,571,502,663 Vaccine doses	23,641,108 Suspected	24,474,618 Tests	1,360,019 Confirmed
1,267,598 Recovered	63,344 Active	29,077 Deaths					

PAKISTAN SNAPSHOT (LAST 24hr)

57,521 Suspected	58,902 Tests	6,540 Confirmed	1,119 Recovered	1,055 Critical	12 Deaths
----------------------------	------------------------	---------------------------	---------------------------	--------------------------	---------------------

PAKISTAN VACCINE STATS
As on 21st January 2022

First Dose 102,975,552
Last 24 hrs: 286,593
Fully Vaccinated 78,860,543
Last 24 hrs: 470,601
Total Doses Administrated 170,711,868
Last 24 hrs: 786,027



VACCINES SAVE LIVES

TIME TO VACCINATE

Getting vaccinated against COVID-19 is important for men and women alike



Positivity Rate by Major Cities/Districts

Districts	Daily Trend	Test Conducted (Last 24hrs)	Positive Cases (Last 24hrs)	Positivity Rate (%)
Abbottabad		779	9	1.2%
Swat		820	3	0.4%
Peshawar		2212	305	13.8%
Faisalabad		557	47	8.4%
Gujranawala		768	5	0.7%
Gujrat		63	1	1.6%
Lahore		7622	974	12.8%
Multan		2014	41	2.0%
Rawalpindi		1950	255	13.1%
Islamabad		7078	892	12.6%
Karachi		6413	2895	45.1%
Hyderabad		1550	269	17.4%
Mirpur		359	26	7.2%
Muzaffarabad		246	50	20.3%

Summary Table (Major Cities /Districts)

Districts	Hospitalized				Home or elsewhere Isolation
	Stable	On low flow oxygen	On High flow oxygen	On Vent	
Mirpur	01	03	01	00	105
Muzaffarabad	01	00	01	00	138
Quetta	00	00	02	00	144
Gilgit	00	04	00	00	24
Islamabad	09	68	36	19	6,307
Abbottabad	00	05	08	00	75
Peshawar	00	32	45	13	1,251
Swat	00	06	02	00	18
Bahawalpur	00	03	00	00	62
Faisalabad	00	09	17	02	188
Gujranwala	02	02	00	00	92
Lahore	17	15	100	55	591
Multan	09	04	00	02	97
Rawalpindi	07	13	26	01	157
Hyderabad	00	02	01	00	1,247
Karachi	50	139	167	18	3,0276

Summary Table by Province

Provinces	Lab Status				Hospitalized				Home Isolation	Total Recovered	Total Deaths
	Tested		Positive		Stable	Oxygen		On Vent.			
	Last 24hrs	Total (PCR+RA)	Last 24hrs	Total		On low flow	On High flow				
AJK	1,504	343,844	133	35,130	01	07	02	00	398	33,973	749
Balochistan	721	505,621	43	33,855	01	00	02	00	196	33,289	367
GB	440	227,713	13	10,480	00	04	00	00	46	10,243	187
Islamabad	7,078	2,503,562	892	115,939	09	68	36	19	6,307	108,525	975
KP	12,045	4,050,169	462	183,865	00	81	110	13	2,047	175,645	5,969
Punjab	21,253	9,324,845	1,456	460,335	44	99	210	65	15,021	431,796	13,100
Sindh	15,861	7,518,864	3,541	520,415	83	141	180	18	38,136	474,127	7,730

Contact Details

Dr Palitha Mahipala
 WHO Representative
 WHO Country Office
 Islamabad – Pakistan
 Tel: +92 51 9255183
 Email: mahipalap@who.int

Dr Michael Lukwiya
 Incident Manager
 WHO Country Office
 Islamabad - Pakistan
 Tel: +92 51 9255184
 Email: lukwiyam@who.int