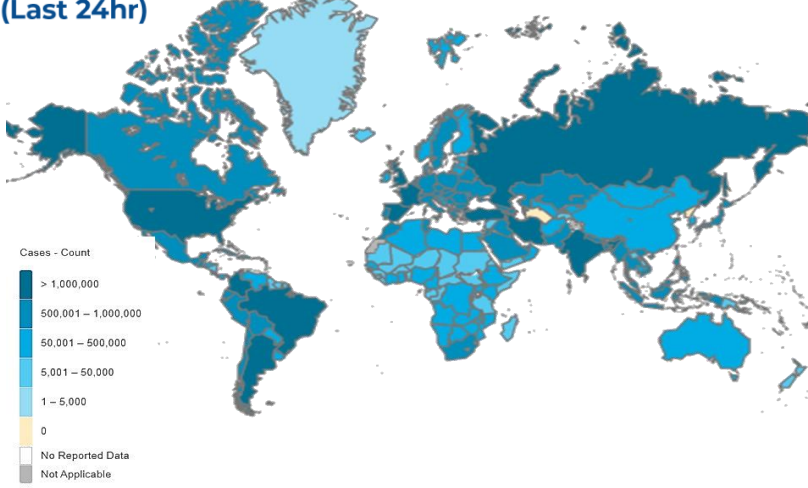
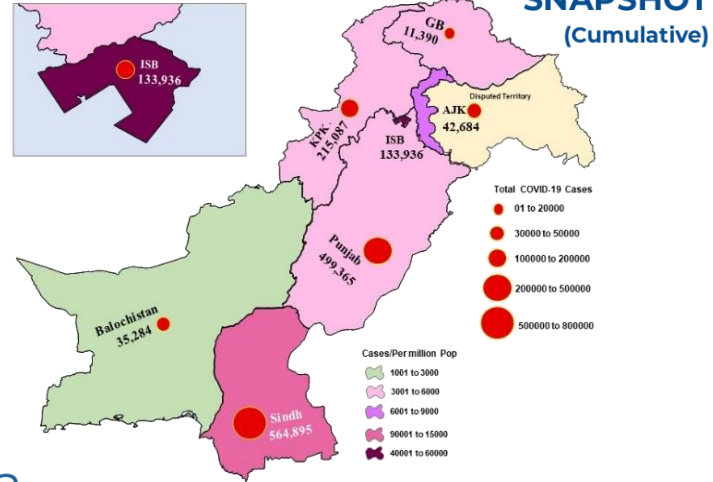




GLOBAL UPDATES (Last 24hr)



PAKISTAN COVID-19 SNAPSHOT (Cumulative)



1,248,920 Confirmed	1,562* Deaths	-21.82% Daily Changes	-83.01*% Daily Changes	10,407,359,583 Vaccine doses	25,277,562 Suspected	26,174,561 Tests	1,502,641 Confirmed	
1,406,361 Recovered	66,227 Active	30,053 Deaths						

As on 20th February 2022

PAKISTAN SNAPSHOT (LAST 24hr)

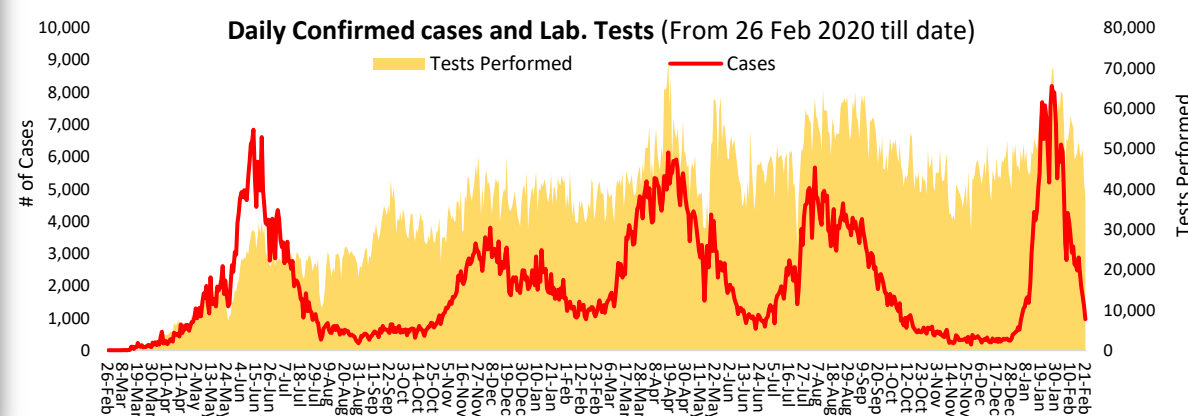
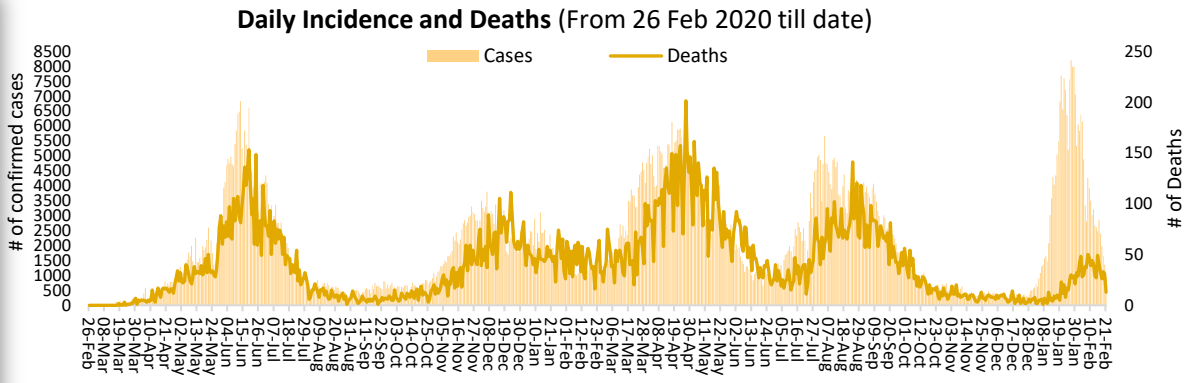
37,524 Suspected	38,139 Tests	961 Confirmed	2,393 Recovered	1,261 Critical	13 Deaths
----------------------------	------------------------	-------------------------	---------------------------	--------------------------	---------------------

PAKISTAN VACCINE STATS

First Dose
124,309,711
Last 24 hrs:
510,878

Fully Vaccinated
96,218,183
Last 24 hrs:
389,409

Total Doses Administrated
209,438,557
Last 24 hrs:
922,218





On 20th February 2022, WHO Country Representative in Pakistan Dr Palitha Mahipala led a delegation of WHO team that visited the Cantt Railway Station, Karachi to promote the “Wear Mask, Protect Pakistan” campaign. The Divisional Transport Officer Mr Ishaq Baloch received him at the station. On this occasion, Deputy Commissioner South Karachi, Mr Irshad Ali Sodhar, District Health Officer South, Mr Kazi and his team were all present.

Dr Palitha distributed masks and IEC material to travelers and Station staff during the visit. He explained the importance of following the SOPs to people at every stall on the platform. During discussion with hawkers, Dr Palitha Mahipala answered their questions about the disease. He said that WHO is promoting public health and social measures for prevention of COVID-19 across the country.

Deputy Commissioner South Karachi, Mr Irshad, expressed his gratitude to WHO Pakistan and thanked Dr Palitha for organizing the campaign.

Positivity Rate by Major Cities/Districts

Districts	Daily Trend	Test Conducted (Last 24hrs)	Positive Cases (Last 24hrs)	Positivity Rate (%)
Abbottabad		1	0	0.0%
Swat		73	0	0.0%
Peshawar		953	26	2.7%
Faisalabad		565	7	1.2%
Gujranawala		380	6	1.6%
Gujrat		525	2	0.4%
Lahore		7514	159	2.1%
Multan		621	11	1.8%
Rawalpindi		747	19	2.5%
Islamabad		4570	97	2.1%
Karachi		2392	106	4.4%
Hyderabad		1707	91	5.3%
Mirpur		119	4	3.4%
Muzaffarabad		22	3	13.6%

Summary Table (Major Cities /Districts)

Districts	Hospitalized				Home or elsewhere Isolation
	Stable	On low flow oxygen	On High flow oxygen	On Vent	
Mirpur	00	05	03	00	90
Muzaffarabad	00	02	03	00	152
Quetta	00	00	06	00	137
Gilgit	00	06	00	00	150
Islamabad	00	77	50	08	746
Abbottabad	00	03	18	00	479
Peshawar	00	51	80	16	1,945
Swat	00	01	06	00	59
Bahawalpur	00	15	00	05	19
Faisalabad	00	14	49	08	92
Gujranwala	00	01	07	03	07
Lahore	13	20	110	76	541
Multan	25	00	00	01	22
Rawalpindi	01	13	33	03	82
Hyderabad	07	07	04	00	5,001
Karachi	12	69	71	14	36,111

Summary Table by Province

Provinces	Lab Status				Hospitalized				Home Isolation	Total Recovered	Total Deaths
	Tested		Positive		Stable	Oxygen		On Vent.			
	Last 24hrs	Total (PCR+RA)	Last 24hrs	Total		On low flow	On High flow				
AJK	480	388,403	15	42,684	00	08	13	00	795	41,084	784
Balochistan	343	524,782	10	35,284	01	00	06	00	177	34,726	374
GB	428	239,655	32	11,390	00	06	00	00	289	10,906	189
Islamabad	4,570	2,687,343	97	133,936	00	77	50	08	746	132,050	1,005
KP	5,095	4,383,299	132	215,087	00	113	196	16	9,775	198,777	6,210
Punjab	18,287	10,005,418	302	499,365	48	163	307	109	5,749	479,528	13,461
Sindh	8,936	7,945,661	373	564,895	34	82	93	14	47,352	509,290	8,030

*Global deaths data need to be updated on 1st page

Contact Details

Dr Palitha Mahipala
 WHO Representative
 WHO Country Office
 Islamabad – Pakistan
 Tel: +92 51 9255183
 Email: mahipalap@who.int

Dr Michael Lukwiya
 Incident Manager
 WHO Country Office
 Islamabad - Pakistan
 Tel: +92 51 9255184
 Email: lukwiyam@who.int