




WHO PAKISTAN COVID-19 SITUATION REPORT

Monday, 21st March 2022 (2 Years & 23 Days)

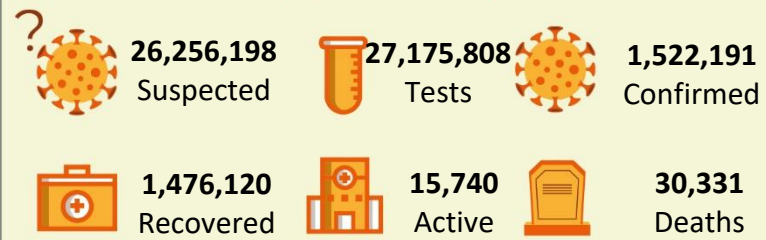
COVID-19 PREVENTIVE MEASURES

- WEAR A **FACE MASK** PROPERLY
- WASH YOUR HANDS **WITH SOAP & WATER**
- GET **VACCINATED**
- PRACTICE PHYSICAL **DISTANCING**

PAKISTAN SNAPSHOT (LAST 24hr)

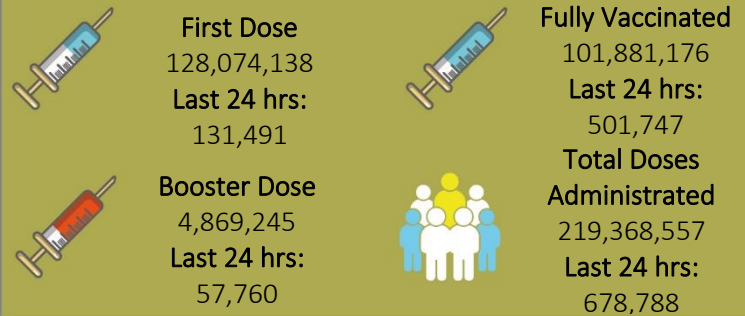


PAKISTAN COVID-19 SNAPSHOT (Cumulative)



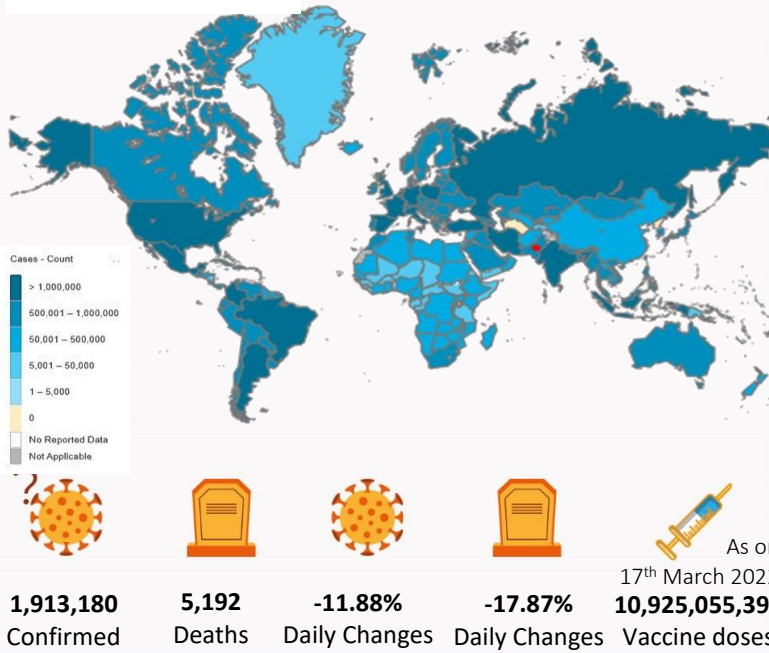
PAKISTAN VACCINE STATS

As on 12th March 2022

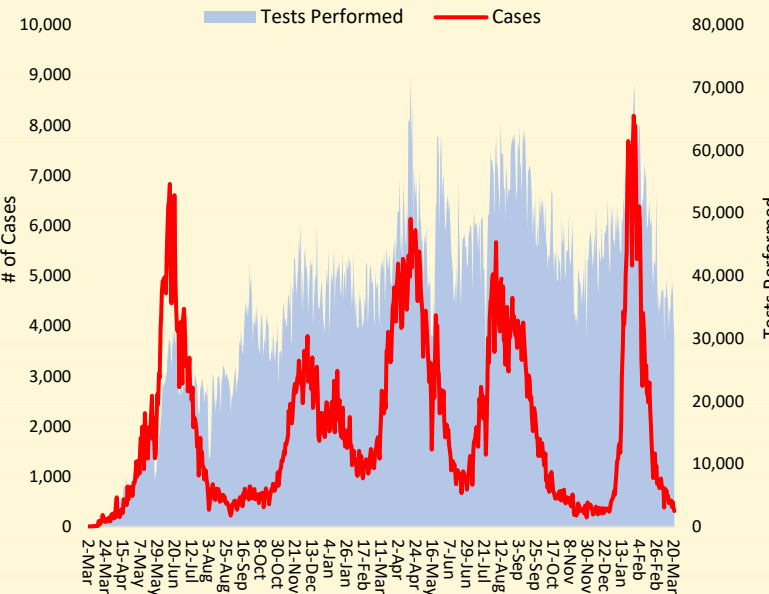


GLOBAL UPDATES

As on 18th March 2022



Daily Confirmed cases and Lab. Tests (From 02 March 2020 till date)



Positivity Rate by Major Cities/Districts

Districts	Weekly Trend	Test Conducted (Last 24hrs)	Positive Cases (Last 24hrs)	Positivity Rate (%)
Abbottabad		246	2	0.8%
Swat		1433	0	0.0%
Peshawar		791	10	1.3%
Faisalabad		1356	6	0.4%
Gujernawala		219	0	0.0%
Gujrat		78	0	0.0%
Lahore		4133	26	0.6%
Multan		1089	2	0.2%
Rawalpindi		1966	2	0.1%
Islamabad		1292	12	0.9%
Karachi		1344	34	2.5%
Hyderabad		254	5	2.0%
Mirpur		58	2	3.4%
Muzaffarabad		22	0	0.0%
Gilgit		142	0	0.0%
Skardu		0	0	-

FUNDS

Funds Requested for 2021: 14 million USD
Gaps: 13.16 million USD

WHO appreciates the contribution of donors:
(UNOCHA & USAID)

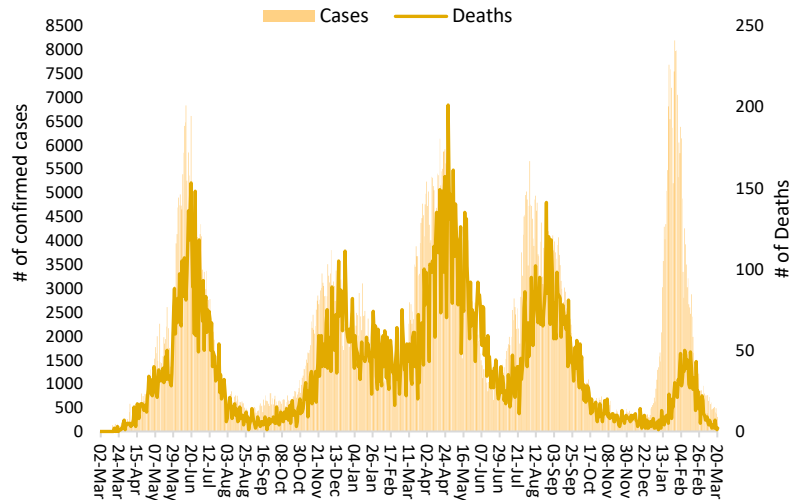
Meetings & Coordination



On 21st March 2022, the WHO Country Representative Pakistan Dr Palitha Mahipala presided over the dissemination meeting of Service Availability and Readiness Assessment (SARA) at Faletti's Hotel, Lahore. In attendance were the Director General Health Services, Punjab Dr Haroon Jahangir, Deputy Director Programs, MoNHSR&C Dr Sabeen Afzal, and Prof. Dr. James Blanchard from the University of Manitoba. The objective of the dissemination workshop was to share findings of SARA and solicit feedback from district, provincial and other stakeholders. In his remarks, WR Pakistan appreciated the health workers and partners for their valuable contributions and support throughout the process. He noted that the findings of the SARA will provide: baseline information, information for planning at district provincial and national level and facilitate the implementation of the EPHS. Dr Haroon expressed his gratitude to WHO Pakistan and other partners for their support.

Daily Incidence and Deaths

From 02 March 2020 till dates



Summary Table by Province

Summary Table (Major Cities /Districts)

Districts	Hospitalized				Home or elsewhere Isolation
	Stable	On low flow oxygen	On High flow oxygen	On Vent	
Mirpur	00	00	02	00	04
Muzaffarabad	00	01	00	00	04
Quetta	00	00	01	00	16
Gilgit	00	02	00	00	28
Islamabad	01	17	33	04	163
Abbottabad	00	03	07	00	49
Peshawar	00	12	16	07	259
Swat	00	01	00	00	24
Bahawalpur	00	05	00	01	18
Faisalabad	00	06	18	01	06
Gujranwala	00	00	00	00	00
Lahore	04	03	51	42	301
Multan	18	00	00	03	09
Rawalpindi	00	05	00	00	08
Hyderabad	00	00	00	00	2,024
Karachi	01	32	28	04	5,087

Provinces	Lab Status				Hospitalized				Home Isolation	Total Recovered	Total Deaths
	Tested		Positive		Stable	Oxygen		On Vent.			
	Last 24hrs	Total (PCR+RA)	Last 24hrs	Total		On low flow	On High flow				
AJK	337	404,522	06	43,220	00	01	02	00	35	42,390	792
Balochistan	217	533,383	00	35,458	00	00	01	00	20	35,059	378
GB	322	248,968	02	11,666	00	02	00	00	45	11,428	191
Islamabad	1,292	2,762,285	12	134,963	01	17	33	04	163	133,723	1,022
KP	7,059	4,554,789	60	218,689	00	40	70	07	854	211,411	6,307
Punjab	14,322	10,469,721	49	504,442	29	70	121	48	2,360	488,264	13,550
Sindh	6,751	8,202,140	174	573,753	05	32	41	04	11,735	553,845	8,091

Contact Details

Dr Palitha Mahipala

WHO Representative
WHO Country Office
Islamabad – Pakistan
Tel: +92 51 9255183
Email: mahipalap@who.int

Dr Michael Lukwiyia

Incident Manager
WHO Country Office
Islamabad - Pakistan
Tel: +92 51 9255184
Email: lukwiyam@who.int