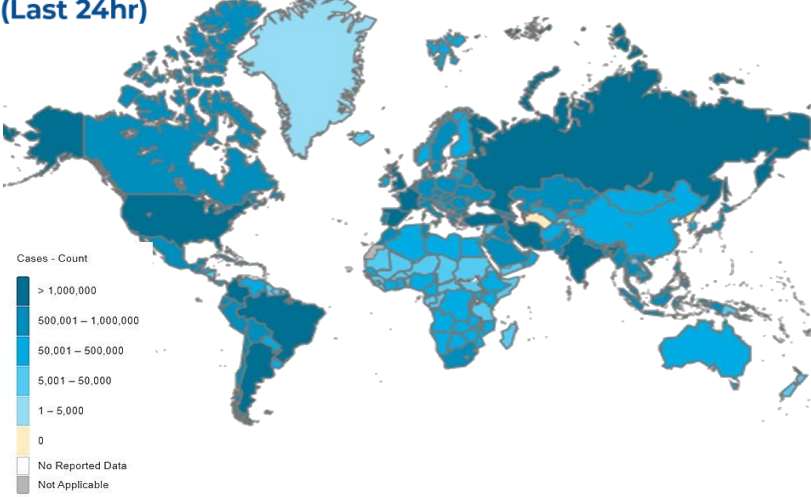
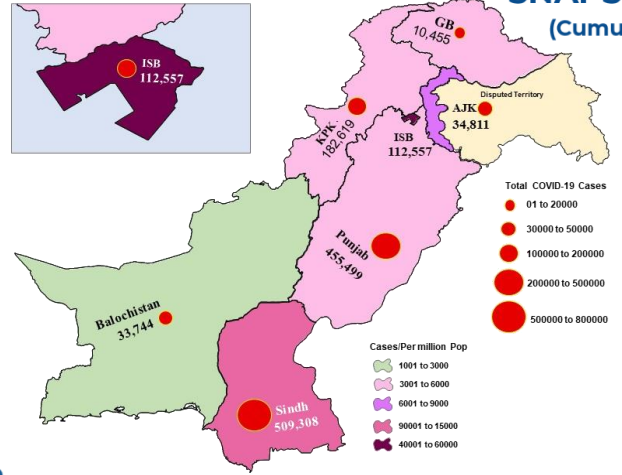




GLOBAL UPDATES (Last 24hr)



PAKISTAN COVID-19 SNAPSHOT (Cumulative)



3,156,986 Confirmed	6,889 Deaths	60.71% Daily Changes	31.75% Daily Changes	9,571,502,663 Vaccine doses <small>As on 18th January 2022</small>	23,525,358 Suspected	24,356,373 Tests	1,345,801 Confirmed
1,265,665 Recovered	51,094 Active	29,042 Deaths					

PAKISTAN SNAPSHOT (LAST 24hr)

55,974 Suspected	58,943 Tests	6,808 Confirmed	426 Recovered	918 Critical	05 Deaths
----------------------------	------------------------	---------------------------	-------------------------	------------------------	---------------------

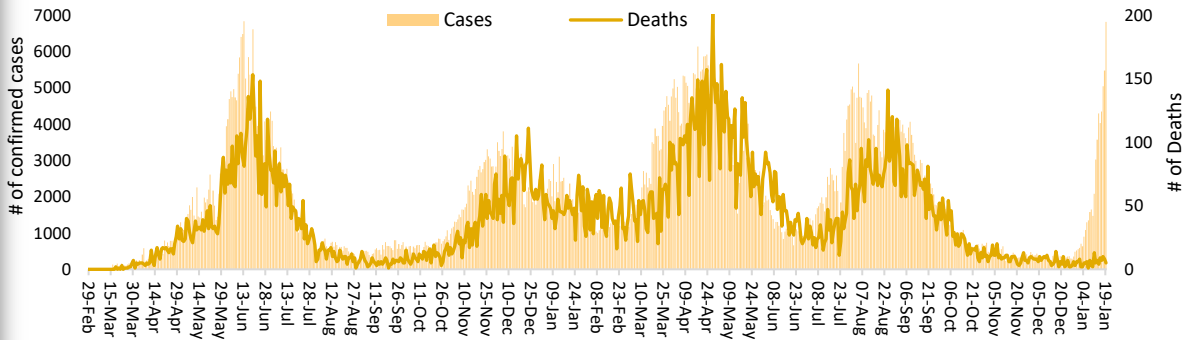
PAKISTAN VACCINE STATS

First Dose
102,688,959
Last 24 hrs:
292,310

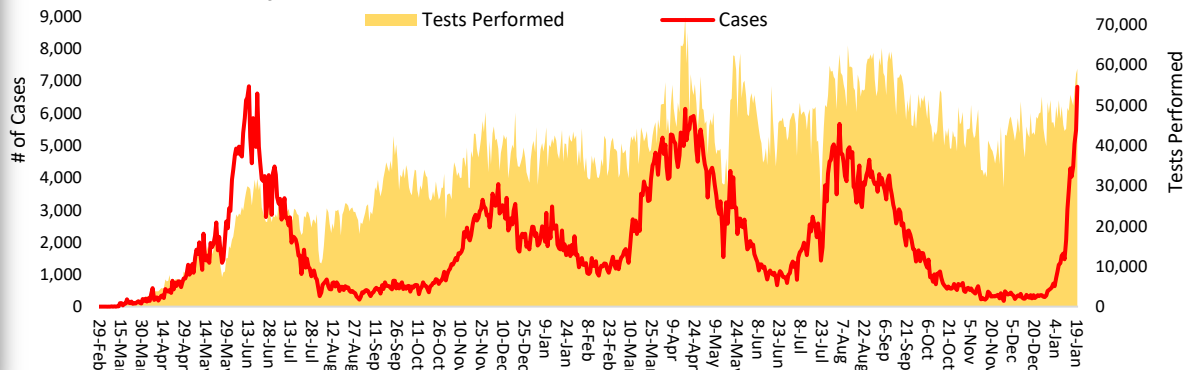
Fully Vaccinated
78,389,942
Last 24 hrs:
457,929

Total Doses Administrated
169,925,841
Last 24 hrs:
794,595

Daily Incidence and Deaths (From 29 Feb 2020 till date)



Daily Confirmed cases and Lab. Tests (From 29 Feb 2020 till date)



FUNDS

Funds Requested for 2021: 14 Million USD
Gaps: 13.16 million USD

WHO appreciates the contribution of donors:
(UNOCHA & USAID)

PAKISTAN IS EXPERIENCING UPSURGE IN COVID-19 CASES. THERE IS NEED TO KEEP OURSELVES SAFE AND PROTECT OUR LOVED ONES BY FOLLOWING COVID-19 PREVENTIVE MEASURES



WEAR A **FACE MASK** PROPERLY



WASH YOUR HANDS WITH **SOAP & WATER**



PRACTICE **PHYSICAL DISTANCING**



STAY AT **HOME**



GET **VACCINATED**



AVOID GATHERINGS

Positivity Rate by Major Cities/Districts

Districts	Daily Trend	Test Conducted (Last 24hrs)	Positive Cases (Last 24hrs)	Positivity Rate (%)
Abbottabad		1110	18	1.6%
Swat		1052	4	0.4%
Peshawar		1928	216	11.2%
Faisalabad		921	29	3.1%
Gujranawala		1157	9	0.8%
Gujrat		236	2	0.8%
Lahore		7885	1124	14.3%
Multan		998	29	2.9%
Rawalpindi		1129	144	12.8%
Islamabad		7360	1131	15.4%
Karachi		7670	3149	41.1%
Hyderabad		1401	242	17.3%
Mirpur		227	22	9.7%
Muzaffarabad		88	22	25.0%

Summary Table (Major Cities /Districts)

Districts	Hospitalized				Home or elsewhere Isolation
	Stable	On low flow oxygen	On High flow oxygen	On Vent	
Mirpur	00	04	01	00	57
Muzaffarabad	01	00	00	00	44
Quetta	00	00	01	00	88
Gilgit	00	02	00	00	16
Islamabad	06	58	30	12	4,360
Abbottabad	00	01	09	00	45
Peshawar	00	30	40	11	705
Swat	00	04	02	00	18
Bahawalpur	00	03	00	00	75
Faisalabad	00	06	16	01	197
Gujranwala	01	01	00	00	92
Lahore	14	15	84	41	589
Multan	11	00	00	02	101
Rawalpindi	01	09	29	01	153
Hyderabad	02	03	03	00	983
Karachi	49	133	130	22	25,053

Summary Table by Province

Provinces	Lab Status				Hospitalized				Home Isolation	Total Recovered	Total Deaths
	Tested		Positive		Stable	Oxygen		On Vent.			
	Last 24hrs	Total (PCR+RA)	Last 24hrs	Total		On low flow	On High flow				
AJK	1,203	340,843	73	34,884	01	05	01	00	167	33,961	749
Balochistan	759	504,349	36	33,780	01	00	01	00	125	33,286	367
GB	277	226,908	06	10,461	00	02	00	00	29	10,243	187
Islamabad	7,360	2,489,297	1,131	113,688	06	58	30	12	4,360	108,253	969
KP	11,513	4,026,656	331	182,950	00	70	93	12	1,251	175,557	5,967
Punjab	20,663	9,282,903	1,493	456,992	36	98	187	49	12,172	431,357	13,093
Sindh	17,168	7,485,417	3,738	513,046	84	136	142	22	31,944	473,008	7,710

Contact Details

Dr Palitha Mahipala
 WHO Representative
 WHO Country Office
 Islamabad – Pakistan
 Tel: +92 51 9255183
 Email: mahipalap@who.int

Dr Michael Lukwiya
 Incident Manager
 WHO Country Office
 Islamabad - Pakistan
 Tel: +92 51 9255184
 Email: lukwiyam@who.int