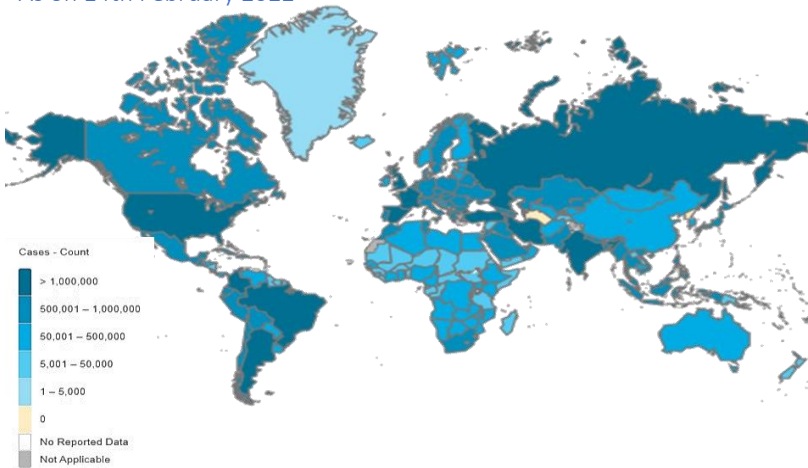




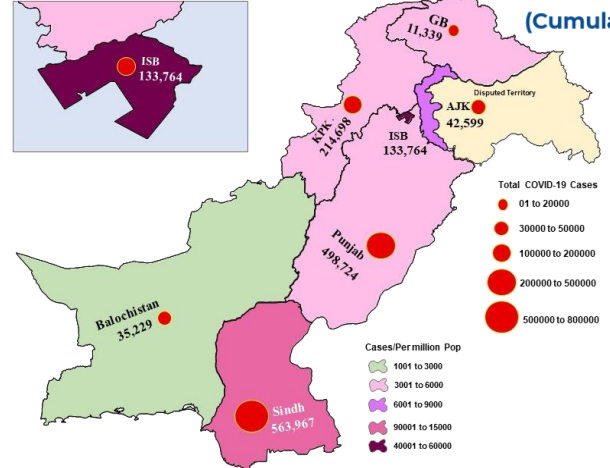
# PAKISTAN COVID-19 SITUATION REPORT

## GLOBAL UPDATES

As on 14th February 2022



## PAKISTAN COVID-19 SNAPSHOT (Cumulative)



|                               |                         |                                |                               |  |                                |                            |                               |
|-------------------------------|-------------------------|--------------------------------|-------------------------------|--|--------------------------------|----------------------------|-------------------------------|
| <b>1,963,747</b><br>Confirmed | <b>11,473</b><br>Deaths | <b>-5.23%</b><br>Daily Changes | <b>1.96%</b><br>Daily Changes | <b>10,279,668,555</b><br>Vaccine doses | <b>25,200,861</b><br>Suspected | <b>26,094,825</b><br>Tests | <b>1,500,320</b><br>Confirmed |
| <b>1,402,653</b><br>Recovered | <b>67,658</b><br>Active | <b>30,009</b><br>Deaths        |                               |  |                                |                            |                               |

## PAKISTAN SNAPSHOT (LAST 24hr)

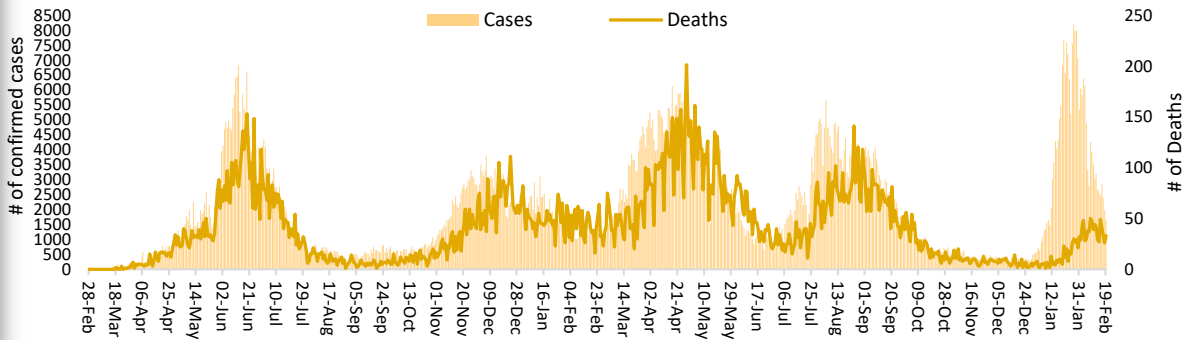
|                            |                        |                           |                           |                          |                     |
|----------------------------|------------------------|---------------------------|---------------------------|--------------------------|---------------------|
| <b>46,777</b><br>Suspected | <b>49,866</b><br>Tests | <b>1,644</b><br>Confirmed | <b>3,653</b><br>Recovered | <b>1,386</b><br>Critical | <b>33</b><br>Deaths |
|----------------------------|------------------------|---------------------------|---------------------------|--------------------------|---------------------|

## PAKISTAN VACCINE STATS

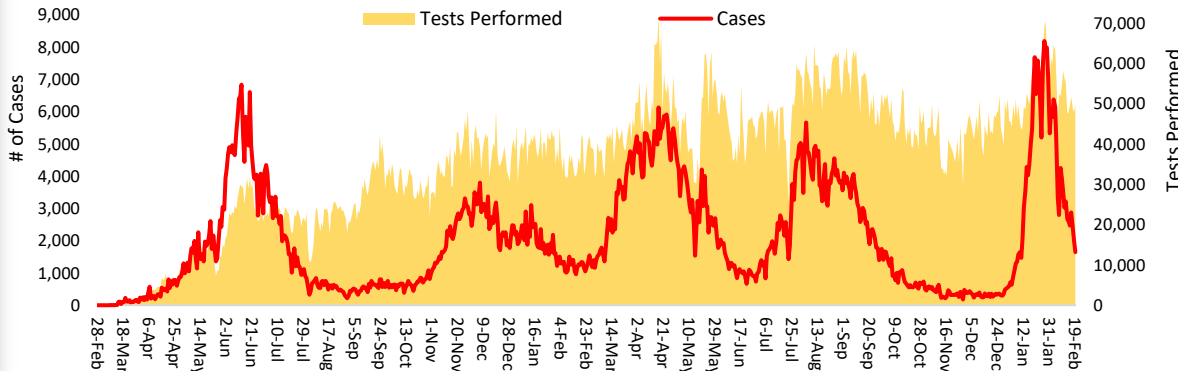
As on 17th February 2022

|  |   |
|--|---|
|  | <b>First Dose</b><br>122,046,024                |
|  | <b>Last 24 hrs:</b><br>600,992                  |
|  | <b>Fully Vaccinated</b><br>94,523,444           |
|  | <b>Last 24 hrs:</b><br>464,314                  |
|  | <b>Total Doses Administrated</b><br>205,527,345 |
|  | <b>Last 24 hrs:</b><br>1,023,404                |

Daily Incidence and Deaths (From 28 Feb 2020 till date)



Daily Confirmed cases and Lab. Tests (From 28 Feb 2020 till date)



## FUNDS

Funds Requested for 2021: 14 million USD  
Gaps: 13.16 million USD

WHO appreciates the contribution of donors:  
(UNOCHA & USAID)



On 19th February 2022, WHO Country Representative Pakistan Dr Palitha Mahipala met with the Director General Health Services Sindh Dr Juman Bahoto at the Project Director (PD) EPI Office, Karachi. The meeting was attended by PD EPI Dr Irshad Memon, Deputy Director MIS Dr Murtaza Memon and Head of WHO Sub office Sindh Dr Sara Salman.

The current COVID-19 Situation in Pakistan particularly in Sindh province and the Government's response, and the support provided by WHO for strengthening of essential health services in the province were discussed during the meeting.

Dr Palitha commended the government's efforts and achievements of the department of health Sindh. He also emphasized on the importance of proper preparation, enhanced ability to respond to the pandemic, and implementation of public health and social measures to stop the infection spread.

The Director-General Health Sindh thanked WHO for their continuing support during the COVID-19 pandemic.

### Positivity Rate by Major Cities/Districts

| Districts    | Daily Trend | Test Conducted (Last 24hrs) | Positive Cases (Last 24hrs) | Positivity Rate (%) |
|--------------|-------------|-----------------------------|-----------------------------|---------------------|
| Abbottabad   |             | 419                         | 30                          | 7.2%                |
| Swat         |             | 561                         | 9                           | 1.6%                |
| Peshawar     |             | 2579                        | 113                         | 4.4%                |
| Faisalabad   |             | 732                         | 16                          | 2.2%                |
| Gujranawala  |             | 569                         | 12                          | 2.1%                |
| Gujrat       |             | 68                          | 1                           | 1.5%                |
| Lahore       |             | 5632                        | 240                         | 4.3%                |
| Multan       |             | 833                         | 14                          | 1.7%                |
| Rawalpindi   |             | 950                         | 36                          | 3.8%                |
| Islamabad    |             | 4610                        | 62                          | 1.3%                |
| Karachi      |             | 6111                        | 197                         | 3.2%                |
| Hyderabad    |             | 2431                        | 251                         | 10.3%               |
| Mirpur       |             | 92                          | 5                           | 5.4%                |
| Muzaffarabad |             | 153                         | 18                          | 11.8%               |

### Summary Table (Major Cities /Districts)

| Districts    | Hospitalized |                    |                     |         | Home or elsewhere Isolation |
|--------------|--------------|--------------------|---------------------|---------|-----------------------------|
|              | Stable       | On low flow oxygen | On High flow oxygen | On Vent |                             |
| Mirpur       | 00           | 05                 | 04                  | 00      | 113                         |
| Muzaffarabad | 00           | 02                 | 05                  | 00      | 205                         |
| Quetta       | 00           | 00                 | 04                  | 00      | 137                         |
| Gilgit       | 00           | 05                 | 00                  | 00      | 142                         |
| Islamabad    | 04           | 83                 | 53                  | 11      | 994                         |
| Abbottabad   | 00           | 02                 | 17                  | 00      | 487                         |
| Peshawar     | 00           | 53                 | 87                  | 17      | 2,522                       |
| Swat         | 00           | 01                 | 06                  | 00      | 80                          |
| Bahawalpur   | 00           | 15                 | 00                  | 05      | 25                          |
| Faisalabad   | 00           | 16                 | 57                  | 08      | 110                         |
| Gujranwala   | 00           | 02                 | 07                  | 04      | 07                          |
| Lahore       | 10           | 24                 | 111                 | 78      | 567                         |
| Multan       | 24           | 01                 | 00                  | 02      | 26                          |
| Rawalpindi   | 02           | 15                 | 32                  | 03      | 102                         |
| Hyderabad    | 07           | 05                 | 06                  | 00      | 4,987                       |
| Karachi      | 10           | 73                 | 78                  | 16      | 36,019                      |

### Summary Table by Province

| Provinces   | Lab Status |                |            |         | Hospitalized |             |              |          | Home Isolation | Total Recovered | Total Deaths |
|-------------|------------|----------------|------------|---------|--------------|-------------|--------------|----------|----------------|-----------------|--------------|
|             | Tested     |                | Positive   |         | Stable       | Oxygen      |              | On Vent. |                |                 |              |
|             | Last 24hrs | Total (PCR+RA) | Last 24hrs | Total   |              | On low flow | On High flow |          |                |                 |              |
| AJK         | 896        | 387,010        | 64         | 42,599  | 00           | 09          | 18           | 00       | 978            | 40,813          | 781          |
| Balochistan | 363        | 524,054        | 23         | 35,229  | 01           | 00          | 04           | 00       | 179            | 34,672          | 373          |
| GB          | 337        | 238,953        | 19         | 11,339  | 00           | 05          | 00           | 00       | 297            | 10,848          | 189          |
| Islamabad   | 4,610      | 2,678,684      | 62         | 133,764 | 04           | 83          | 53           | 11       | 994            | 131,617         | 1,002        |
| KP          | 10,755     | 4,371,228      | 421        | 214,698 | 00           | 112         | 214          | 17       | 10,463         | 197,698         | 6,194        |
| Punjab      | 18,647     | 9,969,917      | 402        | 498,724 | 11           | 177         | 351          | 119      | 6,283          | 478,342         | 13,441       |
| Sindh       | 14,258     | 7,924,979      | 653        | 563,967 | 37           | 84          | 113          | 16       | 47025          | 508,663         | 8,029        |

### Contact Details

**Dr Palitha Mahipala**  
 WHO Representative  
 WHO Country Office  
 Islamabad – Pakistan  
 Tel: +92 51 9255183  
 Email: mahipalap@who.int

### Dr Michael Lukwiya

Incident Manager  
 WHO Country Office  
 Islamabad - Pakistan  
 Tel: +92 51 9255184  
 Email: lukwiyam@who.int