



# WHO PAKISTAN COVID-19 SITUATION REPORT

Friday, 18<sup>th</sup> March 2022 (02 Years & 20 Days)

## COVID-19 PREVENTIVE MEASURES



WEAR A  
**FACE MASK**  
PROPERLY



WASH YOUR HANDS  
**WITH SOAP & WATER**



GET  
**VACCINATED**



PRACTICE PHYSICAL  
**DISTANCING**

## PAKISTAN SNAPSHOT (LAST 24hr)



**35,736**  
Suspected



**36,506**  
Tests



**396**  
Confirmed



**956**  
Recovered

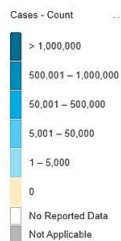


**525**  
Critical



**07**  
Deaths

## GLOBAL UPDATES (Last 24hr)



**2,096,519** Confirmed  
**6,243** Deaths  
**3.30%** Daily Changes  
**216.90%** Daily Changes  
**10,783,650,787** Vaccine doses  
 As on 14<sup>th</sup> March 2022

## PAKISTAN COVID-19 SNAPSHOT (Cumulative)



**26,154,728**  
Suspected



**27,073,216**  
Tests



**1,521,030**  
Confirmed



**1,473,625**  
Recovered



**17,079**  
Active



**30,326**  
Deaths

## PAKISTAN VACCINE STATS

As on 5<sup>th</sup> March 2022



**First Dose**  
128,074,138  
**Last 24 hrs:**  
131,491



**Fully Vaccinated**  
101,881,176  
**Last 24 hrs:**  
501,747

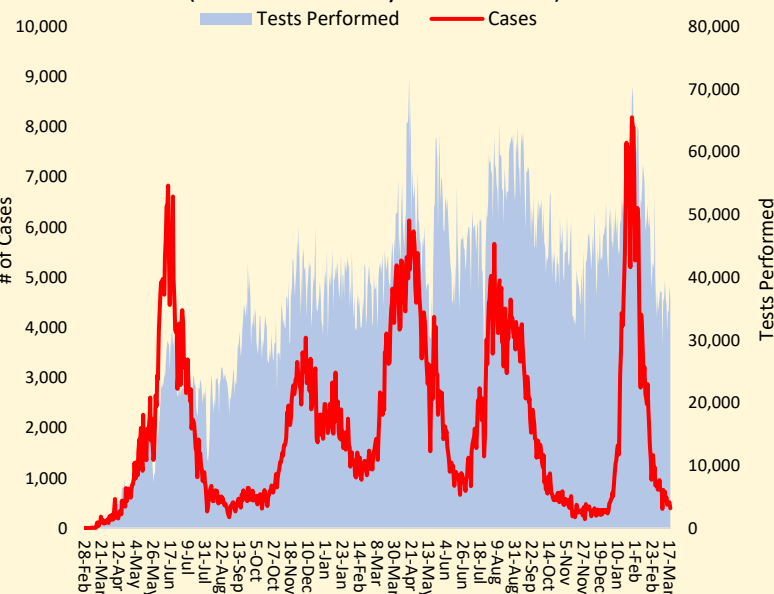


**Booster Dose**  
4,869,245  
**Last 24 hrs:**  
57,760



**Total Doses Administrated**  
219,368,557  
**Last 24 hrs:**  
678,788

## Daily Confirmed cases and Lab. Tests (From 28 February 2020 till date)



## Positivity Rate by Major Cities/Districts

Districts	Daily Trend	Test Conducted (Last 24hrs)	Positive Cases (Last 24hrs)	Positivity Rate (%)
Abbottabad		80	3	3.8%
Swat		1576	0	0.0%
Peshawar		1714	27	1.6%
Faisalabad		682	2	0.3%
Gujranawala		1458	0	0.0%
Gujrat		79	1	1.3%
Lahore		4035	49	1.2%
Multan		644	3	0.5%
Rawalpindi		1345	7	0.5%
Islamabad		2484	23	0.9%
Karachi		787	22	2.8%
Hyderabad		629	8	1.3%
Mirpur		43	0	0.0%
Muzaffarabad		46	0	0.0%

## FUNDS

Funds Requested for 2021: 14 million USD  
Gaps: 13.16 million USD

WHO appreciates the contribution of donors:  
(UNOCHA & USAID)

## Meetings & Coordination



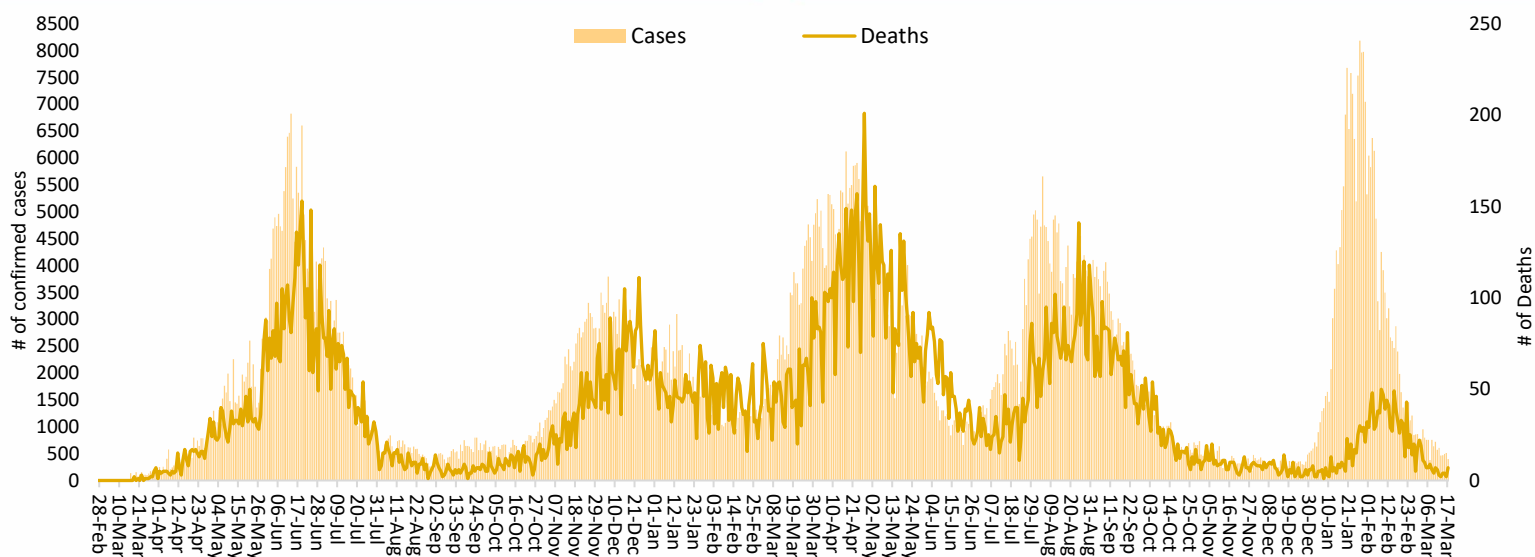
On 17th March 2022, The WHO Country Representative Pakistan Dr Palitha Mahipala on behalf of Director General World Health Organization, Dr Tedros Adhanom Ghebreyesus presented a certificate of appreciation to Director-General, Ministry of National Health Services, Regulations and Coordination Dr Rana Muhammad Safdar. The Ceremony was held at Rural Health Center (RHC) Taralai, Islamabad.

The certificate of appreciation was made in recognition of the government's effort in tobacco control, especially its commitment to reduce tobacco use by 30% by year 2025. The WR also donated equipment and supplies for the diagnosis of Non-Communicable Diseases.

In his speech Dr Rana Safdar expressed his gratitude to the WHO for its support to Pakistan in the Tobacco Control.

### Daily Incidence and Deaths

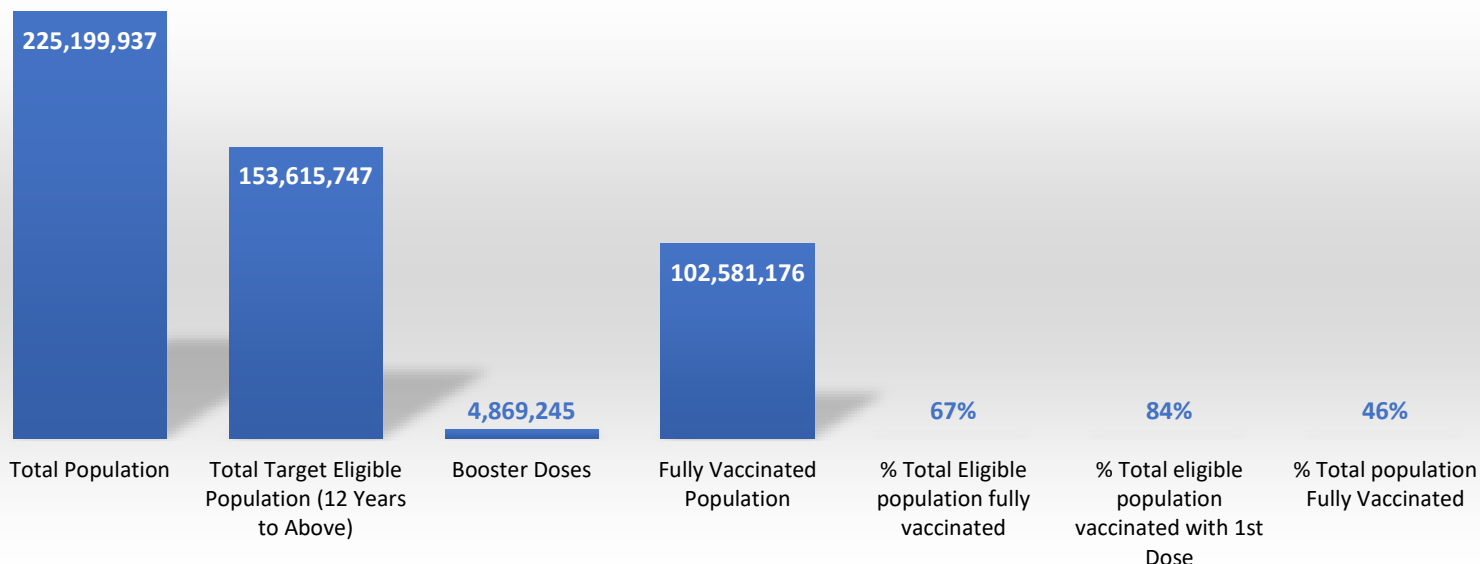
### From 28 February 2020 till data



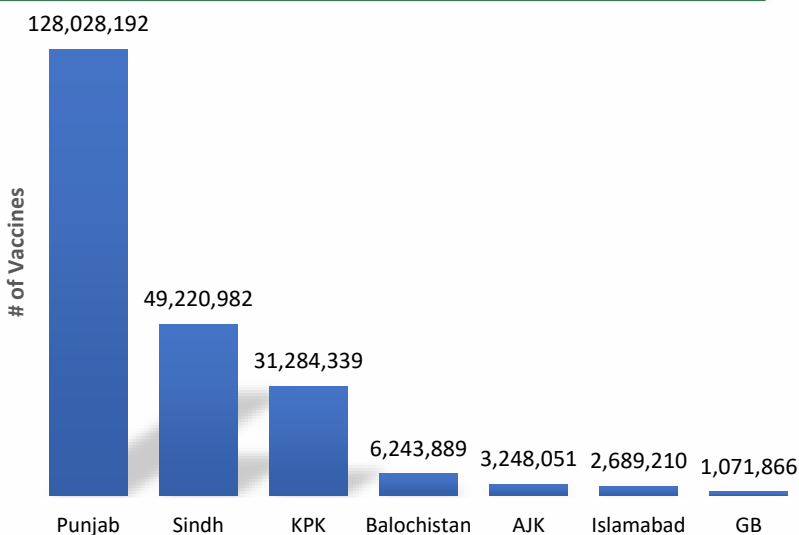
### Summary Table (Major Cities /Districts)

Districts	Hospitalized				Home or elsewhere Isolation
	Stable	On low flow oxygen	On High flow oxygen	On Vent	
Mirpur	00	00	01	00	07
Muzaffarabad	00	01	01	00	06
Quetta	00	00	01	00	19
Gilgit	00	04	00	00	48
Islamabad	01	13	36	02	212
Abbottabad	00	03	10	00	46
Peshawar	00	18	21	06	349
Swat	00	01	01	00	19
Bahawalpur	00	05	00	01	12
Faisalabad	00	09	17	03	42
Gujranwala	00	01	00	00	00
Lahore	03	04	48	48	369
Multan	20	00	00	04	17
Rawalpindi	01	03	02	00	19
Hyderabad	00	00	00	00	2,237
Karachi	01	32	28	04	6,140

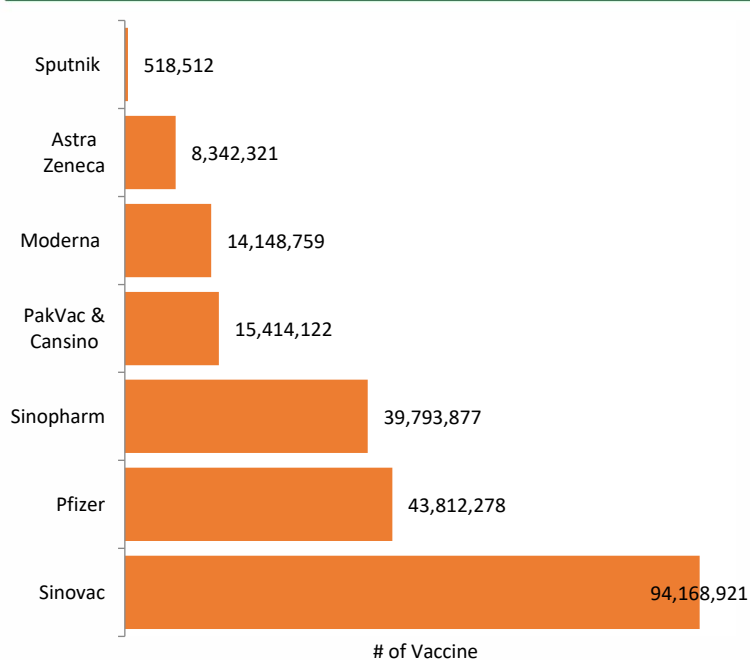
# COVID-19 Vaccine Doses Analysis



## COVID-19 Vaccination status by province



## COVID-19 Vaccination by vaccine doses



## Vaccination Targets-2022 Pakistan

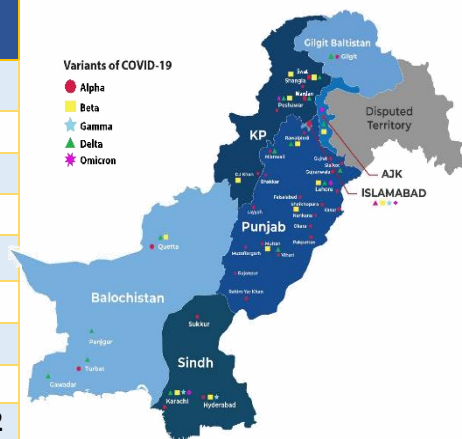
Target	Eligible Population	Total Target Min 1 Dose	% Of Eligible Population	% Of Total Population	Total Target Fully Vax	% Of Eligible Population	% Of Total Population
<b>Summary</b>							
March -22	153.6	130 Mn	85%	57%	110 Mn	72%	48%
Jun-22	197.3 Mn	165 Mn	84%	72%	141 Mn	71%	61%
<b>12+ Population</b>							
March -22	153.6	130 Mn	85%	57%	110 Mn	72%	48%
June - 22	153.6	138 Mn	90%	60%	123 Mn	80%	54%
<b>5-11 years Population</b>							
June - 22	43.7 Mn	27 Mn	62%		18 Mn	41%	

# SARI/ILI surveillance summary, Week-10, 2022 (186 Sentinel Sites)

Province	SARI Cases					ILI Cases					Contact Tracing					Sentinel Sites			Bed Occupancy		
	Week-10					Week-10					Week-10					Week-10			Week-10		
	SARI Reported	Tested		Lab Positive		ILI Reported	Tested		Lab Positive		Contact Identified	Contact Lab Tested		Contact Lab Positive		Total Sentinel Sites	Sites Reported		Total Allocated Beds	Occupied Beds	
		No	%	No	%		No	%	No	%		No	%	No	%		No	%			
Islamabad	68	68	100.0	2	2.9	282	271	96.1	3	1.1	325	301	92.6	9	3.0	7	7	100.0	544	73	13.4
Punjab	1099	1099	100.0	25	2.3	2350	1870	79.6	59	3.2	866	844	97.5	23	2.7	53	53	100.0	2592	159	6.1
Sindh	625	625	100.0	54	8.6	890	695	78.1	48	6.9	688	640	93.0	77	12.0	22	22	100.0	2030	47	2.3
KP	74	74	100.0	22	29.7	4380	3955	90.3	259	6.5	1075	1075	100.0	181	16.8	30	30	100.0	1448	72	5.0
Balochistan	167	149	89.2	4	2.7	791	590	74.6	7	1.2	180	110	61.1	1	0.9	44	44	100.0	135	27	20.0
AJK	129	129	100.0	10	7.8	681	627	92.1	7	1.1	391	391	100.0	12	3.1	17	17	100.0	243	7	2.9
GB	7	7	100.0	0	0.0	9	9	100.0	0	0.0	0	0	0.0	0	0.0	13	13	100.0	51	0	0.0
<b>Total</b>	<b>2169</b>	<b>2151</b>	<b>99.2</b>	<b>117</b>	<b>5.4</b>	<b>9383</b>	<b>8017</b>	<b>85.4</b>	<b>383</b>	<b>4.8</b>	<b>3525</b>	<b>3361</b>	<b>95.3</b>	<b>303</b>	<b>9.0</b>	<b>186</b>	<b>186</b>	<b>100.0</b>	<b>7043</b>	<b>385</b>	<b>5.5</b>

## COVID-19 sequenced genomes

Province	Wild Type	ALPHA	BETA	GAMMA	DELTA	DELTA +	Omicron	Total
Punjab	46	371	16	01	610	-	2,985	4,029
Sindh	77	121	235	34	545	-	510	1,522
KP	28	48	06	-	65	-	519	666
Baluchistan	07	03	18	-	76	-	02	106
Islamabad	248	2,789	19	01	4,975	03	1,535	9,570
Gilgit	05	-	-	-	40	-	122	167
AJK	04	04	01	-	26	-	129	164
Unspecified	27	44	15	01	31	-	-	118
<b>Totals</b>	<b>442</b>	<b>3,380</b>	<b>310</b>	<b>37</b>	<b>6,368</b>	<b>03</b>	<b>5,802</b>	<b>16,342</b>



Data Source: GISAID : <https://www.gisaid.org>, National Institute of Health, Pakistan, Aga Khan University hospital, Karachi. The reported data is inclusive of PCR based genotyping for SARS-CoV2 variants and Whole Genome Sequencing information. Variant of Interest data is not including in this report.

## Summary Table by Province

Provinces	Lab Status				Hospitalized				Home Isolation	Total Recovered	Total Deaths
	Tested		Positive		Stable	Oxygen		On Vent.			
	Last 24hrs	Total (PCR+RA)	Last 24hrs	Total		On low flow	On High flow				
AJK	441	403,632	06	43,206	00	01	02	00	48	42,363	792
Balochistan	194	532,749	01	35,454	00	00	01	00	30	35,045	378
GB	554	247,862	06	11,657	00	04	00	00	74	11,388	191
Islamabad	2,484	2,756,829	23	134,910	01	13	36	02	212	133,624	1,022
KP	7,478	4,532,077	70	218,503	00	47	82	06	1,003	211,058	6,307
Punjab	17,393	10,421,772	77	504,219	32	73	121	60	2,618	487,770	13,545
Sindh	7,962	8,178,295	213	573,081	05	32	41	04	12,531	552,377	8,091

### Contact Details

#### Dr Palitha Mahipala

WHO Representative  
WHO Country Office  
Islamabad – Pakistan  
Tel: +92 51 9255183  
Email: mahipalap@who.int

#### Dr Michael Lukwiya

Incident Manager  
WHO Country Office  
Islamabad - Pakistan  
Tel: +92 51 9255184  
Email: lukwiyam@who.int