




# WHO PAKISTAN COVID-19 SITUATION REPORT

Tuesday, 17<sup>th</sup> May 2022 (2 Years & 81 Days)

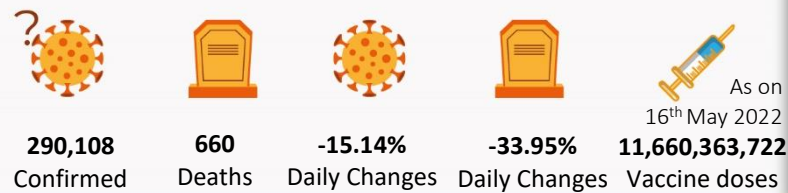
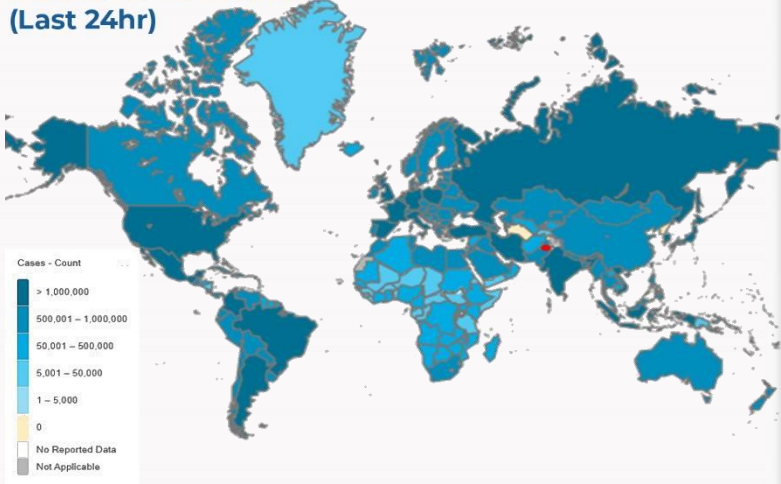
## COVID-19 PREVENTIVE MEASURES

- WEAR A **FACE MASK** PROPERLY
- WASH YOUR HANDS WITH **SOAP & WATER**
- GET **VACCINATED**
- PRACTICE **PHYSICAL DISTANCING**

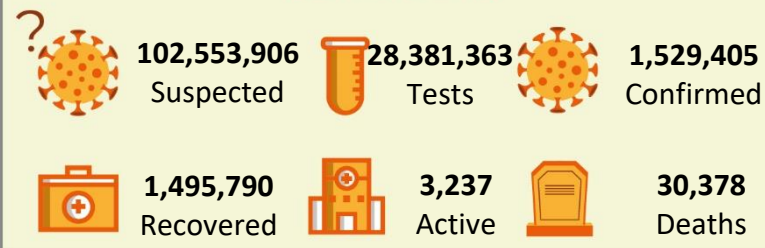
## PAKISTAN SNAPSHOT (LAST 24hr)



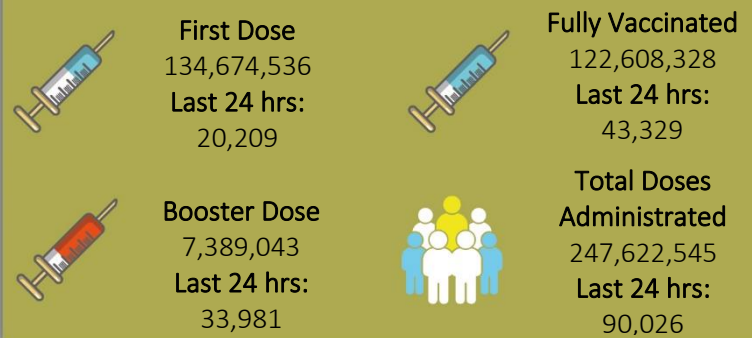
## GLOBAL UPDATES (Last 24hr)



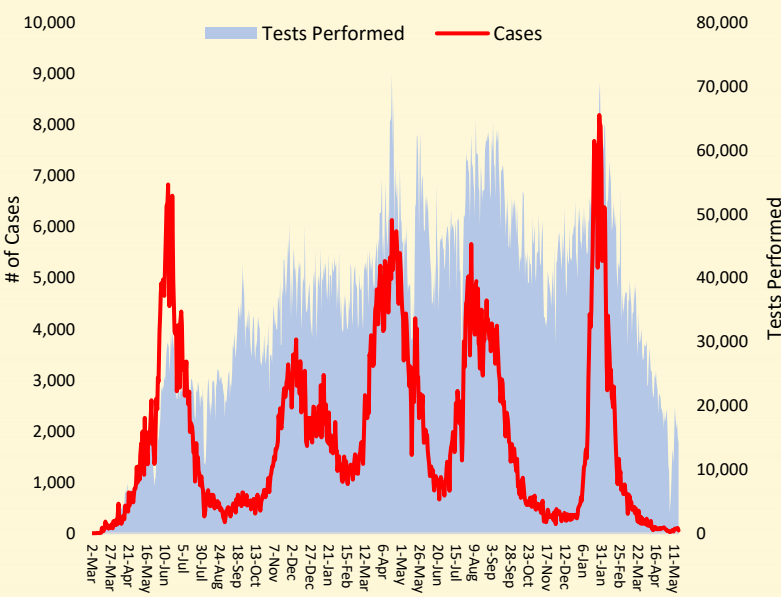
## PAKISTAN COVID-19 SNAPSHOT (Cumulative)



## PAKISTAN VACCINE STATS



## Daily Confirmed cases and Lab. Tests (From 02 Mar 2020 till date)



## Positivity Rate by Major Cities/Districts

Districts	Daily Trend	Test Conducted (Last 24hrs)	Positive Cases (Last 24hrs)	Positivity Rate (%)
Abbottabad		99	0	0.0%
Swat		151	0	0.0%
Peshawar		174	0	0.0%
Faisalabad		395	0	0.0%
Gujranawala		258	0	0.0%
Gujrat		193	0	0.0%
Lahore		1541	16	1.0%
Multan		764	2	0.3%
Rawalpindi		536	1	0.2%
Islamabad		836	8	1.0%
Karachi		107	6	5.6%
Hyderabad		6	0	0.0%
Mirpur		32	0	0.0%
Muzaffarabad		29	0	0.0%

## FUNDS

Funds Requested for 2022: 14 million USD  
Gaps: 10.46 million USD

WHO appreciates the contribution of donors: (UNOCHA, USAID, Republic of Korea, BPRM)

## Meetings & Coordination



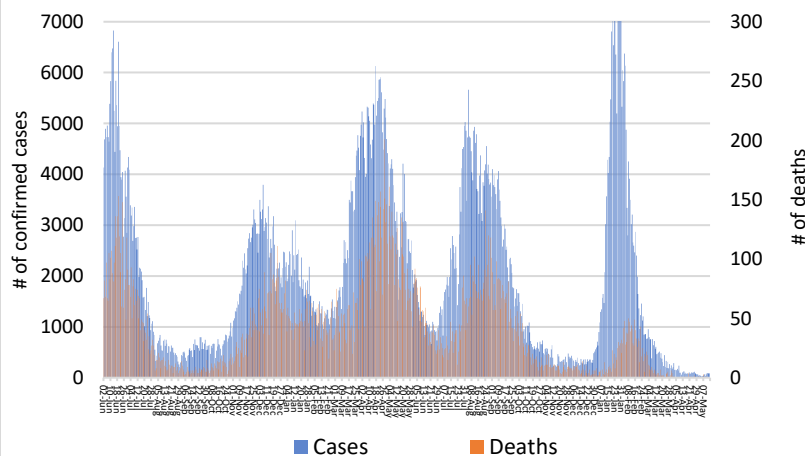
On 14th May 2022, WHO Country Representative Pakistan Dr Palitha Mahipala and District Health Officer East Karachi, Dr Naeem Rajput jointly visited the Karachi Water and Sewerage Board (KWSB), COD Water Filtration Plant. Mr Ajeet Kumar, Superintendent Engineer KWSB and Mr Yaya, Chief Chemist KWSB briefed the team on the process of water filtration, water testing, chlorination, and distribution.

Dr Palitha appreciated the KWSB team and highlighted on the WHO support towards water quality testing as part of the effort in AWD/Cholera response in Karachi.

Dr Naeem Rajput appreciated WHO's support towards strengthening health systems for enhanced disease surveillance, especially in the pillars of laboratory, environmental surveillance, and community awareness. He reiterated the district commitment to contain the AWD Upsurge.

### Daily Incidence and Deaths

Daily Incidence and mortality of COVID-19 in Pakistan (1st June 2020 to date)



### Summary Table by Province

### Summary Table (Major Cities /Districts)

Districts	Hospitalized				Home or elsewhere Isolation
	Stable	On low flow oxygen	On High flow oxygen	On Vent	
Mirpur	00	00	00	00	00
Muzaffarabad	00	00	00	00	01
Quetta	00	00	00	00	06
Gilgit	00	00	00	00	05
Islamabad	00	00	02	02	104
Abbottabad	00	00	04	00	00
Peshawar	00	04	03	01	55
Swat	00	00	00	00	07
Bahawalpur	00	00	00	00	00
Faisalabad	00	01	02	03	07
Gujranwala	00	00	00	00	07
Lahore	00	01	03	03	83
Multan	12	00	00	01	07
Rawalpindi	00	00	00	00	24
Hyderabad	00	00	00	00	201
Karachi	00	09	24	00	980

### Lab Status

### Hospitalized

Provinces	Lab Status				Stable	Hospitalized			Home Isolation	Total Recovered	Total Deaths
	Tested		Positive			Oxygen		On Vent.			
	Last 24hrs	Total (PCR+RA)	Last 24hrs	Total		On low flow	On High flow				
AJK	90	414,559	00	43,320	00	00	00	00	07	42,521	792
Balochistan	292	542,380	01	35,492	00	00	00	00	06	35,108	378
GB	400	268,199	02	11,747	00	00	00	00	06	11,550	191
Islamabad	836	2,816,358	08	135,301	00	00	02	02	104	134,169	1,024
KP	1,223	4,815,889	02	219,599	00	20	28	01	133	213,093	6,324
Punjab	7,641	11,148,640	21	506,804	12	05	10	07	1,192	492,015	13,563
Sindh	3,756	8,375,338	18	577,142	00	09	24	00	1,669	567,334	8,106

### Contact Details

#### Dr Palitha Mahipala

WHO Representative  
WHO Country Office  
Islamabad – Pakistan  
Tel: +92 51 9255183  
Email: mahipalap@who.int

#### Dr Michael Lukwiya

Incident Manager  
WHO Country Office  
Islamabad - Pakistan  
Tel: +92 51 9255184  
Email: lukwiyam@who.int