

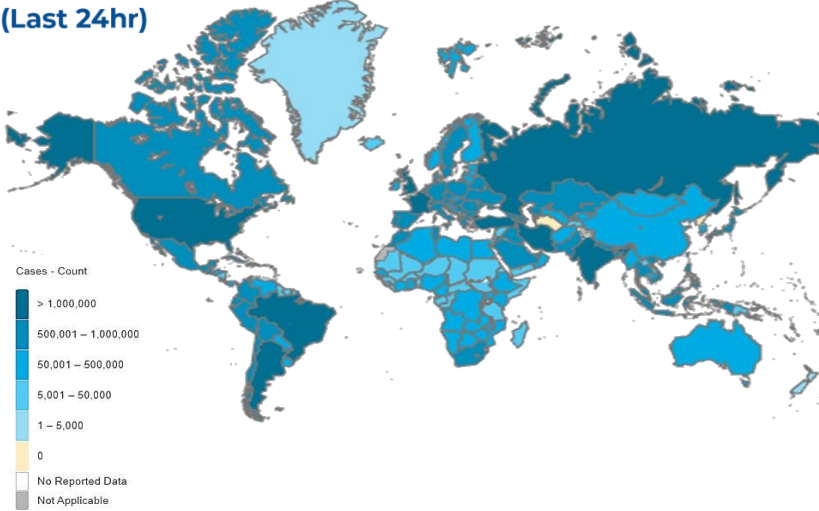
Friday, 17<sup>th</sup> December 2021 (1 Year & 295 Days)



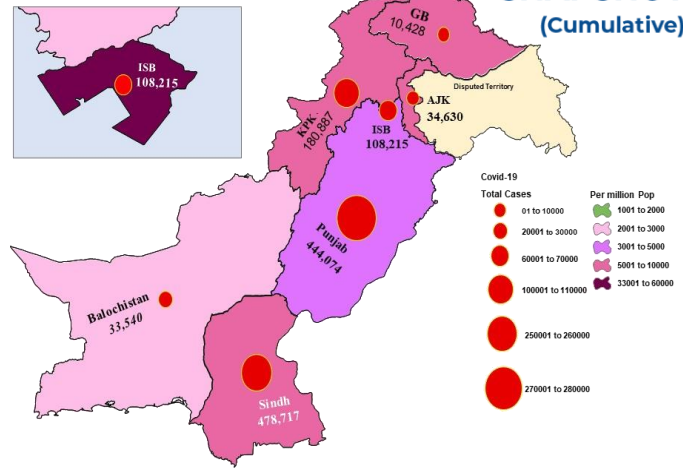
**World Health Organization**  
Pakistan

# PAKISTAN COVID-19 SITUATION REPORT

## GLOBAL UPDATES (Last 24hr)



## PAKISTAN COVID-19 SNAPSHOT (Cumulative)



<b>527,234</b> Confirmed	<b>5,859</b> Deaths	<b>-27.26%</b> Daily Changes	<b>-17.66%</b> Daily Changes	<b>8,337,664,456</b> Vaccine doses	<b>21,984,859</b> Suspected	<b>22,730,952</b> Tests	<b>1,290,491</b> Confirmed
<b>1,252,157</b> Recovered	<b>9,471</b> Active	<b>28,863</b> Deaths					

As on 15<sup>th</sup> December 2021

## PAKISTAN SNAPSHOT (LAST 24hr)

<b>39,438</b> Suspected	<b>41,927</b> Tests	<b>277</b> Confirmed	<b>243</b> Recovered	<b>718</b> Critical	<b>14</b> Deaths
----------------------------	------------------------	-------------------------	-------------------------	------------------------	---------------------

## PAKISTAN VACCINE STATS



First Dose  
86,968,178  
Last 24 hrs:  
634,205

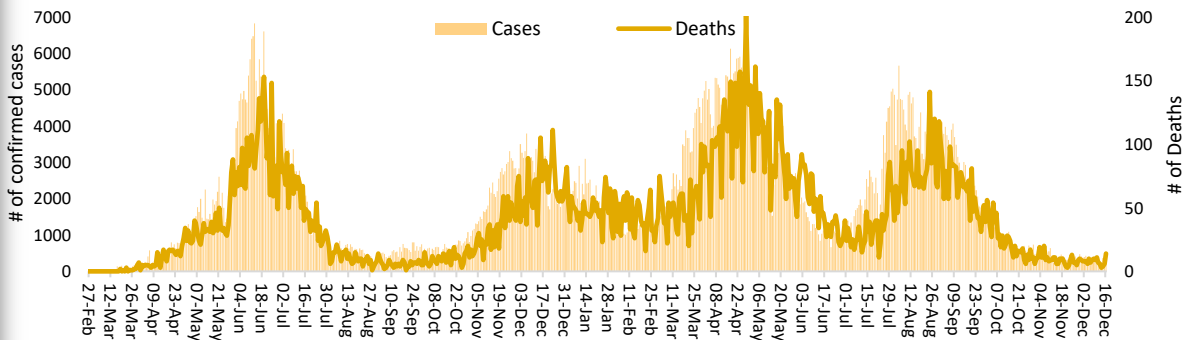


Fully Vaccinated  
59,361,468  
Last 24 hrs:  
676,041

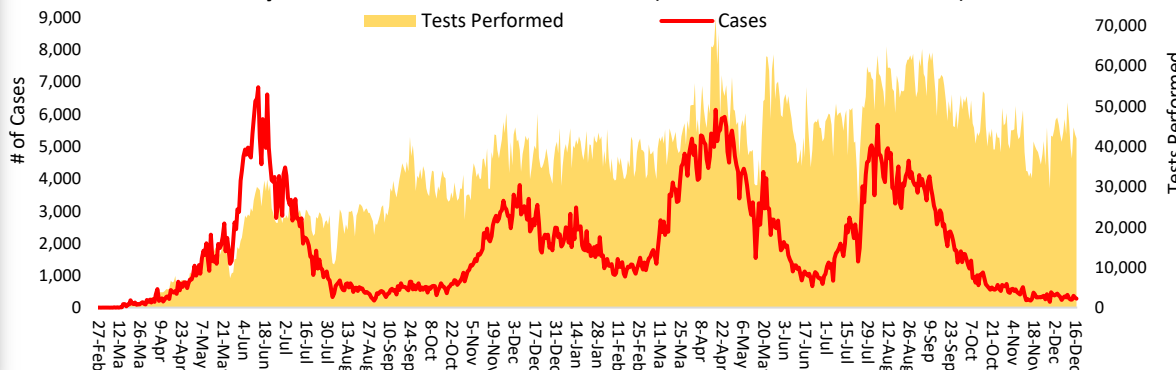


Total Doses Administered  
138,365,328  
Last 24 hrs:  
1,245,058

Daily Incidence and Death Rate (From 27 Feb 2020 till date)



Daily Confirmed cases and Lab. Tests (From 27 Feb 2020 till date)



## FUNDS

Funds Requested for 2021: 14 Million USD  
Gaps: 13.16 million USD

WHO appreciates the contribution of donors:  
(UNOCHA & USAID)

## Meetings & Coordination



On 16th December 2021, Ministry of Planning, Development and Special Initiatives in collaboration with World Health Organization Pakistan conducted annual meeting of “National Learning & Strategic Planning Forum” for Pakistan Deworming Initiative, at Pearl Continental Hotel Bhurban. The objective of the meeting was to Review region-specific progress during the Mass Drug Administration (MDA) rounds in 2019-2021 and Development of the Plan of Action for 2022 and a Sustainability Framework.

Parliamentary Secretary for Health Dr. Nausheen Hamid, chaired the inaugural sessions. The other dignitaries included WHO Country Representative Pakistan Dr Palitha Mahipala, Secretary Health AJK Maj General Ahsan Altaf, vice chancellor Health Services Academy Dr Shahzad Ali Khan and Representatives from UNICEF, WFP, Evidence Action, International Relief and Development and Nutrition International.

Dr Palitha in his remarks appreciated Government of Pakistan for the implementation of deworming initiative and assured WHO’s continues support for advocacy, capacity building, medicine procurement and management for the Pakistan Deworming Initiatives. Dr Nausheen commended the WHO and development partners for their support to Government for the Deworming initiative.

### Positivity Rate by Major Cities/Districts

Districts	Daily Trend	Test Conducted (Last 24hrs)	Positive Cases (Last 24hrs)	Positivity Rate (%)
Abbottabad		45	1	2.2%
Swat		1249	0	0.0%
Peshawar		1600	44	2.8%
Faisalabad		594	1	0.2%
Gujranawala		616	0	0.0%
Gujrat		332	0	0.0%
Lahore		3034	28	0.9%
Multan		335	0	0.0%
Rawalpindi		1616	10	0.6%
Islamabad		4580	17	0.4%
Karachi		3843	29	0.8%
Hyderabad		198	18	9.1%
Mirpur		40	0	0.0%
Muzaffarabad		77	0	0.0%

### Summary Table by Province

### Summary Table (Major Cities /Districts)

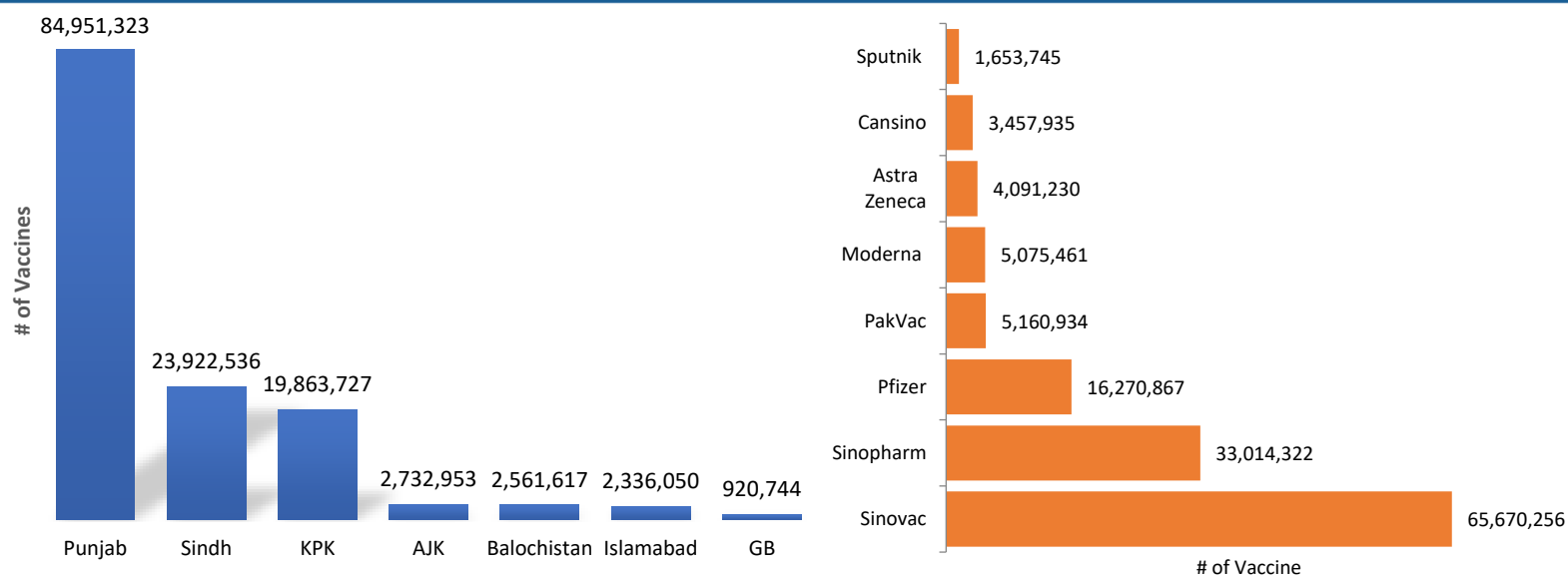
Districts	Hospitalized				Home or elsewhere Isolation
	Stable	On low flow oxygen	On High flow oxygen	On Vent	
Mirpur	02	01	01	00	12
Muzaffarabad	00	00	00	00	01
Quetta	00	00	01	00	19
Gilgit	00	02	00	00	00
Islamabad	00	33	28	12	230
Abbottabad	00	07	04	00	05
Peshawar	00	27	55	16	204
Swat	00	02	00	00	05
Bahawalpur	00	06	00	00	33
Faisalabad	00	05	20	00	2,512
Gujranwala	00	00	02	01	00
Lahore	04	02	59	28	2,434
Multan	00	25	00	10	1,030
Rawalpindi	12	10	13	00	160
Hyderabad	03	03	03	01	460
Karachi	05	67	39	09	2,104

Provinces	Lab Status				Stable	Hospitalized			Home Isolation	Total Recovered	Total Deaths
	Tested		Positive			Oxygen		On Vent.			
	Last 24hrs	Total (PCR+RA)	Last 24hrs	Total		On low flow	On High flow				
AJK	413	324,562	03	34,630	02	05	02	00	41	33,835	745
Balochistan	502	488,931	00	33,540	00	01	01	00	36	33,139	363
GB	260	217,039	00	10,428	00	04	00	00	09	10,229	186
Islamabad	4,580	2,335,009	17	108,215	00	33	28	12	230	106,949	963
KP	9,691	3,698,086	62	180,887	00	72	104	17	477	174,314	5,903
Punjab	15,777	8,663,189	42	444,074	12	112	150	46	2,848	427,851	13,055
Sindh	10,704	7,004,136	153	478,717	28	71	50	10	5,070	465,840	7,648

# SARI/ILI surveillance summary, Week-49, 2021 (229 Sentinel Sites)

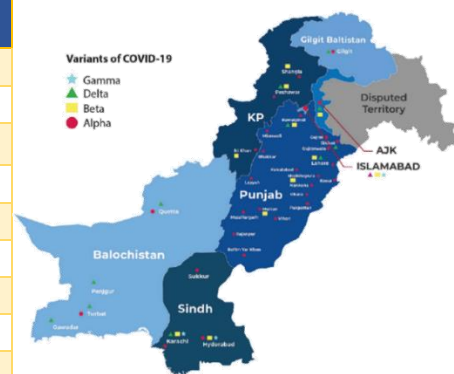
Province	SARI Cases					ILI Cases					Contact Tracing					Sentinel Sites			Bed Occupancy		
	Week-49					Week-49					Week-49					Week-49			Week-49		
	SARI Reported	Tested		Lab Positive		ILI Reported	Tested		Lab Positive		Contact Identified	Contact Lab Tested		Contact Lab Positive		Total Sentinel Sites	Sites Reported		Total Allocated Beds	Occupied Beds	
		No	%	No	%		No	%	No	%		No	%	No	%		No	%		No	%
Islamabad	59	59	100.0	3	5.1	365	310	84.9	8	2.6	25	21	84.0	4	19.0	7	7	100.0	502	73	14.5
Punjab	1041	1041	100.0	19	1.8	2245	1917	85.4	28	1.5	1492	1492	100.0	10	0.7	50	50	100.0	4154	251	6.0
Sindh	881	881	100.0	50	5.7	2098	1092	52.0	72	6.6	1937	1518	78.4	180	11.9	65	65	100.0	2431	377	15.5
KP	156	156	100.0	32	20.5	2937	2886	98.3	73	2.5	1323	1311	99.1	11	0.8	30	30	100.0	1666	134	8.0
Balochistan	145	116	80.0	11	9.5	998	360	36.1	22	6.1	245	220	89.8	17	7.7	44	44	100.0	157	49	31.2
AJK	46	44	95.7	4	9.1	280	244	87.1	4	1.6	207	207	100.0	8	3.9	20	13	65.0	647	20	3.1
GB	5	5	100.0	0	0.0	17	17	100.0	0	0.0	0	0	0.0	0	0.0	13	13	100.0	51	0	0.0
<b>Total</b>	<b>2333</b>	<b>2302</b>	<b>98.7</b>	<b>119</b>	<b>5.2</b>	<b>8940</b>	<b>6826</b>	<b>76.4</b>	<b>207</b>	<b>3.0</b>	<b>5229</b>	<b>4769</b>	<b>91.2</b>	<b>230</b>	<b>4.8</b>	<b>229</b>	<b>222</b>	<b>96.9</b>	<b>9608</b>	<b>904</b>	<b>9.4</b>

## COVID-19 Vaccination status by province and vaccine doses



## COVID-19 sequenced genomes

Province	Wild Type	ALPHA	BETA	GAMMA	DELTA	DELTA +	Omicron	Total
Punjab	46	371	16	01	461	-	-	930
Sindh	77	121	235	34	364	-	01	864
KP	28	48	06	-	24	-	-	106
Baluchistan	07	03	18	-	56	-	-	84
Islamabad	246	135	19	01	904	03	-	1,308
Gilgit	05	-	-	-	15	-	-	20
AJK	04	04	01	-	2	-	-	11
Unspecified	27	44	15	01	31	-	-	118
<b>Totals</b>	<b>440</b>	<b>726</b>	<b>310</b>	<b>37</b>	<b>1,857</b>	<b>03</b>	<b>01</b>	<b>3,442</b>



Data Source: GISAID : <https://www.gisaid.org>, National Institute of Health, Pakistan, Aga Khan University hospital, Karachi.

The reported data is inclusive of PCR based genotyping for SARS-CoV2 variants and Whole Genome Sequencing information. Variant of Interest data is not including in this report.

### Contact Details

#### Dr Palitha Mahipala

WHO Representative  
WHO Country Office  
Islamabad – Pakistan  
Tel: +92 51 9255183  
Email: mahipalap@who.int

#### Dr Michael Lukwiya

Incident Manager  
WHO Country Office  
Islamabad - Pakistan  
Tel: +92 51 9255184  
Email: lukwiyam@who.int