



WHO PAKISTAN COVID-19 SITUATION REPORT

Friday, 13th May 2022 (02 Years & 77 Days)

COVID-19 PREVENTIVE MEASURES



WEAR A **FACE MASK** PROPERLY



WASH YOUR HANDS **WITH SOAP & WATER**



GET **VACCINATED**



PRACTICE PHYSICAL **DISTANCING**

PAKISTAN SNAPSHOT (LAST 24hr)



18,467
Suspected



18,165
Tests



93
Confirmed



58
Recovered

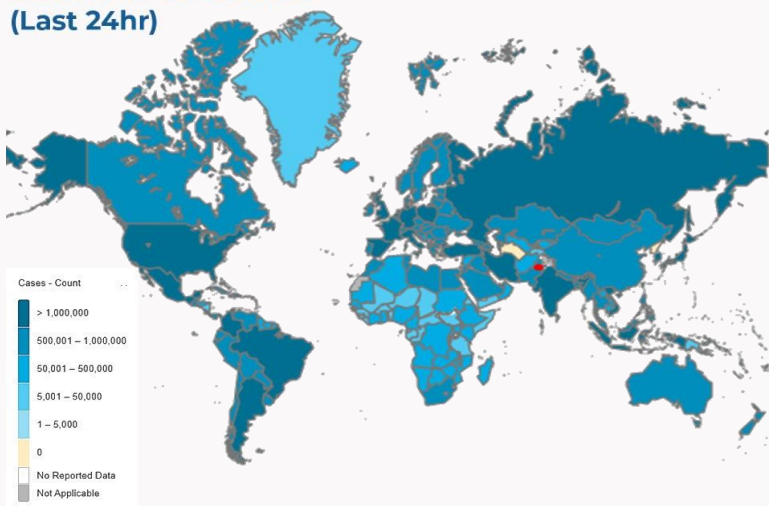


115
Critical



00
Deaths

GLOBAL UPDATES (Last 24hr)



363,925 Confirmed
1,373 Deaths
-32.25% Daily Changes
95.11% Daily Changes
11,655,356,423 Vaccine doses
 As on 4th May 2022

PAKISTAN COVID-19 SNAPSHOT (Cumulative)

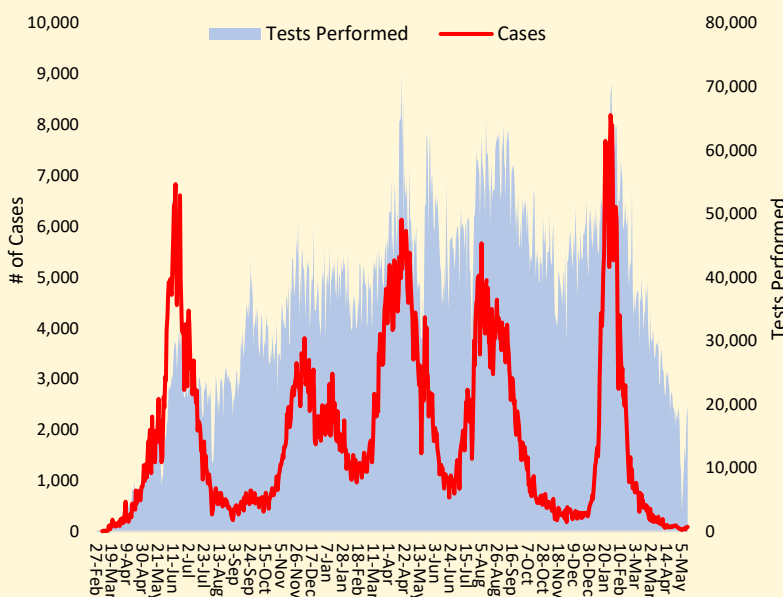
102,490,951 Suspected
28,318,542 Tests
1,529,082 Confirmed
1,495,440 Recovered
3,266 Active
30,376 Deaths

PAKISTAN VACCINE STATS

As on 1st May 2022

First Dose 134,504,257
Last 24 hrs: 27,283
Fully Vaccinated 118,579,990
Last 24 hrs: 94,266
Booster Dose 7,186,014
Last 24 hrs: 35,000
Total Doses Administered 246,919,325
Last 24 hrs: 150,337

Daily Confirmed cases and Lab. Tests (From 27 Feb 2020 till date)



Positivity Rate by Major Cities/Districts

Districts	Daily Trend	Test Conducted (Last 24hrs)	Positive Cases (Last 24hrs)	Positivity Rate (%)
Abbottabad		150	2	1.3%
Swat		623	0	0.0%
Peshawar		841	1	0.1%
Faisalabad		351	1	0.3%
Gujranawala		176	1	0.6%
Gujrat		74	0	0.0%
Lahore		1684	25	1.5%
Multan		140	0	0.0%
Rawalpindi		1130	3	0.3%
Islamabad		1501	7	0.5%
Karachi		339	10	2.9%
Hyderabad		886	2	0.2%
Mirpur		33	0	0.0%
Muzaffarabad		47	1	2.1%

FUNDS

Funds Requested for 2022: 14 million USD
Gaps: 10.46 million USD

WHO appreciates the contribution of donors: (UNOCHA, USAID, Republic of Korea, BPRM)



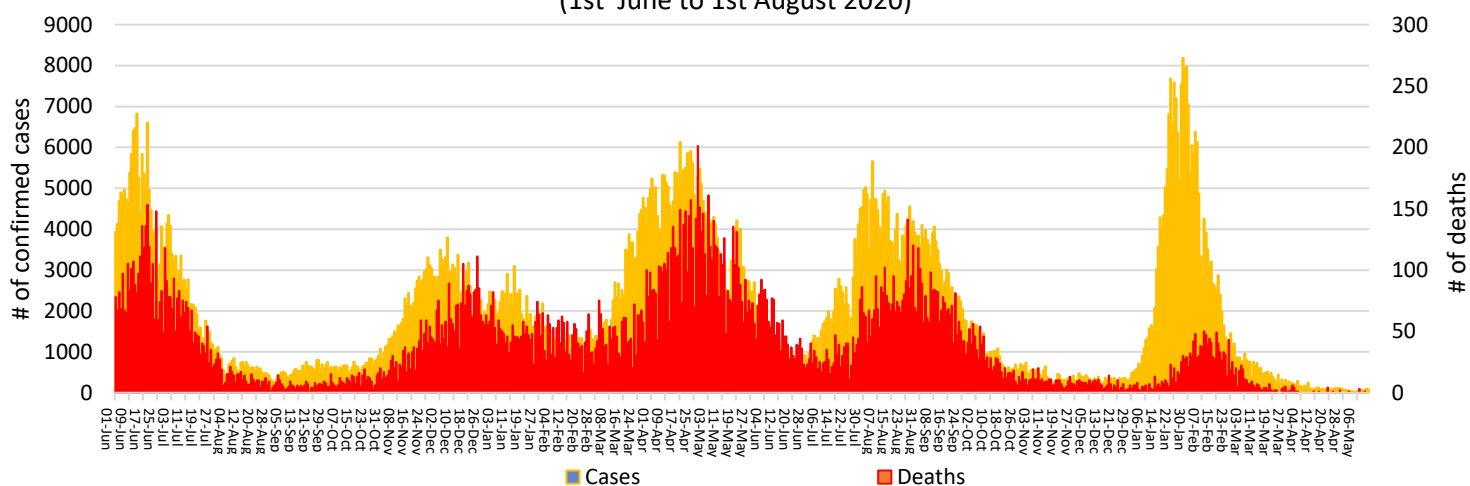
On 12th May 2022, WHO Country Representative Pakistan Dr Palitha Mahipala met Professor Muhammad Umar, Vice Chancellor Rawalpindi Medical University & participated as Chief Guest in a walk to commemorate International Nurses Day. The ceremony took place at the Rawalpindi Medical University. During his speech, Dr Palitha Mahipala highlight the crucial role of nurses as they are the backbone of health service delivery. They sacrifice their own lives for the well-being of people and their kindness & selfless services are matchless.

Professor Muhammad Umar, Vice Chancellor Rawal Medical University thanked Dr Palitha for WHO support for strengthening of nursing profession and agreed for MoU between WHO & RMU to initiate training program of specialized postgraduate diploma for nurses. They pledged to working together for the benefit of Pakistan.

Daily Incidence and Deaths

From 27th Feb 2020 till data

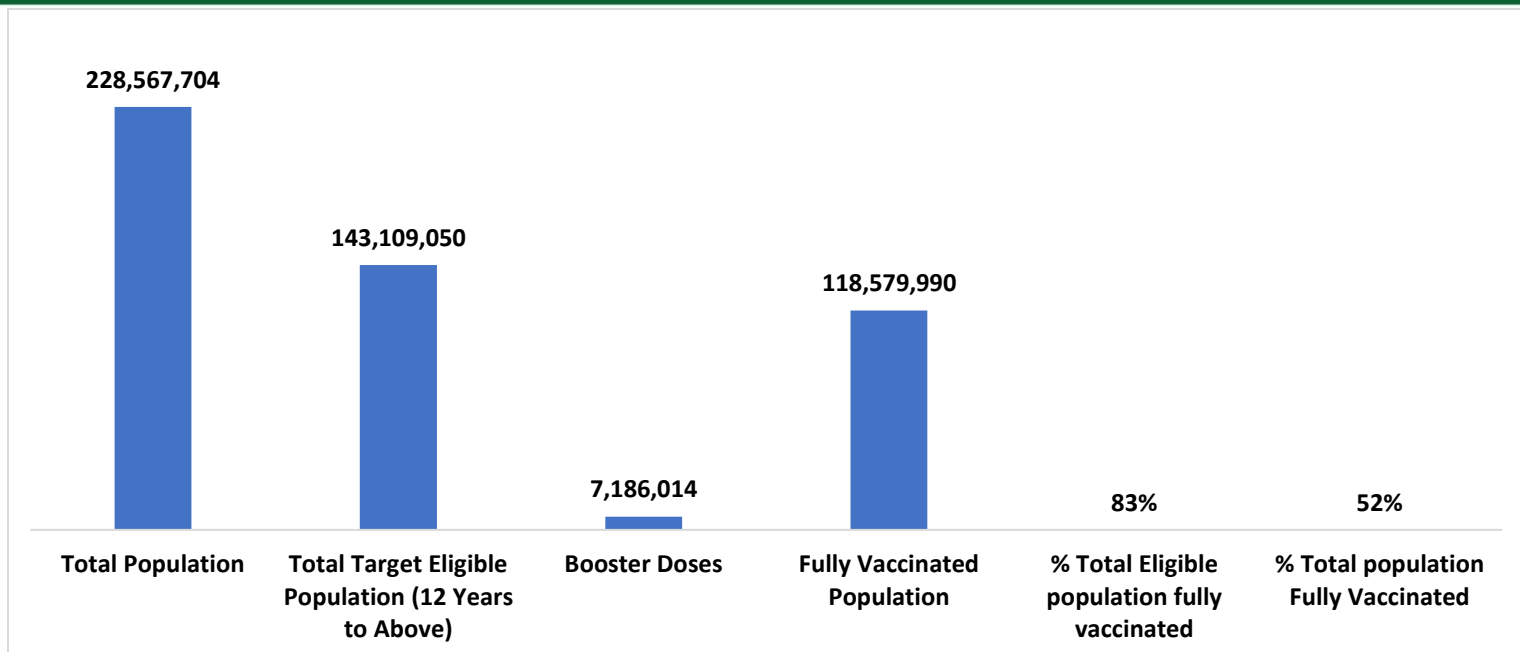
Daily Incidence and mortality of COVID-19 in Paksitan
(1st June to 1st August 2020)



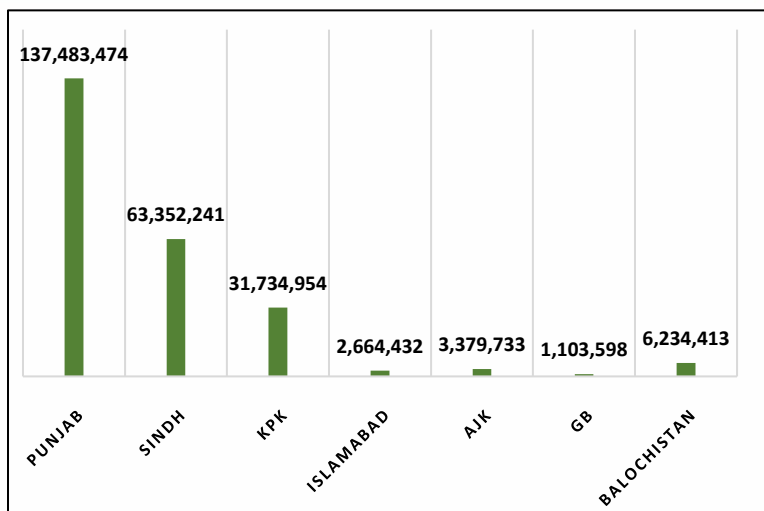
Summary Table (Major Cities /Districts)

Districts	Hospitalized				Home or elsewhere Isolation
	Stable	On low flow oxygen	On High flow oxygen	On Vent	
Mirpur	00	00	00	00	01
Muzaffarabad	00	00	00	00	01
Quetta	00	00	00	00	01
Gilgit	00	00	00	00	04
Islamabad	00	03	05	00	92
Abbottabad	00	00	04	00	01
Peshawar	00	04	02	01	86
Swat	00	00	00	00	34
Bahawalpur	00	00	00	00	03
Faisalabad	00	01	00	02	05
Gujranwala	00	00	00	00	00
Lahore	00	00	06	08	87
Multan	07	00	00	00	10
Rawalpindi	00	00	00	00	00
Hyderabad	00	00	00	00	203
Karachi	00	09	22	00	985

COVID-19 Vaccine Doses Analysis

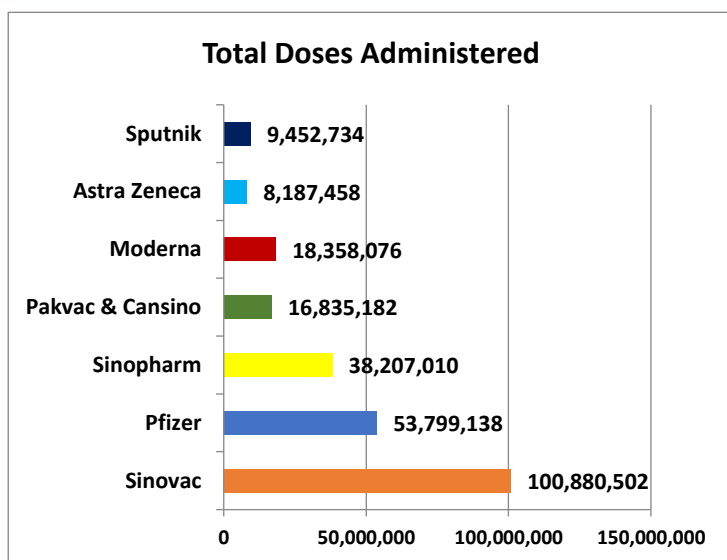


COVID-19 Vaccination status by province



Vaccination Targets-2022 Pakistan

COVID-19 Vaccination by vaccine doses



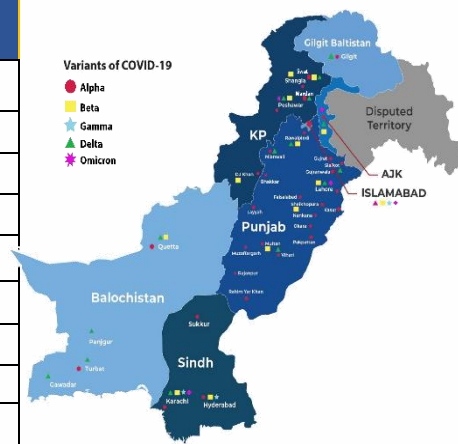
Target	Eligible Population	Total Target Min 1 Dose	% Of Eligible Population	% Of Total Population	Total Target Fully Vax	% Of Eligible Population	% Of Total Population
Summary							
March -22	153.6	130 Mn	85%	57%	110 Mn	72%	48%
Jun-22	197.3 Mn	165 Mn	84%	72%	141 Mn	71%	61%
12+ Population							
March -22	153.6	130 Mn	85%	57%	110 Mn	72%	48%
June - 22	153.6	138 Mn	90%	60%	123 Mn	80%	54%
5-11 years Population							
June - 22	43.7 Mn	27 Mn	62%		18 Mn	41%	

SARI/ILI surveillance summary, Week-18, 2022 (179 Sentinel Sites)

Province	SARI Cases					ILI Cases					Contact Tracing					Sentinel Sites			Bed Occupancy		
	Week-18					Week-18					Week-18					Week-18			Week-18		
	SARI Reported	Tested		Lab Positive		ILI Reported	Tested		Lab Positive		Contact Identified	Contact Lab Tested		Contact Lab Positive		Total Sentinel Sites	Sites Reported		Total Allocated Beds	Occupied Beds	
		No	%	No	%		No	%	No	%		No	%	No	%		No	%		No	%
Islamabad	9	9	100.0	0	0.0	79	75	94.9	1	1.3	145	136	93.8	1	0.7	7	7	100.0	466	3	0.6
Punjab	678	678	100.0	6	0.9	1409	1309	92.9	15	1.1	260	209	80.4	3	1.4	53	53	100.0	2544	3	0.1
Sindh	366	366	100.0	6	1.6	520	309	59.4	3	1.0	62	58	93.5	1	1.7	22	22	100.0	2030	18	0.9
KP	9	9	100.0	2	22.2	93	63	67.7	9	14.3	36	36	100.0	2	5.6	30	30	100.0	1448	13	0.9
Balochistan	163	131	80.4	0	0.0	692	380	54.9	0	0.0	210	88	41.9	0	0.0	44	44	100.0	94	22	23.4
AJK	54	20	37.0	0	0.0	73	12	16.4	0	0.0	0	0	0.0	0	0.0	10	10	100.0	100	0	0.0
GB	0	0	0.0	0	0.0	0	0	0.0	0	0.0	0	0	0.0	0	0.0	13	13	100.0	51	0	0.0
Total	1279	1213	94.8	14	1.2	2866	2148	74.9	28	1.3	713	527	73.9	7	1.3	179	179	100.0	6733	59	0.9

COVID-19 sequenced genomes

Province	Wild Type	ALPHA	BETA	GAMMA	DELTA	DELTA +	Omicron	Total
Punjab	46	371	16	1	610		3150	4194
Sindh	77	121	235	34	545		910	1922
KP	28	48	6		65		530	677
Baluchistan	7	3	18	-	76		4	108
Islamabad	248	2789	19	1	4975	3	1645	9680
Gilgit	5	-	-	-	40		127	172
AJK	4	4	1	-	26		175	210
Unspecified	27	44	15	1	31			118
Totals	442	3380	310	37	6368	3	6541	17081



Data Source: GISAID : <https://www.gisaid.org>, National Institute of Health, Pakistan, Aga Khan University hospital, Karachi. The reported data is inclusive of PCR based genotyping for SARS-CoV2 variants and Whole Genome Sequencing information. Variant of Interest data is not including in this report.

Summary Table by Province

Provinces	Lab Status				Hospitalized				Home Isolation	Total Recovered	Total Deaths
	Tested		Positive		Stable	Oxygen		On Vent.			
	Last 24hrs	Total (PCR+RA)	Last 24hrs	Total		On low flow	On High flow				
AJK	177	414,074	01	43,315	00	00	00	00	04	42,519	792
Balochistan	144	541,595	01	35,487	00	00	00	00	01	35,108	378
GB	325	266,648	00	11,745	00	00	00	00	04	11,550	191
Islamabad	1,501	2,813,005	07	135,275	00	03	05	00	92	134,151	1,024
KP	4,039	4,806,423	14	219,582	00	23	28	01	282	212,924	6,324
Punjab	8,434	11,114,683	45	506,640	07	04	10	10	1,145	491,902	13,562
Sindh	3,545	8,362,114	25	577,038	00	09	22	00	1,616	567,286	8,105

Contact Details

Dr Palitha Mahipala

WHO Representative
WHO Country Office
Islamabad – Pakistan
Tel: +92 51 9255183
Email: mahipalap@who.int

Dr Michael Lukwiya

Incident Manager
WHO Country Office
Islamabad - Pakistan
Tel: +92 51 9255184
Email: lukwiyam@who.int