




WHO PAKISTAN COVID-19 SITUATION REPORT

Thursday, 12th May 2022 (2 Years & 75 Days)

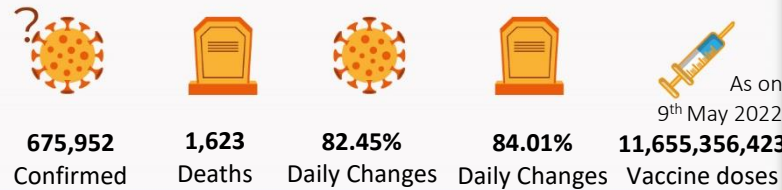
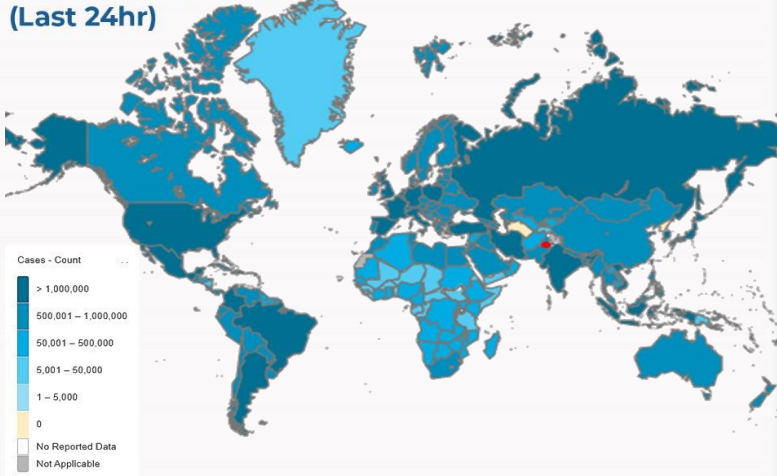
COVID-19 PREVENTIVE MEASURES

- WEAR A **FACE MASK** PROPERLY
- WASH YOUR HANDS **WITH SOAP & WATER**
- GET **VACCINATED**
- PRACTICE PHYSICAL **DISTANCING**


PAKISTAN SNAPSHOT (LAST 24hr)



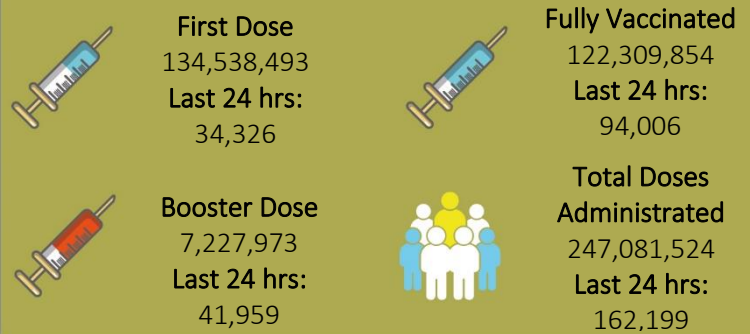
GLOBAL UPDATES (Last 24hr)



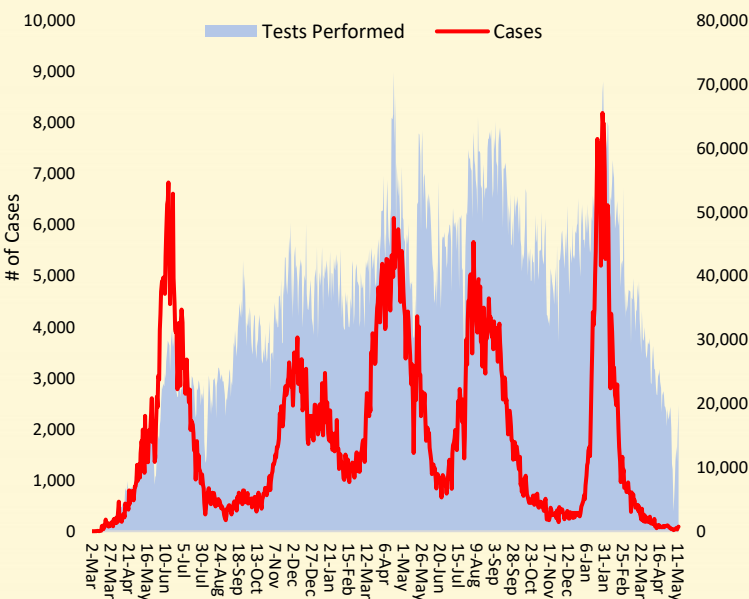
PAKISTAN COVID-19 SNAPSHOT (Cumulative)



PAKISTAN VACCINE STATS



Daily Confirmed cases and Lab. Tests (From 02 Mar 2020 till date)



Positivity Rate by Major Cities/Districts

Districts	Daily Trend	Test Conducted (Last 24hrs)	Positive Cases (Last 24hrs)	Positivity Rate (%)
Abbottabad		17	0	0.0%
Swat		644	0	0.0%
Peshawar		735	1	0.1%
Faisalabad		399	0	0.0%
Gujranawala		363	0	0.0%
Gujrat		52	0	0.0%
Lahore		2478	42	1.7%
Multan		285	3	1.1%
Rawalpindi		1092	0	0.0%
Islamabad		1820	19	1.0%
Karachi		247	11	4.5%
Hyderabad		3	0	0.0%
Mirpur		40	0	0.0%
Muzaffarabad		53	0	0.0%

FUNDS

Funds Requested for 2022: 14 million USD
Gaps: 10.46 million USD

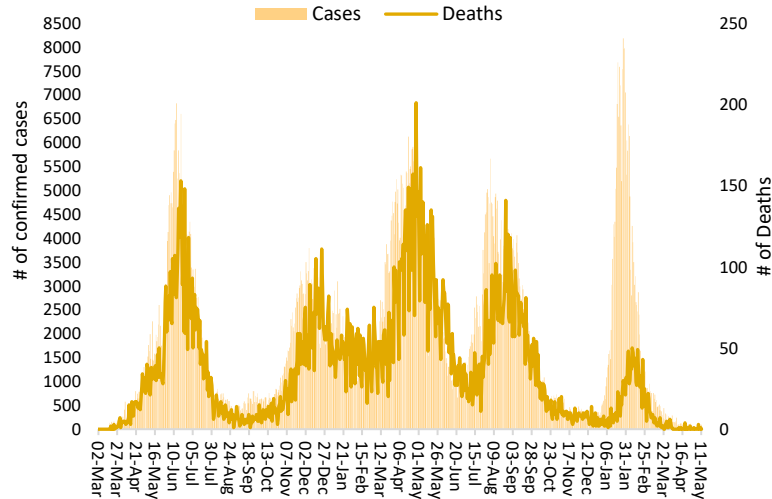
WHO appreciates the contribution of donors:
(UNOCHA, USAID, Republic of Korea, BPRM)



On 12th May 2022, WHO Country Representative Pakistan Dr Palitha Mahipala met with Dr Shaista Habibullah, Director of Central Health Establishment. Following the meeting WR handed over medical supplies and IT equipment to the Central Health Establishment (CHE) for Point of Entries (POEs) to enhance screening and case management facilities within the IHR core capacities and streamline technical capacities in accordance with best practices standards at priority POEs. The ceremony took place at the WHO Country Office in Islamabad. In his speech, Dr Palitha noted that these contributions demonstrated WHO's commitment to creating models of POEs with sustainable capability for responding to the alert and emergencies, effective functionality, clarity about the role and addressing of multi-sectoral collaboration. Director CHE Dr. Shaista Habibullah thanked Dr Palitha for the donation and praised WHO Pakistan for its assistance. They pledged to working together for the benefit of Pakistan.

Daily Incidence and Deaths

From 02 Mar 2020 till dates



Summary Table by Province

Summary Table (Major Cities /Districts)

Districts	Hospitalized				Home or elsewhere Isolation
	Stable	On low flow oxygen	On High flow oxygen	On Vent	
Mirpur	00	00	00	00	01
Muzaffarabad	00	00	00	00	00
Quetta	00	00	00	00	00
Gilgit	00	00	00	00	04
Islamabad	00	03	04	00	90
Abbottabad	00	00	02	00	02
Peshawar	00	02	01	01	88
Swat	00	00	00	00	34
Bahawalpur	00	00	00	00	03
Faisalabad	00	01	01	01	07
Gujranwala	00	00	00	00	00
Lahore	01	01	06	09	78
Multan	07	00	00	00	00
Rawalpindi	00	00	00	00	02
Hyderabad	00	00	00	00	201
Karachi	00	09	19	00	975

Provinces	Lab Status				Hospitalized				Home Isolation	Total Recovered	Total Deaths
	Tested		Positive		Stable	Oxygen		On Vent.			
	Last 24hrs	Total (PCR+RA)	Last 24hrs	Total		On low flow	On High flow				
AJK	150	413,897	00	43,314	00	00	00	00	03	42,519	792
Balochistan	113	541,451	00	35,486	00	00	00	00	00	35,108	378
GB	328	266,323	00	11,745	00	00	00	00	04	11,550	191
Islamabad	1,820	2,811,504	19	135,268	00	03	04	00	90	134,147	1,024
KP	4,340	4,802,384	08	219,568	00	17	24	01	283	212,919	6,324
Punjab	10,928	11,106,249	48	506,595	08	05	12	10	1,128	491,870	13,562
Sindh	2,013	8,358,599	15	577,013	00	09	19	00	1,594	567,286	8,105

Contact Details

Dr Palitha Mahipala

WHO Representative
WHO Country Office
Islamabad – Pakistan
Tel: +92 51 9255183
Email: mahipalap@who.int

Dr Michael Lukwiyia

Incident Manager
WHO Country Office
Islamabad - Pakistan
Tel: +92 51 9255184
Email: lukwiyam@who.int