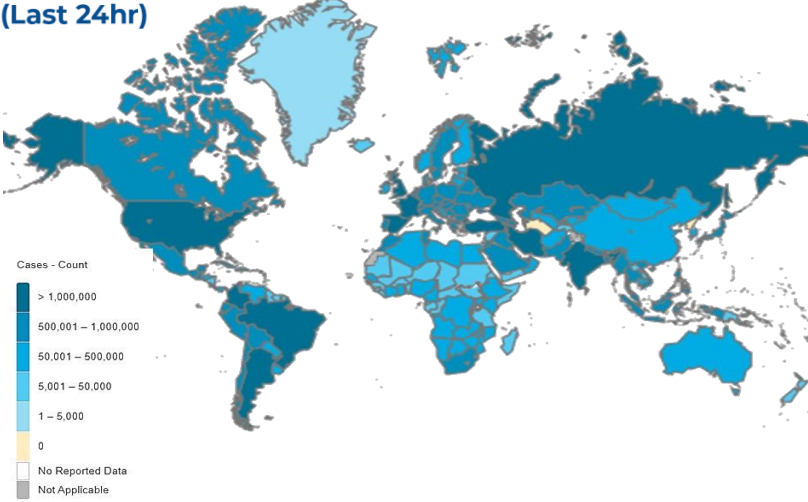
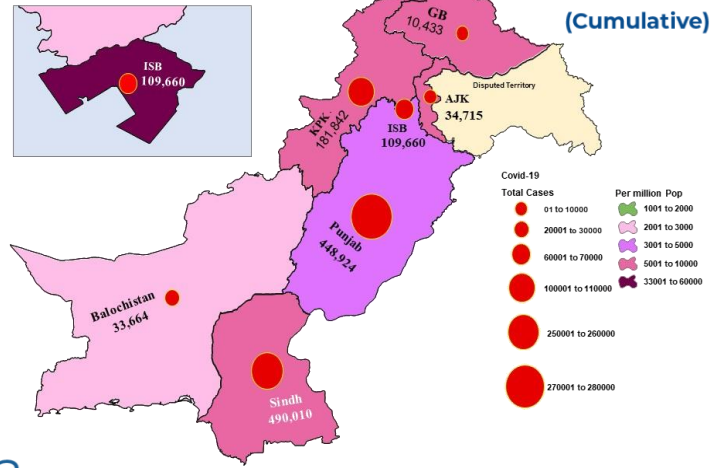




**GLOBAL UPDATES (Last 24hr)**



**PAKISTAN COVID-19 SNAPSHOT (Cumulative)**



<b>1,738,701</b> Confirmed	<b>5,150</b> Deaths	<b>-15.86%</b> Daily Changes	<b>18.03%</b> Daily Changes	<b>9,194,549,698</b> Vaccine doses	<b>23,120,725</b> Suspected	<b>23,935,232</b> Tests	<b>1,309,248</b> Confirmed
<b>1,259,699</b> Recovered	<b>20,562</b> Active	<b>28,987</b> Deaths					

**PAKISTAN SNAPSHOT (LAST 24hr)**

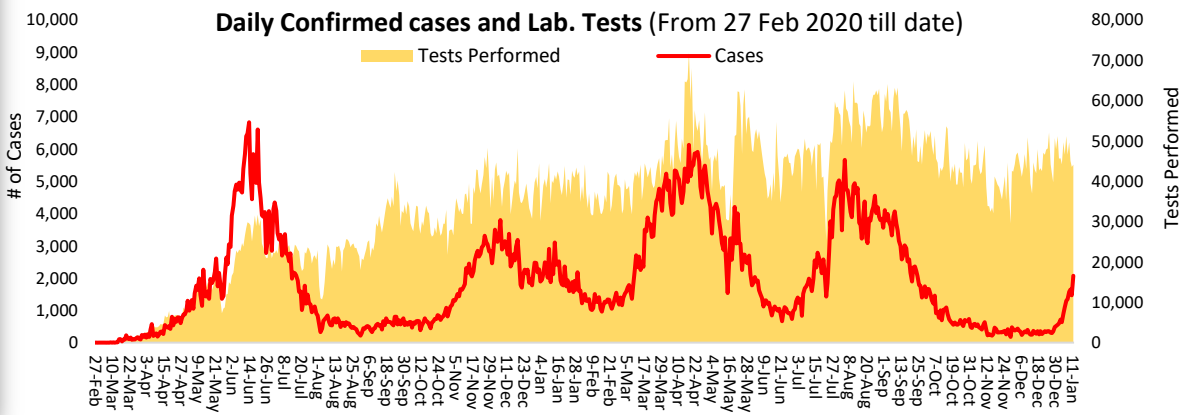
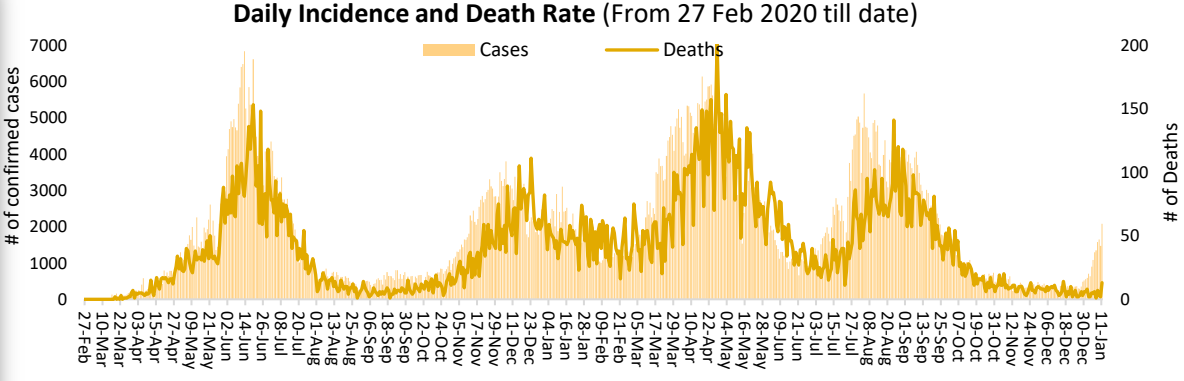
<b>44,373</b> Suspected	<b>44,120</b> Tests	<b>2,074</b> Confirmed	<b>446</b> Recovered	<b>628</b> Critical	<b>13</b> Deaths
----------------------------	------------------------	---------------------------	-------------------------	------------------------	---------------------

**PAKISTAN VACCINE STATS**

First Dose: 100,410,291  
Last 24 hrs: 331,511

Fully Vaccinated: 75,225,220  
Last 24 hrs: 496,717

Total Doses Administrated: 163,648,656  
Last 24 hrs: 826,996





World Health Organization Pakistan and United Nations Office for the Coordination of Humanitarian Affairs (UNOCHA) conducted a joint review mission in December 2021 to Balochistan and Khyber Pakhtunkhwa. A three-member team visited Swat KP on 15 December and Chaman/Kila Abdullah Balochistan on 27 December 2021.

The purpose of the mission was to assess the progress of implementation of the UNOCHA managed Pakistan Humanitarian Pool Fund in Saidu Sharif Teaching Hospital Swat-KP and DHQ hospital Chaman/ Kila Abdullah Balochistan.

During the visit, the mission met with project beneficiaries and key stakeholders who provided feedback on the provision of healthcare services. The team monitored and verified reported results of health projects, conducted financial spot checks, identified gaps, and suggested corrective measures.

Positivity Rate by Major Cities/Districts

Districts	Daily Trend	Test Conducted (Last 24hrs)	Positive Cases (Last 24hrs)	Positivity Rate (%)
Abbottabad		207	0	0.0%
Swat		1738	2	0.1%
Peshawar		1021	36	3.5%
Faisalabad		649	5	0.8%
Gujranawala		375	1	0.3%
Gujrat		528	0	0.0%
Lahore		4936	353	7.2%
Multan		870	2	0.2%
Rawalpindi		1428	58	4.1%
Islamabad		3616	165	4.6%
Karachi		6048	1223	20.2%
Hyderabad		1327	44	3.3%
Mirpur		30	3	10.0%
Muzaffarabad		20	0	0.0%

Summary Table (Major Cities /Districts)

Districts	Hospitalized				Home or elsewhere Isolation
	Stable	On low flow oxygen	On High flow oxygen	On Vent	
Mirpur	01	02	01	00	21
Muzaffarabad	00	00	00	00	00
Quetta	00	00	01	00	21
Gilgit	00	00	00	00	04
Islamabad	02	24	32	09	885
Abbottabad	00	02	05	00	22
Peshawar	00	22	37	12	204
Swat	00	02	01	00	08
Bahawalpur	01	03	00	00	97
Faisalabad	00	04	21	01	198
Gujranwala	00	03	00	00	91
Lahore	11	07	58	28	401
Multan	05	00	00	03	103
Rawalpindi	00	04	14	01	109
Hyderabad	01	02	00	00	663
Karachi	05	79	50	17	8,211

Summary Table by Province

Provinces	Lab Status				Hospitalized				Home Isolation	Total Recovered	Total Deaths
	Tested		Positive		Stable	Oxygen		On Vent.			
	Last 24hrs	Total (PCR+RA)	Last 24hrs	Total		On low flow	On High flow				
AJK	459	335,611	07	34,715	01	02	01	00	37	33,926	748
Balochistan	284	499,454	03	33,664	00	00	01	00	33	33,263	367
GB	219	224,443	00	10,433	00	00	00	00	04	10,243	186
Islamabad	3,616	2,446,507	165	109,660	02	24	32	09	885	107,741	967
KP	8,062	3,945,700	52	181,842	00	59	68	14	450	175,306	5,945
Punjab	18,966	9,122,027	445	448,924	24	78	145	37	5,545	430,012	13,083
Sindh	12,514	7,361,490	1,402	490,010	128	82	59	17	12,825	469,208	7,691

Contact Details

**Dr Palitha Mahipala**  
 WHO Representative  
 WHO Country Office  
 Islamabad – Pakistan  
 Tel: +92 51 9255183  
 Email: mahipalap@who.int

**Dr Michael Lukwiya**

Incident Manager  
 WHO Country Office  
 Islamabad - Pakistan  
 Tel: +92 51 9255184  
 Email: lukwiyam@who.int