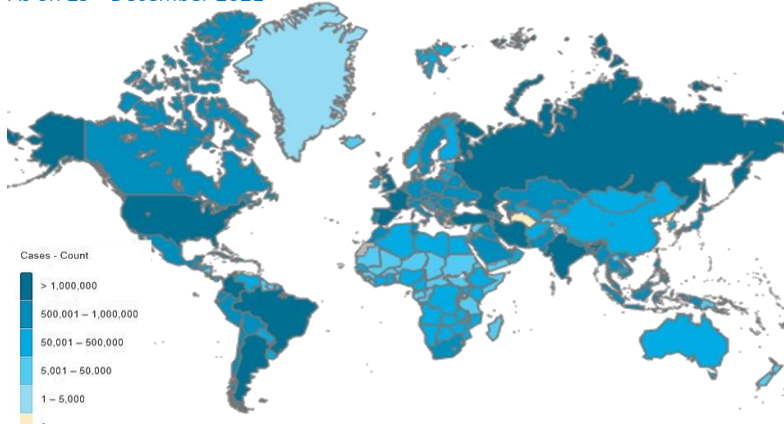


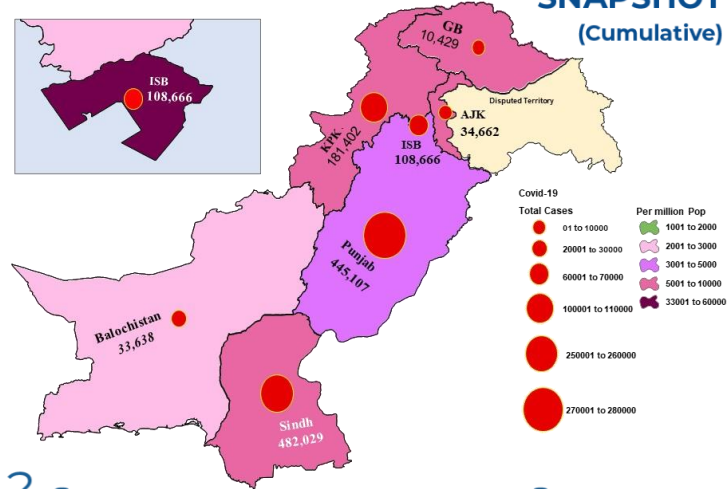


GLOBAL UPDATES

As on 29th December 2021



PAKISTAN COVID-19 SNAPSHOT (Cumulative)



455,944 Confirmed	4,501 Deaths	34.15% Daily Changes	18.82% Daily Changes	8,687,201,202 Vaccine doses	22,624,979 Suspected	23,423,546 Tests	1,295,933 Confirmed
1,256,816 Recovered	10,184 Active	28,933 Deaths					

PAKISTAN SNAPSHOT (LAST 24hr)

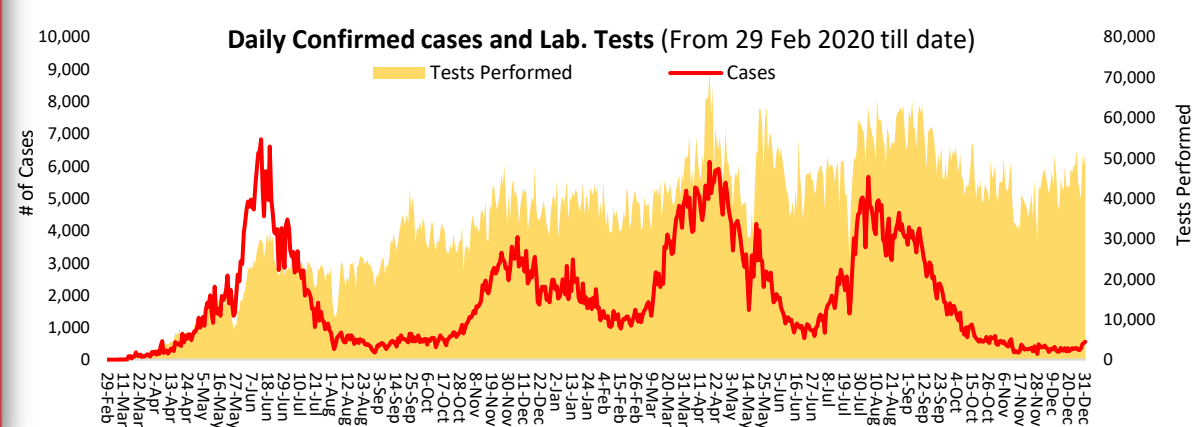
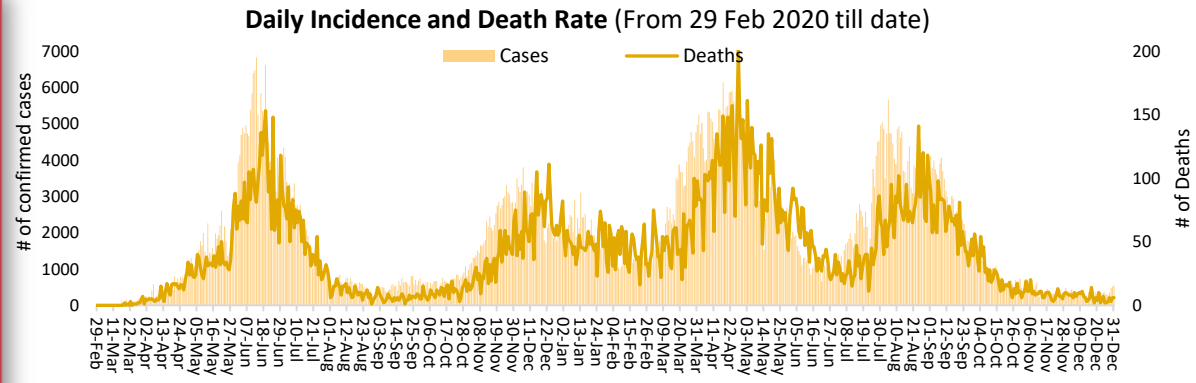
49,392 Suspected	51,141 Tests	556 Confirmed	479 Recovered	629 Critical	06 Deaths
----------------------------	------------------------	-------------------------	-------------------------	------------------------	---------------------

PAKISTAN VACCINE STATS

First Dose: 96,980,678
Last 24 hrs: 927,315

Fully Vaccinated: 70,576,467
Last 24 hrs: 1,046,013

Total Doses Administrated: 156,623,021
Last 24 hrs: 1,599,380





Happy New Year

ANOTHER YEAR, ANOTHER RESOLVE!



Dear All

Let me extend warm wishes and facilitations to all our partners, donors and stakeholders, at the advent of 2022! I hope and pray that this year brings us health and happiness all over the world.



On this happy occasion, I would like to urge you all to continue observing hygiene practices i.e. wear a mask, wash hands, observe physical distance and get vaccinated to save ourselves and our loved ones from COVID-19 virus.

No One is Safe, Until Every One is Safe.

Wishing you a Happy New Year with the hope that you will have many blessings in the years to come.

DR PALITHA MAHIPALA
WHO Representative in Pakistan

Positivity Rate by Major Cities/Districts

Summary Table (Major Cities /Districts)

Districts	Daily Trend	Test Conducted (Last 24hrs)	Positive Cases (Last 24hrs)	Positivity Rate (%)
Abbottabad		1028	6	0.6%
Swat		1104	0	0.0%
Peshawar		1090	21	1.9%
Faisalabad		1085	0	0.0%
Gujranawala		702	2	0.3%
Gujrat		97	0	0.0%
Lahore		5094	114	2.2%
Multan		412	2	0.5%
Rawalpindi		1226	4	0.3%
Islamabad		5000	48	1.0%
Karachi		3376	160	4.7%
Hyderabad		822	11	1.3%
Mirpur		44	1	2.3%
Muzaffarabad		37	0	0.0%

Districts	Hospitalized				Home or elsewhere Isolation
	Stable	On low flow oxygen	On High flow oxygen	On Vent	
Mirpur	00	00	02	00	04
Muzaffarabad	00	00	00	00	02
Quetta	00	00	05	00	15
Gilgit	00	00	00	00	00
Islamabad	00	30	27	04	262
Abbottabad	00	01	01	00	10
Peshawar	00	32	41	14	180
Swat	00	01	00	00	03
Bahawalpur	01	06	00	00	33
Faisalabad	00	05	20	02	2,512
Gujranwala	00	00	02	00	00
Lahore	03	02	41	28	2,434
Multan	07	01	00	00	1,030
Rawalpindi	01	07	13	00	160
Hyderabad	02	02	00	00	539
Karachi	02	56	44	20	2,592

Summary Table by Province

Provinces	Lab Status				Hospitalized				Home Isolation	Total Recovered	Total Deaths
	Tested		Positive		Stable	Oxygen		On Vent.			
	Last 24hrs	Total (PCR+RA)	Last 24hrs	Total		On low flow	On High flow				
AJK	479	330,887	02	34,662	00	00	03	00	26	33,887	746
Balochistan	544	496,036	05	33,638	00	00	05	00	67	33,202	364
GB	379	222,010	00	10,429	00	00	00	00	02	10,241	186
Islamabad	5,000	2,400,509	48	108,666	00	30	27	04	262	107,376	967
KP	11,409	3,845,779	32	181,402	00	77	76	15	407	174,897	5,930
Punjab	18,042	8,921,870	130	445,107	27	82	139	35	2518	429,236	13,070
Sindh	15,288	7,206,455	339	482,029	39	60	56	20	6207	467,977	7,670

Contact Details

Dr Palitha Mahipala
WHO Representative
WHO Country Office
Islamabad – Pakistan
Tel: +92 51 9255183
Email: mahipalap@who.int

Dr Michael Lukwiya

Incident Manager
WHO Country Office
Islamabad - Pakistan
Tel: +92 51 9255184
Email: lukwiyam@who.int