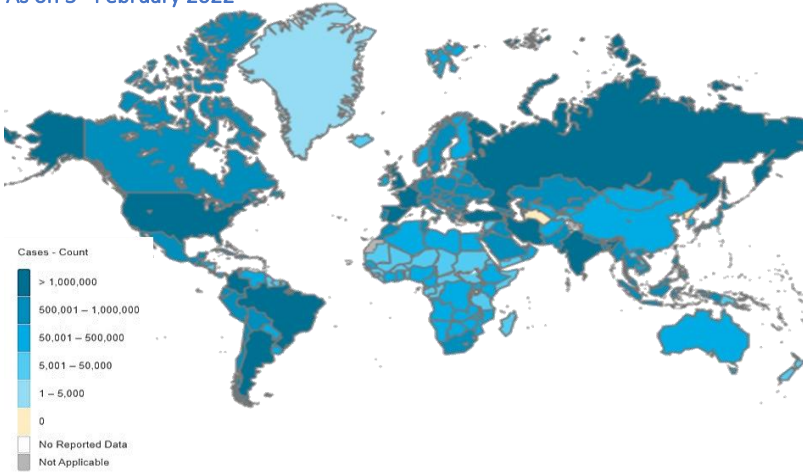


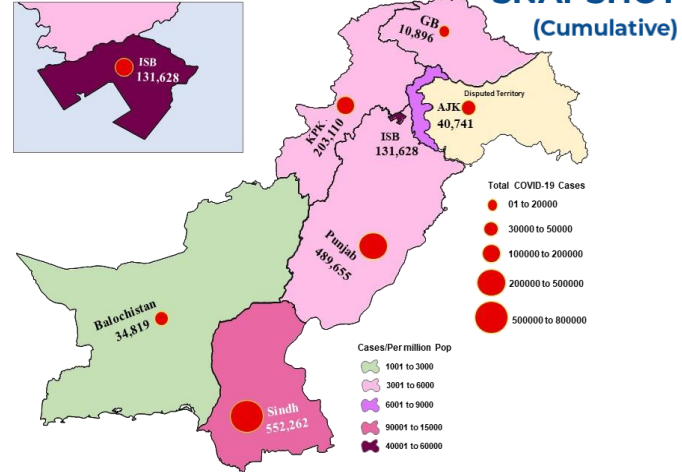


**GLOBAL UPDATES**

As on 5<sup>th</sup> February 2022



**PAKISTAN COVID-19 SNAPSHOT (Cumulative)**



<b>2,871,646</b> Confirmed	<b>11,527</b> Deaths	<b>-7.97%</b> Daily Changes	<b>-9.88%</b> Daily Changes	<b>10,040,768,270</b> Vaccine doses	<b>24,558,144</b> Suspected	<b>25,422,966</b> Tests	<b>1,463,111</b> Confirmed
<b>1,344,403</b> Recovered	<b>89,192</b> Active	<b>29,516</b> Deaths	<b>As on 1<sup>ST</sup> February 2022</b>				

**PAKISTAN SNAPSHOT (LAST 24hr)**

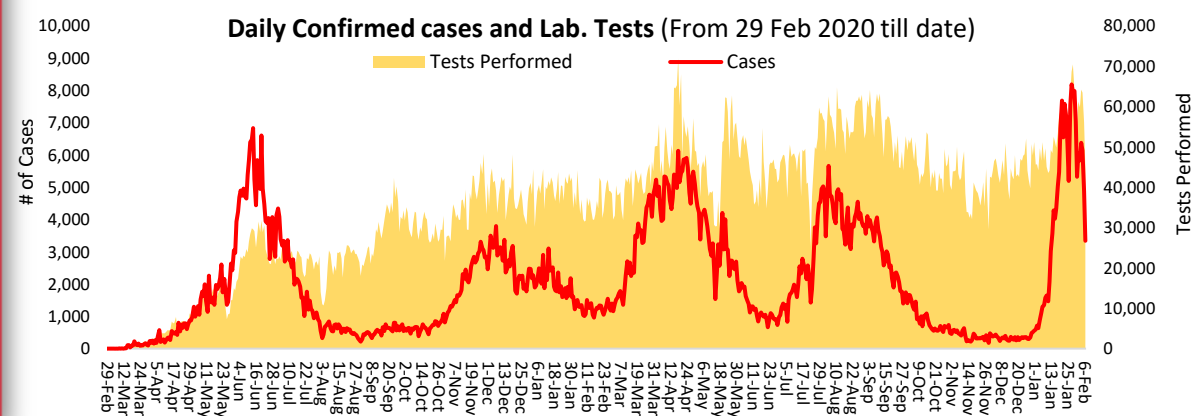
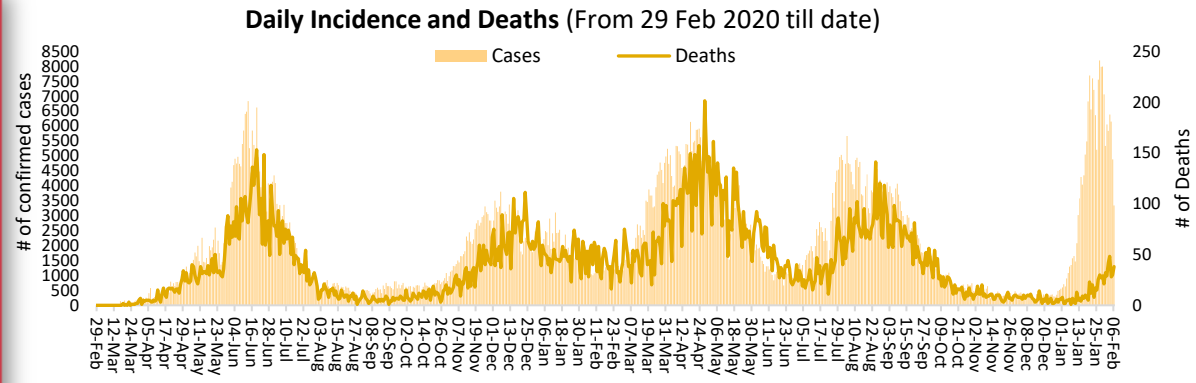
<b>42,578</b> Suspected	<b>44,779</b> Tests	<b>3,338</b> Confirmed	<b>4,905</b> Recovered	<b>1,684</b> Critical	<b>38</b> Deaths
----------------------------	------------------------	---------------------------	---------------------------	--------------------------	---------------------

**PAKISTAN VACCINE STATS**

**First Dose**  
110,213,721  
**Last 24 hrs:**  
1,059,292

**Fully Vaccinated**  
86,200,581  
**Last 24 hrs:**  
743,571

**Total Doses Administrated**  
185,979,557  
**Last 24 hrs:**  
1,842,955





On 07<sup>th</sup> February 2022, World Health Organization Pakistan in collaboration with Roots International Schools and Colleges carried out the “Wear Mask, Protect Pakistan” campaign at the Wellington Campus H-8 Islamabad. WHO Country Representative Pakistan Dr Palitha Mahipala led the campaign. WHE team lead Dr Michael Lukwiya, Cluster Leads and Technical Staff participated in the event. Objective of the campaign was to promote mask wearing and other COVID-19 prevention measures by involving school children.

During the visit, Dr Palitha and his team distributed masks and IEC material among the teachers and students and encouraged them to follow the preventive health measures. He also handed over 6000 face masks and IEC material to the principal Ms. Sobia Abid for further distribution.

Ms Sobia Abid, appreciated the support of WHO Pakistan for conducting the mask-wearing campaign and overall support during the COVID-19 Pandemic.

Positivity Rate by Major Cities/Districts

Districts	Weekly Trend	Test Conducted (Last 24hrs)	Positive Cases (Last 24hrs)	Positivity Rate (%)
Abbottabad		430	36	8.4%
Swat		654	17	2.6%
Peshawar		2084	341	16.4%
Faisalabad		1544	42	2.7%
Gujernawala		1069	52	4.9%
Gujrat		131	10	7.6%
Lahore		6767	596	8.8%
Multan		362	41	11.3%
Rawalpindi		1571	97	6.2%
Islamabad		3648	291	8.0%
Karachi		4359	486	11.1%
Hyderabad		859	140	16.3%
Mirpur		197	30	15.2%
Muzaffarabad		124	50	40.3%
Gilgit		120	0	0.0%
Skardu		27	0	0.0%

Summary Table (Major Cities /Districts)

Districts	Hospitalized				Home or elsewhere Isolation
	Stable	On low flow oxygen	On High flow oxygen	On Vent	
Mirpur	00	09	03	00	309
Muzaffarabad	00	05	08	00	752
Quetta	00	00	11	00	302
Gilgit	00	08	02	00	156
Islamabad	09	108	40	16	11,720
Abbottabad	00	10	30	00	572
Peshawar	00	47	150	16	6,516
Swat	00	02	10	00	155
Bahawalpur	00	17	00	06	17
Faisalabad	00	18	57	04	118
Gujranwala	00	04	05	03	25
Lahore	14	40	147	57	651
Multan	20	00	00	02	35
Rawalpindi	04	32	48	05	121
Hyderabad	07	11	12	02	3,101
Karachi	36	127	147	35	32,845

Summary Table by Province

Provinces	Lab Status				Hospitalized				Home Isolation	Total Recovered	Total Deaths
	Tested		Positive		Stable	Oxygen		On Vent.			
	Last 24hrs	Total (PCR+RA)	Last 24hrs	Total		On low flow	On High flow				
AJK	839	372,906	173	40,741	00	24	13	00	2,758	37,185	761
Balochistan	504	517,091	34	34,819	00	03	11	00	423	34,014	368
GB	327	233,950	05	10,896	00	08	02	00	312	10,385	189
Islamabad	3,648	2,618,055	291	131,628	09	108	40	16	11,720	118,747	988
KP	10,241	4,226,880	920	203,110	00	125	289	18	13,256	183,369	6,053
Punjab	18,830	9,698,635	1,052	489,655	52	212	370	85	15,434	460,250	13,252
Sindh	10,390	7,755,449	863	552,262	88	144	179	37	43,456	500,453	7,905

Contact Details

**Dr Palitha Mahipala**  
 WHO Representative  
 WHO Country Office  
 Islamabad – Pakistan  
 Tel: +92 51 9255183  
 Email: mahipalap@who.int

**Dr Michael Lukwiya**

Incident Manager  
 WHO Country Office  
 Islamabad - Pakistan  
 Tel: +92 51 9255184  
 Email: lukwiyam@who.int