




WHO PAKISTAN COVID-19 SITUATION REPORT

Friday, 6th May 2022 (02 Years & 70 Days)

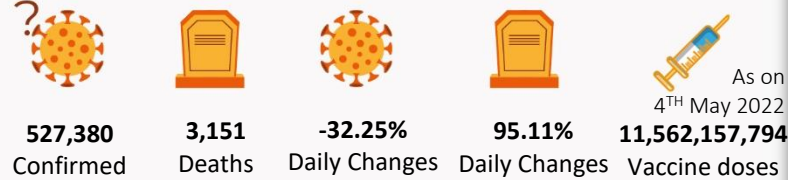
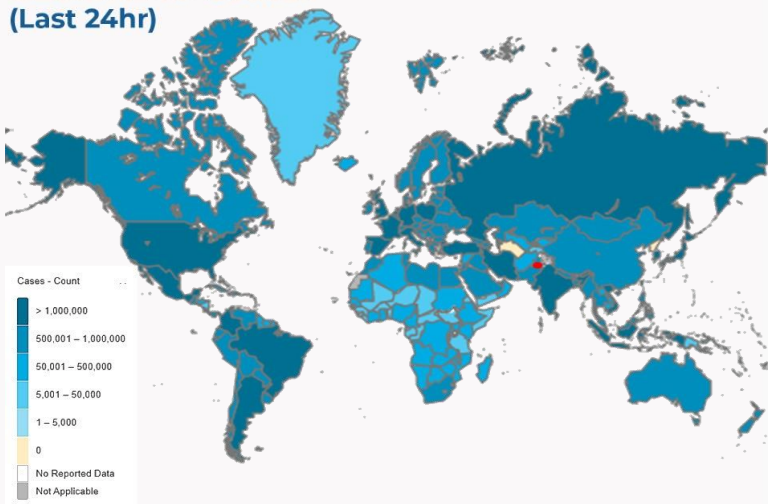
COVID-19 PREVENTIVE MEASURES

- WEAR A **FACE MASK** PROPERLY
- WASH YOUR HANDS **WITH SOAP & WATER**
- GET **VACCINATED**
- PRACTICE PHYSICAL **DISTANCING**

PAKISTAN SNAPSHOT (LAST 24hr)



GLOBAL UPDATES (Last 24hr)

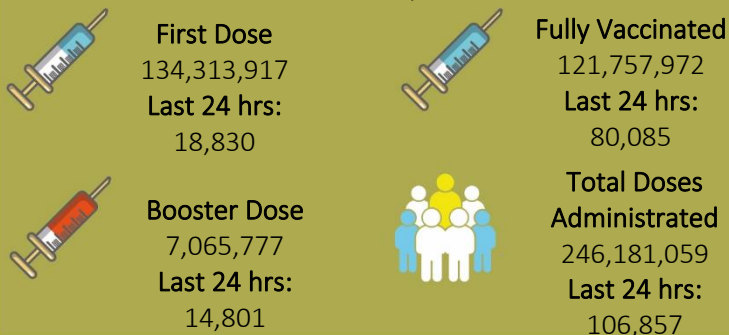


PAKISTAN COVID-19 SNAPSHOT (Cumulative)

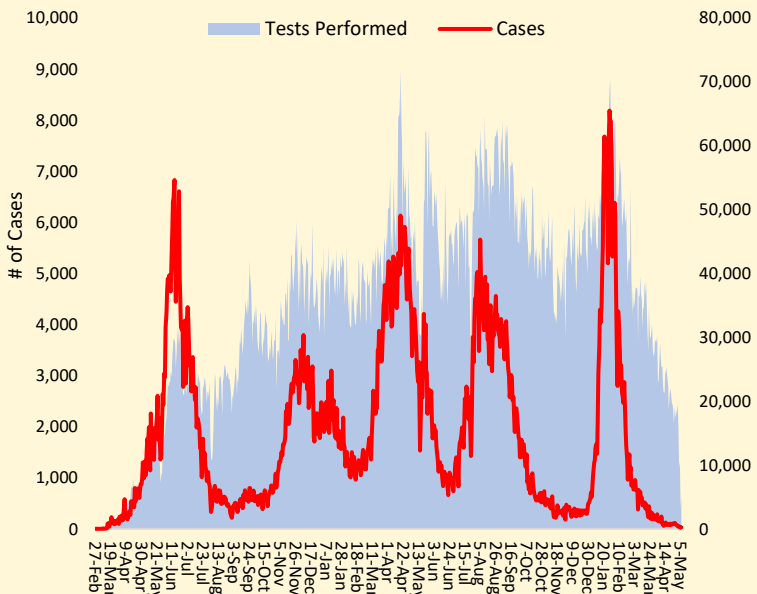


PAKISTAN VACCINE STATS

As on 1st May 2022



Daily Confirmed cases and Lab. Tests (From 27 Feb 2020 till date)



Positivity Rate by Major Cities/Districts

Districts	Daily Trend	Test Conducted (Last 24hrs)	Positive Cases (Last 24hrs)	Positivity Rate (%)
Abbottabad		0	0	0.0%
Swat		12	0	0.0%
Peshawar		172	0	0.0%
Faisalabad		171	0	0.0%
Gujranawala		27	0	0.0%
Gujrat		35	0	0.0%
Lahore		523	20	3.8%
Multan		29	0	0.0%
Rawalpindi		352	0	0.0%
Islamabad		318	3	0.9%
Karachi		50	5	10.0%
Hyderabad		2	0	0.0%
Mirpur		17	0	0.0%
Muzaffarabad		2	0	0.0%

FUNDS

Funds Requested for 2022: 14 million USD
Gaps: 10.46 million USD

WHO appreciates the contribution of donors: (UNOCHA, USAID, Republic of Korea, BPRM)

Meetings & Coordination

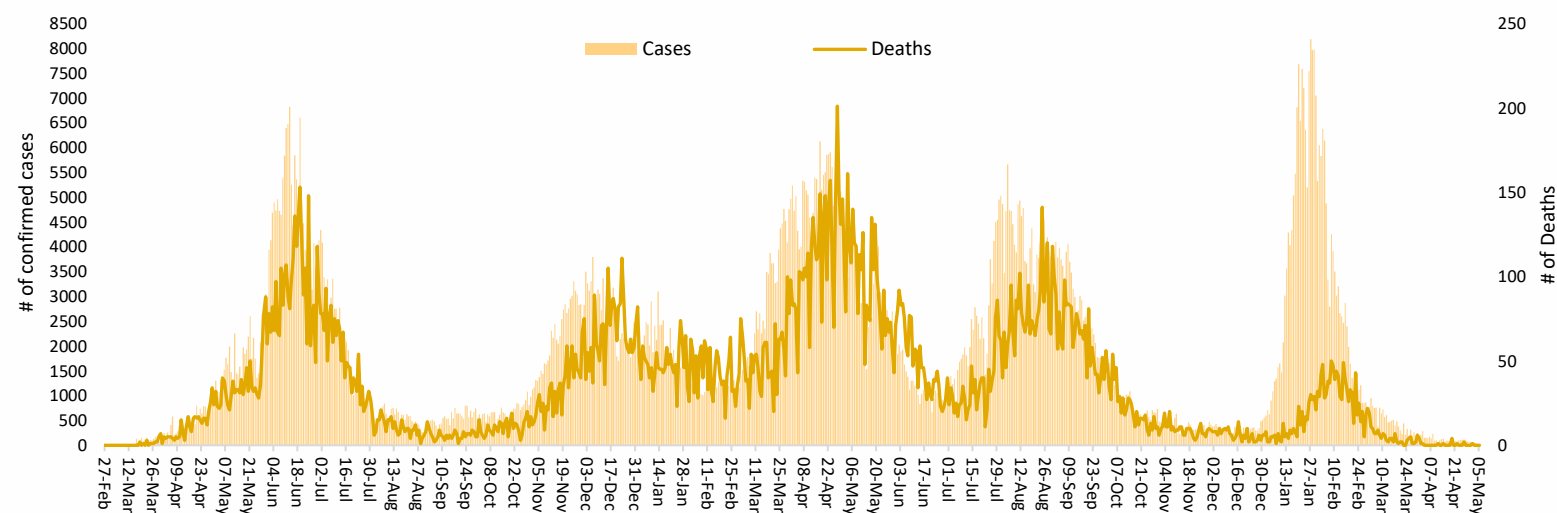


On 28th April 2022, Health Department, district Central Karachi, in collaboration with the World Health Organization Pakistan, launched a campaign to raise awareness about Acute Watery Diarrhea (AWD) at UC Kaliyana, North Karachi. WHO Country Representative Pakistan, Dr Palitha Mahipala, walked through the community with the District Health Officer Karachi Central, Dr Muzaffar Odho and Additional Director Health Services Karachi Dr Saqib Ali Sheikh, to disseminate awareness messages about preventing AWD and distributed flyers. Aqua tabs were distributed, and instructions were given on how to prepare clean drinking water.

During the event, Dr Palitha stressed on the importance of engaging community directly in addressing issues of safe drinking water, hygienic eating habits, and sanitation practices. Dr Muzaffar thanked Dr Palitha for organizing the awareness campaign and for providing technical assistance to the Department of Health Karachi.

Daily Incidence and Deaths

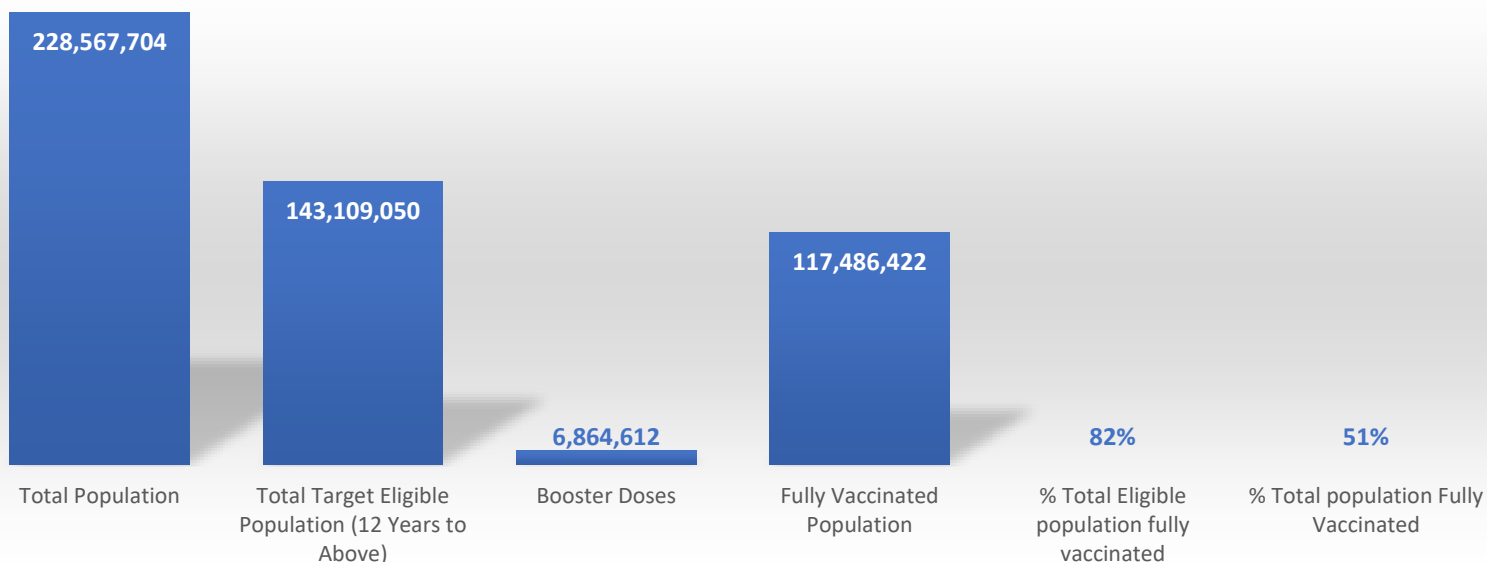
From 27th Feb 2020 till data



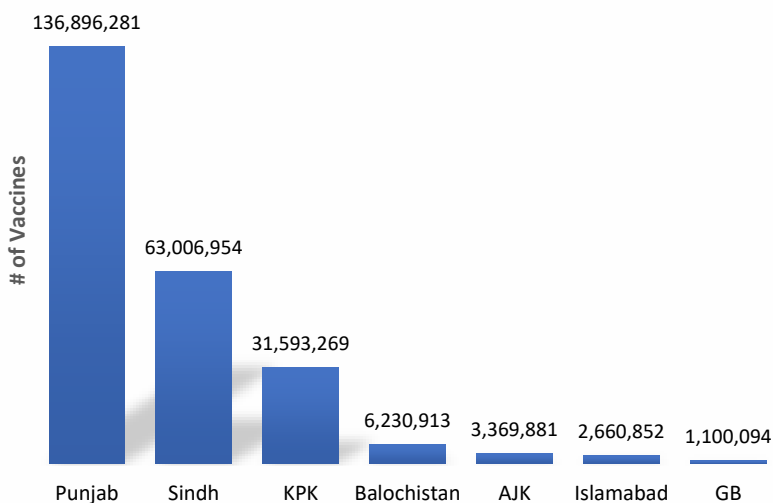
Summary Table (Major Cities /Districts)

Districts	Hospitalized				Home or elsewhere Isolation
	Stable	On low flow oxygen	On High flow oxygen	On Vent	
Mirpur	00	00	01	00	01
Muzaffarabad	00	00	00	00	00
Quetta	00	00	00	00	00
Gilgit	00	00	00	00	15
Islamabad	00	00	02	00	74
Abbottabad	00	00	00	00	07
Peshawar	00	05	05	07	88
Swat	00	00	00	00	32
Bahawalpur	00	00	00	00	00
Faisalabad	00	01	00	01	00
Gujranwala	00	00	00	00	00
Lahore	01	02	01	04	47
Multan	05	00	00	00	00
Rawalpindi	00	00	00	00	00
Hyderabad	00	00	00	00	226
Karachi	00	18	17	00	1,054

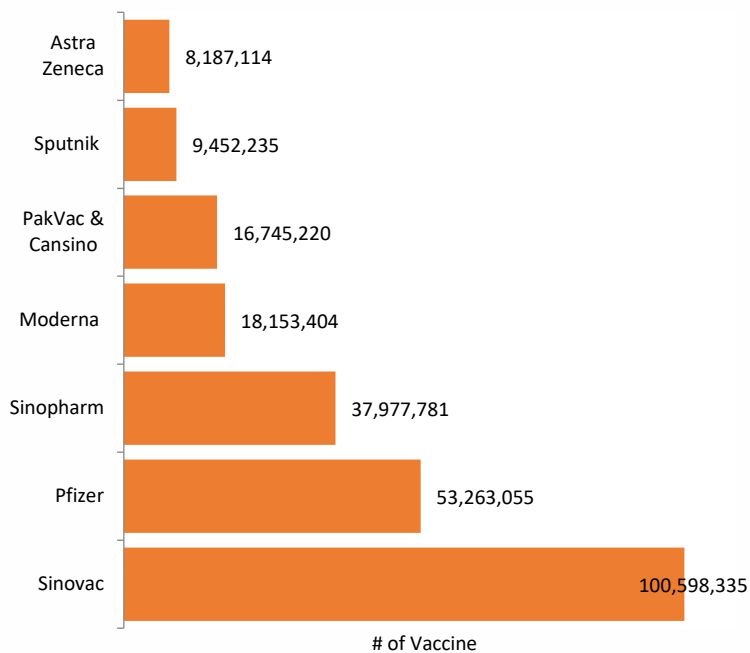
COVID-19 Vaccine Doses Analysis



COVID-19 Vaccination status by province



COVID-19 Vaccination by vaccine doses



Vaccination Targets-2022 Pakistan

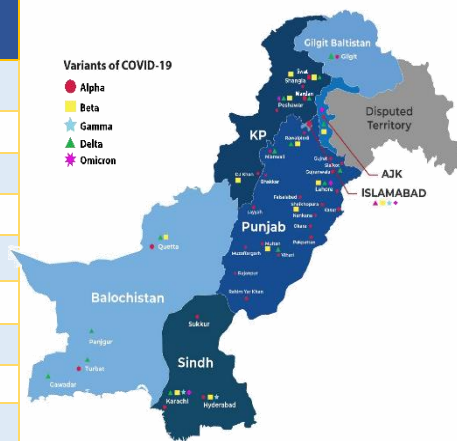
Target	Eligible Population	Total Target Min 1 Dose	% Of Eligible Population	% Of Total Population	Total Target Fully Vax	% Of Eligible Population	% Of Total Population
Summary							
March -22	153.6	130 Mn	85%	57%	110 Mn	72%	48%
Jun-22	197.3 Mn	165 Mn	84%	72%	141 Mn	71%	61%
12+ Population							
March -22	153.6	130 Mn	85%	57%	110 Mn	72%	48%
June - 22	153.6	138 Mn	90%	60%	123 Mn	80%	54%
5-11 years Population							
June - 22	43.7 Mn	27 Mn	62%		18 Mn	41%	

SARI/ILI surveillance summary, Week-16, 2022 (179 Sentinel Sites)

Province	SARI Cases					ILI Cases					Contact Tracing					Sentinel Sites			Bed Occupancy		
	Week-16					Week-16					Week-16					Week-16			Week-16		
	SARI Reported	Tested		Lab Positive		ILI Reported	Tested		Lab Positive		Contact Identified	Contact Lab Tested		Contact Lab Positive		Total Sentinel Sites	Sites Reported		Total Allocated Beds	Occupied Beds	
		No	%	No	%		No	%	No	%		No	%	No	%		No	%		No	%
Islamabad	18	18	100.0	0	0.0	117	112	95.7	1	0.9	145	136	93.8	1	0.7	7	7	100.0	466	4	0.9
Punjab	842	842	100.0	6	0.7	1874	1776	94.8	19	1.1	747	721	96.5	4	0.6	53	53	100.0	2544	15	0.6
Sindh	576	576	100.0	17	3.0	919	537	58.4	13	2.4	188	178	94.7	9	5.1	22	22	100.0	2035	18	0.9
KP	17	17	100.0	1	5.9	650	490	75.4	10	2.0	26	26	100.0	2	7.7	30	30	100.0	1448	18	1.2
Baluchistan	207	156	75.4	1	0.6	1120	666	59.5	0	0.0	212	90	42.5	0	0.0	44	44	100.0	135	19	14.1
AJK	100	42	42.0	1	2.4	756	119	15.7	01	0.8	0	0	0.0	0	0.0	10	10	100.0	100	0	0.0
GB	0	0	0.0	0	0.0	0	0	0.0	00	0.0	0	0	0.0	0	0.0	13	13	100.0	51	0	0.0
Total	1760	1651	93.8	26	1.6	5436	3700	68.1	44	1.2	1318	1151	87.3	16	1.4	179	179	100.0	6779	74	1.1

COVID-19 sequenced genomes

Province	Wild Type	ALPHA	BETA	GAMMA	DELTA	DELTA +	Omicron	Total
Punjab	46	371	16	01	610	-	3,150	4,194
Sindh	77	121	235	34	545	-	882	1,894
KP	28	48	6	-	65	-	530	677
Baluchistan	07	3	18	-	76	-	4	108
Islamabad	248	2,789	19	01	4,975	03	1,645	9,680
Gilgit	05	-	-	-	40	-	127	172
AJK	04	04	01	-	26	-	175	210
Unspecified	27	44	15	01	31	-	-	118
Totals	442	3,380	310	37	6,368	03	6,513	17,053



Data Source: GISAID : <https://www.gisaid.org>, National Institute of Health, Pakistan, Aga Khan University hospital, Karachi. The reported data is inclusive of PCR based genotyping for SARS-CoV2 variants and Whole Genome Sequencing information. Variant of Interest data is not including in this report.

Summary Table by Province

Provinces	Lab Status				Hospitalized				Home Isolation	Total Recovered	Total Deaths
	Tested		Positive		Stable	Oxygen		On Vent.			
	Last 24hrs	Total (PCR+RA)	Last 24hrs	Total		On low flow	On High flow				
AJK	74	413,164	00	43,313	00	00	01	00	06	42,514	792
Balochistan	32	540,919	00	35,486	00	00	00	00	00	35,108	378
GB	121	264,915	02	11,743	00	00	00	00	18	11,534	191
Islamabad	410	2,805,731	01	135,218	00	00	03	00	75	134,117	1,023
KP	1,175	4,787,999	00	219,532	00	10	18	07	308	212,865	6,324
Punjab	2,491	11,061,879	22	506,399	06	06	05	05	1,153	491,662	13,562
Sindh	1,002	8,347,590	05	576,962	00	18	28	00	1,700	567,114	8,102

Contact Details

Dr Palitha Mahipala

WHO Representative
WHO Country Office
Islamabad – Pakistan
Tel: +92 51 9255183
Email: mahipalap@who.int

Dr Michael Lukwiya

Incident Manager
WHO Country Office
Islamabad - Pakistan
Tel: +92 51 9255184
Email: lukwiyam@who.int