



# WHO PAKISTAN COVID-19 SITUATION REPORT

Friday, 4<sup>th</sup> March 2022 (02 Years & 6 Days)

## COVID-19 PREVENTIVE MEASURES



WEAR A  
**FACE MASK**  
PROPERLY



WASH YOUR HANDS  
**WITH SOAP & WATER**



GET  
**VACCINATED**



PRACTICE PHYSICAL  
**DISTANCING**

## PAKISTAN SNAPSHOT (LAST 24hr)



**36,838**  
Suspected



**36,678**  
Tests



**953**  
Confirmed



**2,605**  
Recovered

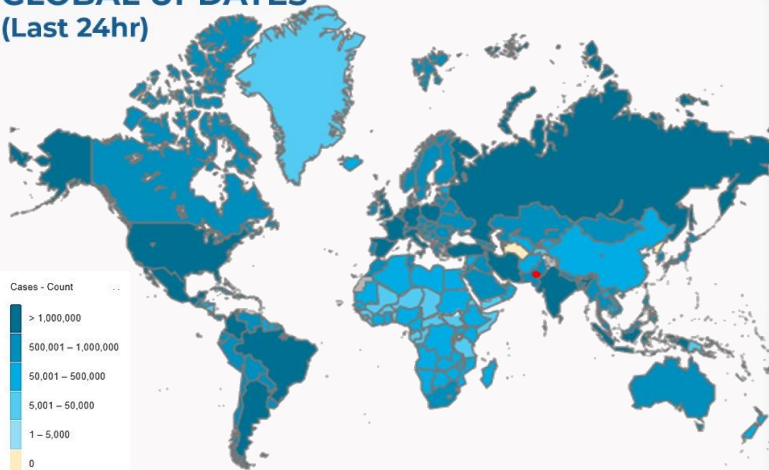


**890**  
Critical



**11**  
Deaths

## GLOBAL UPDATES (Last 24hr)



## PAKISTAN COVID-19 SNAPSHOT (Cumulative)



**25,658,172**  
Suspected



**26,570,773**  
Tests



**1,512,707**  
Confirmed



**1,451,665**  
Recovered



**30,794**  
Active



**30,248**  
Deaths

## PAKISTAN VACCINE STATS

As on 2<sup>nd</sup> March 2022



**First Dose**  
127,117,340  
**Last 24 hrs:**  
166,131



**Fully Vaccinated**  
99,292,129  
**Last 24 hrs:**  
242,151



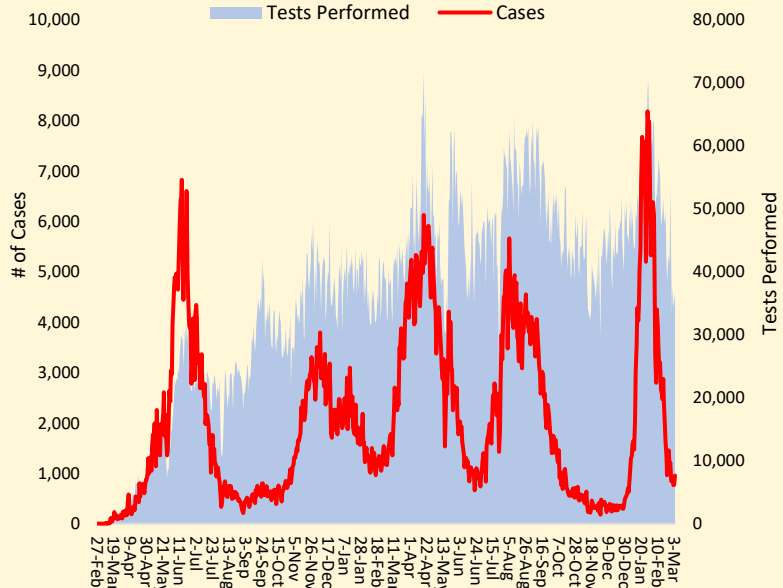
**Booster Dose**  
4,512,786  
**Last 24 hrs:**  
24,490



**Total Doses Administered**  
215,539,999  
**Last 24 hrs:**  
422,935

## Daily Confirmed cases and Lab. Tests (From 27 Feb 2020 till date)

Tests Performed Cases



## Positivity Rate by Major Cities/Districts

Districts	Daily Trend	Test Conducted (Last 24hrs)	Positive Cases (Last 24hrs)	Positivity Rate (%)
Abbottabad		158	8	5.1%
Swat		179	0	0.0%
Peshawar		1329	120	9.0%
Faisalabad		784	12	1.5%
Gujranawala		913	2	0.2%
Gujrat		55	0	0.0%
Lahore		5563	151	2.7%
Multan		1021	11	1.1%
Rawalpindi		1343	14	1.0%
Islamabad		3252	23	0.7%
Karachi		2518	143	5.7%
Hyderabad		1133	65	5.7%
Mirpur		96	4	4.2%
Muzaffarabad		88	5	5.7%

## FUNDS

Funds Requested for 2021: 14 million USD  
Gaps: 13.16 million USD

WHO appreciates the contribution of donors:  
(UNOCHA & USAID)

## Meetings & Coordination



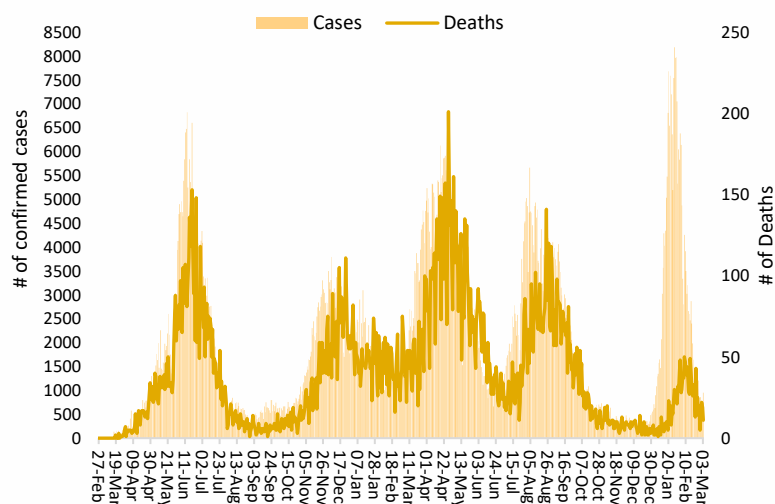
On 1st March 2022, WHO Country Representative Pakistan, Dr. Palitha Mahipala presided over the closing ceremony of the Points of Entry staff training at Ramada Hotel in Islamabad. The training was attended by 30 staff members of Central Health Establishments drawn from across the country. The CDC Representative also participated in the closing ceremony. The purpose of the training was to train participants on an assessment tool for IHR core capacities and to perform risk assessments at all points of entry.

In his remarks, Dr. Palitha expressed his support and vision for establishing more innovative Points of Entry through model POE setups with sustainable capabilities for responding to alerts and responses.

Director CHE, Dr. Shaista Habibullah appreciated WHO's support to COVID-19 and WR's outstanding leadership.

### Daily Incidence and Deaths

From 27 Feb 2020 till dates



### Summary Table by Province

### Summary Table (Major Cities /Districts)

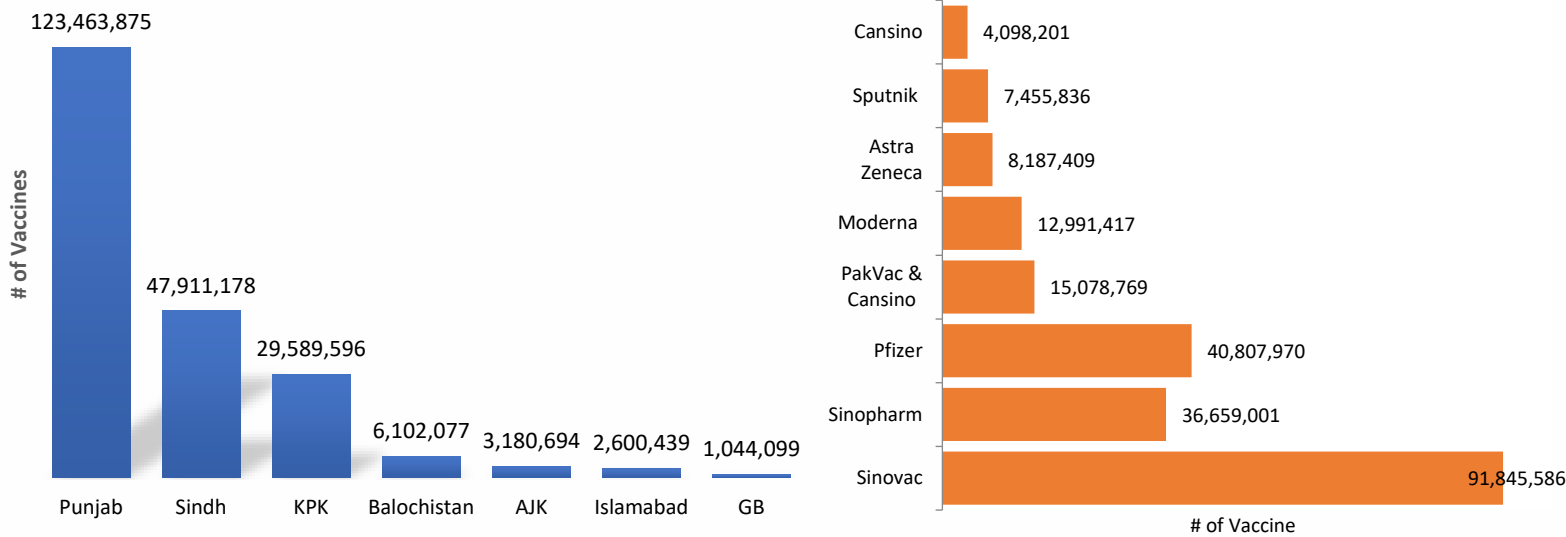
Districts	Hospitalized				Home or elsewhere Isolation
	Stable	On low flow oxygen	On High flow oxygen	On Vent	
Mirpur	00	02	01	00	30
Muzaffarabad	00	01	01	00	44
Quetta	00	00	04	00	25
Gilgit	00	06	00	00	97
Islamabad	01	29	48	03	416
Abbottabad	00	08	11	00	86
Peshawar	00	33	41	12	507
Swat	00	00	01	00	28
Bahawalpur	00	25	00	04	25
Faisalabad	00	137	33	02	27
Gujranwala	00	54	02	01	32
Lahore	08	226	90	60	457
Multan	13	60	00	01	13
Rawalpindi	00	161	09	02	33
Hyderabad	05	05	06	00	4,700
Karachi	02	57	43	10	16,484

Provinces	Lab Status				Hospitalized				Home Isolation	Total Recovered	Total Deaths
	Tested		Positive		Stable	Oxygen		On Vent.			
	Last 24hrs	Total (PCR+RA)	Last 24hrs	Total		On low flow	On High flow				
AJK	775	396,434	24	43,068	00	03	11	00	277	41,989	788
Balochistan	342	528,695	04	35,361	00	00	04	00	50	34,931	376
GB	354	243,460	12	11,543	00	06	00	00	127	11,219	191
Islamabad	3,252	2,725,519	23	134,519	01	29	48	03	416	133,008	1,014
KP	4,925	4,425,306	228	216,614	00	87	112	12	3,149	206,971	6,283
Punjab	17,167	10,183,664	252	502,264	00	101	251	82	3,595	484,722	13,513
Sindh	9,863	8,067,695	410	569,338	15	68	63	10	22,274	538,825	8,083

# SARI/ILI surveillance summary, Week-08, 2022 (182 Sentinel Sites)

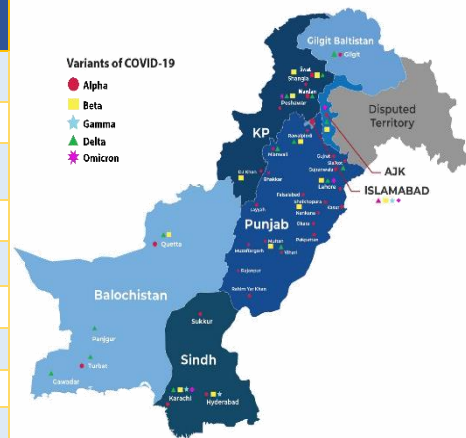
Province	SARI Cases					ILI Cases					Contact Tracing					Sentinel Sites			Bed Occupancy		
	Week-8					Week-8					Week-8					Week-8			Week-8		
	SARI Report ed	Tested		Lab Positive		ILI Reporte d	Tested		Lab Positive		Contact Identified	Contact Lab Tested		Contact Lab Positive		Total Sentinel Sites	Sites Reported		Total Allocated Beds	Occupied Beds	
		No	%	No	%		No	%	No	%		No	%	No	%		No	%		No	%
Islamabad	104	104	100.0	5	4.8	292	271	92.8	15	5.5	503	475	94.4	22	4.6	7	7	100.0	544	124	22.8
Punjab	1423	1423	100.0	68	4.8	2732	2253	82.5	122	5.4	1742	1719	98.7	66	3.8	53	53	100.0	2669	327	12.3
Sindh	806	806	100.0	91	11.3	1361	1102	81.0	118	10.7	1557	1396	89.7	227	16.3	22	22	100.0	2030	86	4.2
KP	189	189	100.0	35	18.5	7475	7266	97.2	439	6.0	764	764	100.0	28	3.7	30	30	100.0	1448	150	10.4
Balochistan	193	171	88.6	11	6.4	861	654	76.0	17	2.6	220	168	76.4	5	3.0	44	44	100.0	135	40	29.6
AJK	113	110	97.3	24	21.8	546	499	91.4	37	7.4	899	899	100.0	62	6.9	13	13	100.0	215	17	7.9
GB	0	0	0.0	0	0.0	10	10	100.0	0	0.0	14	14	100.0	3	21.4	13	13	100.0	51	0	0.0
<b>Total</b>	<b>2828</b>	<b>2803</b>	<b>99.1</b>	<b>234</b>	<b>8.3</b>	<b>13277</b>	<b>12055</b>	<b>90.8</b>	<b>748</b>	<b>6.2</b>	<b>5699</b>	<b>5435</b>	<b>95.4</b>	<b>413</b>	<b>7.6</b>	<b>182</b>	<b>182</b>	<b>100.0</b>	<b>7092</b>	<b>744</b>	<b>10.5</b>

## COVID-19 Vaccination status by province and vaccine doses



## COVID-19 sequenced genomes

Province	Wild Type	ALPHA	BETA	GAMMA	DELTA	DELTA +	Omicron	Total
Punjab	46	371	16	01	610	-	2,641	3,685
Sindh	77	121	235	34	545	-	480	1,492
KP	28	48	06	-	65	-	519	666
Baluchistan	07	03	18	-	76	-	2	106
Islamabad	248	2,789	19	01	4,975	03	1,487	9,522
Gilgit	05	-	-	-	40	-	122	167
AJK	04	04	01	-	26	-	09	44
Unspecified	27	44	15	01	31	-	-	118
<b>Totals</b>	<b>442</b>	<b>3,380</b>	<b>310</b>	<b>37</b>	<b>6,368</b>	<b>03</b>	<b>5,260</b>	<b>15,800</b>



Data Source: GISAID : <https://www.gisaid.org>, National Institute of Health, Pakistan, Aga Khan University hospital, Karachi. The reported data is inclusive of PCR based genotyping for SARS-CoV2 variants and Whole Genome Sequencing information. Variant of Interest data is not including in this report.

### Contact Details

#### Dr Palitha Mahipala

WHO Representative  
WHO Country Office  
Islamabad – Pakistan  
Tel: +92 51 9255183  
Email: mahipalap@who.int

#### Dr Michael Lukwiya

Incident Manager  
WHO Country Office  
Islamabad - Pakistan  
Tel: +92 51 9255184  
Email: lukwiyam@who.int