



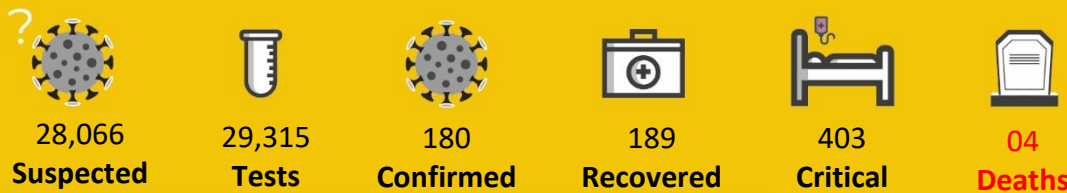
WHO PAKISTAN COVID-19 SITUATION REPORT

Friday, 1st April 2022 (02 Years & 34 Days)

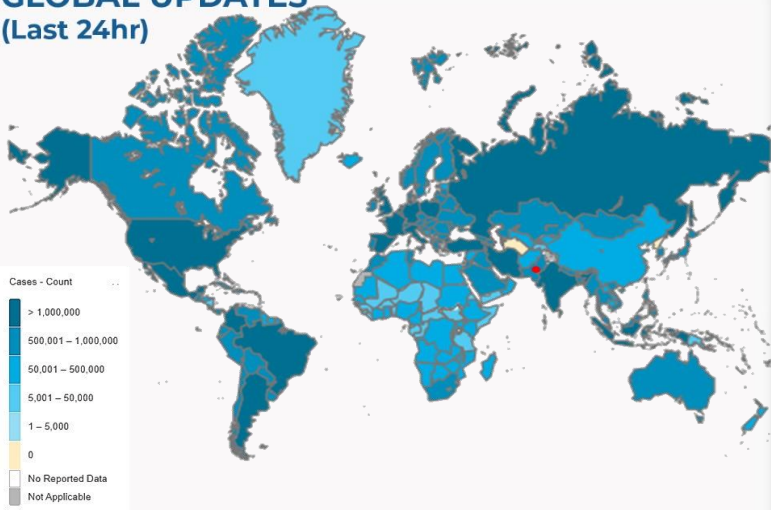
COVID-19 PREVENTIVE MEASURES

- WEAR A **FACE MASK** PROPERLY
- WASH YOUR HANDS WITH **SOAP & WATER**
- GET **VACCINATED**
- PRACTICE PHYSICAL **DISTANCING**

PAKISTAN SNAPSHOT (LAST 24hr)



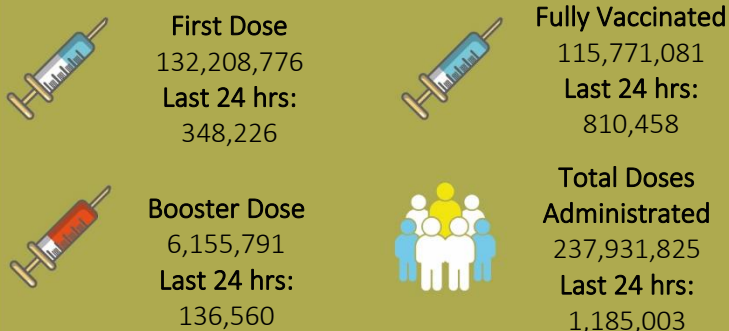
GLOBAL UPDATES (Last 24hr)



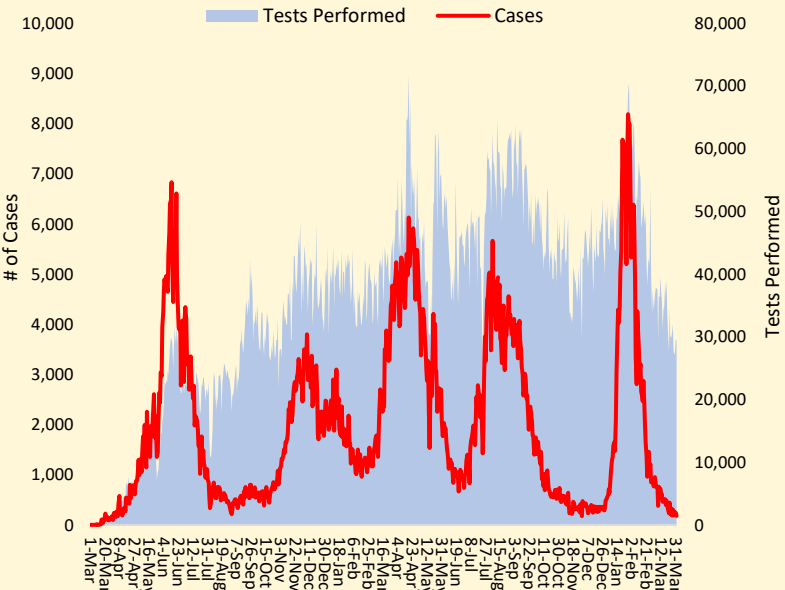
PAKISTAN COVID-19 SNAPSHOT (Cumulative)



PAKISTAN VACCINE STATS



Daily Confirmed cases and Lab. Tests (From 1 March 2020 till date)



Positivity Rate by Major Cities/Districts

Districts	Daily Trend	Test Conducted (Last 24hrs)	Positive Cases (Last 24hrs)	Positivity Rate (%)
Abbottabad		171	4	2.3%
Swat		427	0	0.0%
Peshawar		749	13	1.7%
Faisalabad		763	7	0.9%
Gujranawala		765	0	0.0%
Gujrat		91	0	0.0%
Lahore		4859	26	0.5%
Multan		966	1	0.1%
Rawalpindi		1193	5	0.4%
Islamabad		1634	3	0.2%
Karachi		391	7	1.8%
Hyderabad		16	1	6.3%
Mirpur		42	1	2.4%
Muzaffarabad		40	1	2.5%

FUNDS

Funds Requested for 2022: 14 million USD
Gaps: 10.46 million USD

WHO appreciates the contribution of donors: (UNOCHA, USAID, Republic of Korea, BPRM)

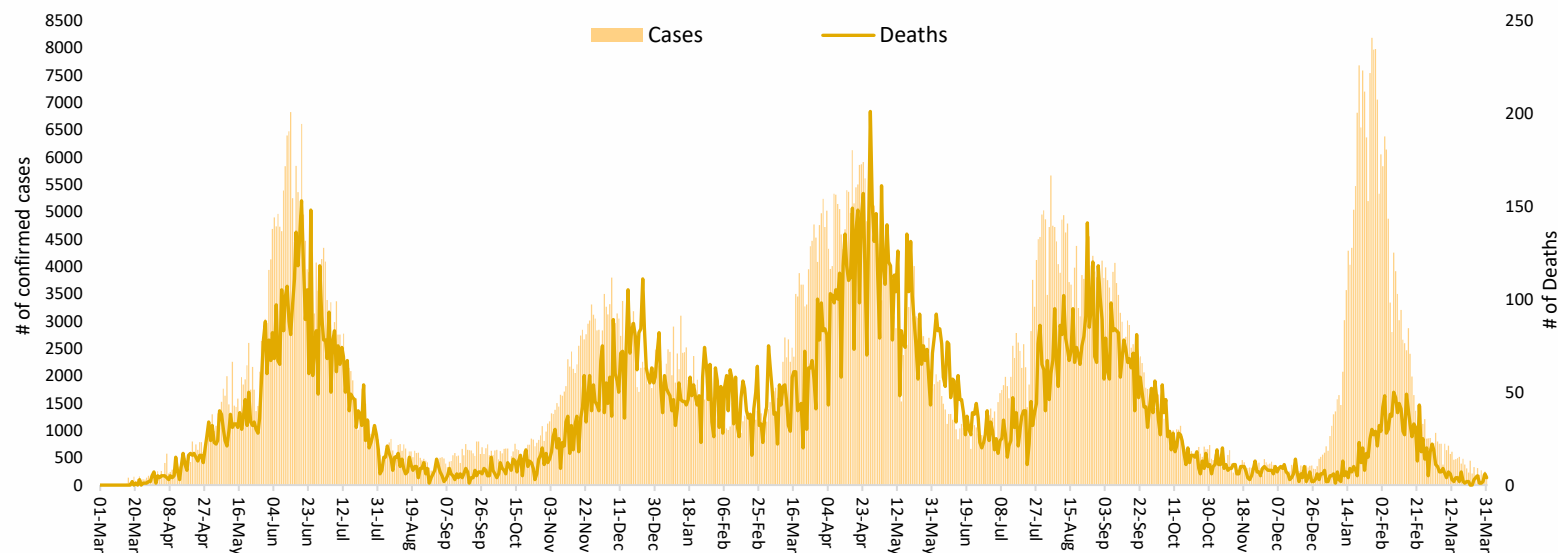
Meetings & Coordination



On 30th March 2022, WHO Country Representative Pakistan Dr Palitha Mahipala met with the Director General Health Services Sindh Dr Juman Buhoto and Project Director EPI Sindh Dr Irshad Memon at Provincial EPI Office, Karachi. The objective of the meeting was to discuss the high number of Acute Watery Diarrhea (AWD) cases being reported in the province.

Dr Palitha handed over 50 Cary-Blair Transport Medium and assortment of medical equipment and supplies to the Director General Health Services Sindh. He further pledged to support the province to build capacity of the health workers in disease surveillance, establishment of sentinel surveillance for AWD, support public health measures for prevention of diarrheal diseases and build capacity of the laboratory for diagnosis of diarrheal diseases. Dr Juman expressed his gratitude to WHO Pakistan and appreciated the timely support.

Daily Incidence and Deaths

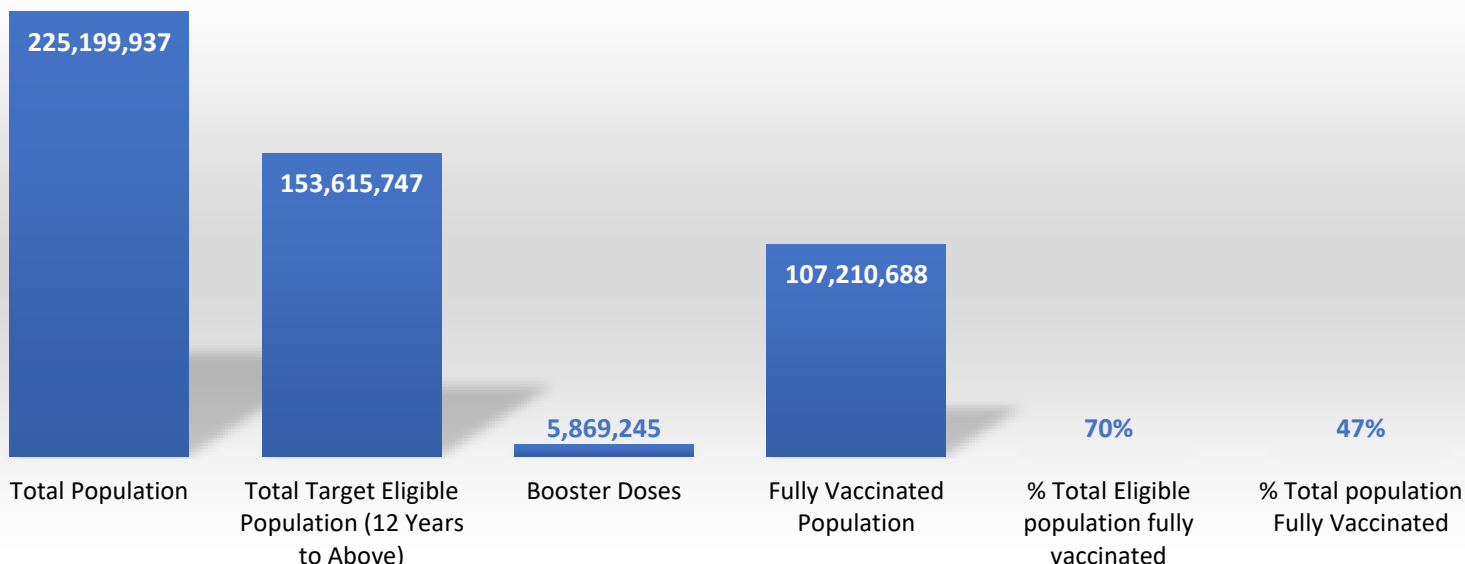


From 01 March 2020 till data

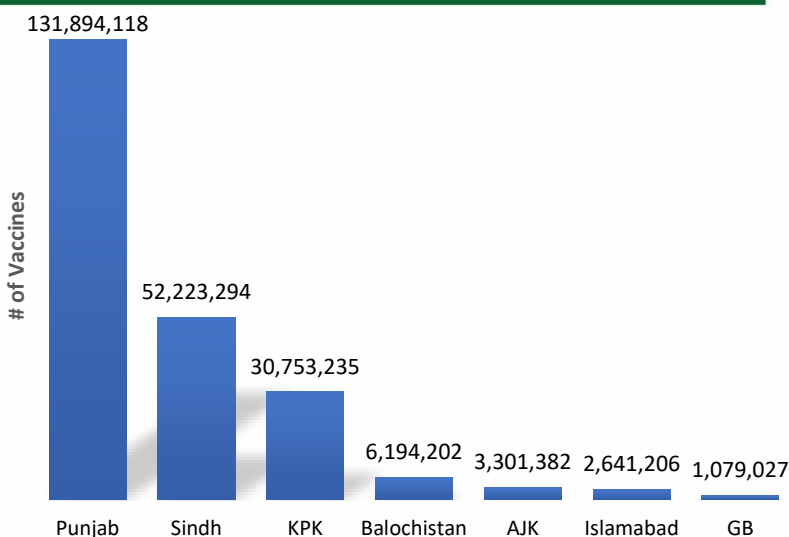
Summary Table (Major Cities /Districts)

Districts	Hospitalized				Home or elsewhere Isolation
	Stable	On low flow oxygen	On High flow oxygen	On Vent	
Mirpur	00	02	01	00	05
Muzaffarabad	00	00	00	00	02
Quetta	00	00	01	00	05
Gilgit	00	01	00	00	16
Islamabad	00	02	17	04	97
Abbottabad	00	02	01	00	33
Peshawar	00	14	10	08	142
Swat	00	02	00	00	18
Bahawalpur	00	02	00	02	00
Faisalabad	00	09	21	02	10
Gujranwala	00	01	01	00	00
Lahore	03	04	28	34	95
Multan	11	00	00	01	00
Rawalpindi	00	00	00	00	00
Hyderabad	00	00	00	00	1,012
Karachi	00	31	23	07	3,189

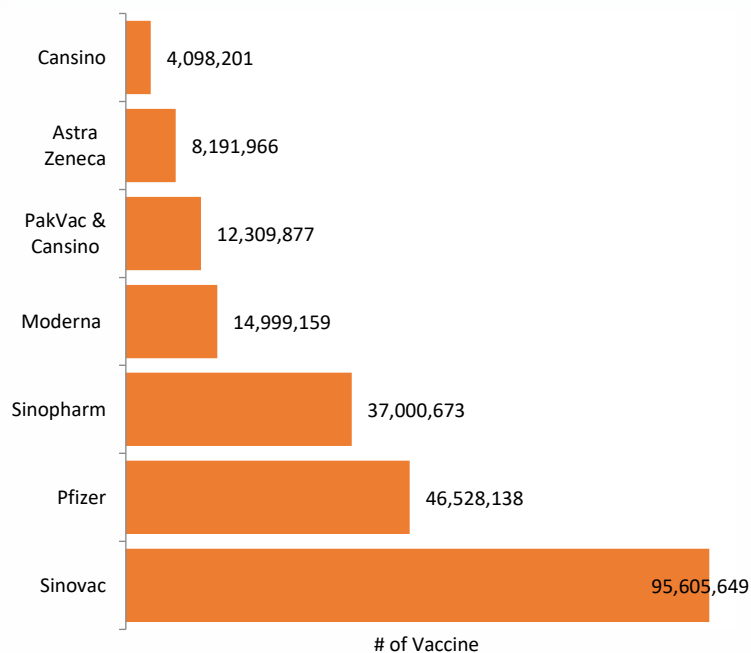
COVID-19 Vaccine Doses Analysis



COVID-19 Vaccination status by province



COVID-19 Vaccination by vaccine doses



Vaccination Targets-2022 Pakistan

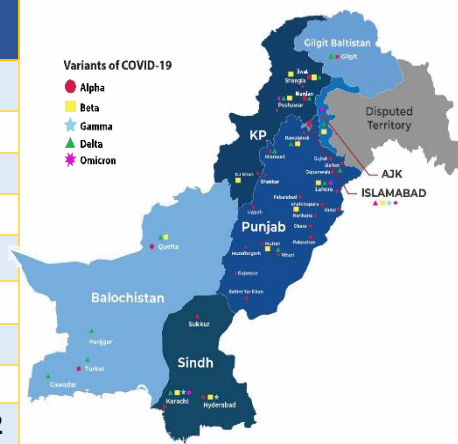
Target	Eligible Population	Total Target Min 1 Dose	% Of Eligible Population	% Of Total Population	Total Target Fully Vax	% Of Eligible Population	% Of Total Population
Summary							
March -22	153.6	130 Mn	85%	57%	110 Mn	72%	48%
Jun-22	197.3 Mn	165 Mn	84%	72%	141 Mn	71%	61%
12+ Population							
March -22	153.6	130 Mn	85%	57%	110 Mn	72%	48%
June - 22	153.6	138 Mn	90%	60%	123 Mn	80%	54%
5-11 years Population							
June - 22	43.7 Mn	27 Mn	62%		18 Mn	41%	

SARI/ILI surveillance summary, Week-12, 2022 (187 Sentinel Sites)

Province	SARI Cases					ILI Cases					Contact Tracing					Sentinel Sites			Bed Occupancy		
	Week-12					Week-12					Week-12					Week-12			Week-12		
	SARI Reported	Tested		Lab Positive		ILI Reported	Tested		Lab Positive		Contact Identified	Contact Lab Tested		Contact Lab Positive		Total Sentinel Sites	Sites Reported		Total Allocated Beds	Occupied Beds	
		No	%	No	%		No	%	No	%		No	%	No	%		No	%		No	%
Islamabad	72	72	100.0	1	1.4	182	178	97.8	2	1.1	212	197	92.9	1	0.5	7	7	100.0	466	48	10.3
Punjab	689	689	100.0	12	1.7	1569	1280	81.6	24	1.9	459	448	97.6	6	1.3	53	53	100.0	2562	115	4.5
Sindh	530	530	100.0	19	3.6	896	734	81.9	21	2.9	224	214	95.5	21	9.8	22	22	100.0	2030	36	1.8
KP	38	38	100.0	4	10.5	1126	937	83.2	19	2.0	145	145	100.0	5	3.4	30	30	100.0	1178	29	2.5
Balochistan	162	118	72.8	2	1.7	913	355	38.9	3	0.8	177	103	58.2	0	0.0	44	44	100.0	135	30	22.2
AJK	100	79	79.0	5	6.3	1595	478	30.0	7	1.5	97	97	100.0	6	6.2	18	18	100.0	225	2	0.9
GB	0	0	0.0	0	0.0	0	0	0.0	0	0.0	0	0	0.0	0	0.0	13	13	100.0	51	0	0.0
Total	1591	1526	95.9	43	2.8	6281	3962	63.1	76	1.9	1314	1204	91.6	39	3.2	187	187	100.0	6647	260	3.9

COVID-19 sequenced genomes

Province	Wild Type	ALPHA	BETA	GAMMA	DELTA	DELTA +	Omicron	Total
Punjab	46	371	16	01	610	-	3,150	4,194
Sindh	77	121	235	34	545	-	823	1,835
KP	28	48	6	-	65	-	519	666
Baluchistan	7	3	18	-	76	-	02	106
Islamabad	248	2,789	19	01	4,975	03	1,591	9,626
Gilgit	05	-	-	-	40	-	122	167
AJK	04	04	01	-	26	-	175	210
Unspecified	27	44	15	01	31	-	-	118
Totals	442	3,380	310	37	6,368	03	6,382	16,922



Data Source: GISAID : <https://www.gisaid.org>, National Institute of Health, Pakistan, Aga Khan University hospital, Karachi. The reported data is inclusive of PCR based genotyping for SARS-CoV2 variants and Whole Genome Sequencing information. Variant of Interest data is not including in this report.

Summary Table by Province

Provinces	Lab Status				Hospitalized				Home Isolation	Total Recovered	Total Deaths
	Tested		Positive		Stable	Oxygen		On Vent.			
	Last 24hrs	Total (PCR+RA)	Last 24hrs	Total		On low flow	On High flow				
AJK	293	407,733	08	43,269	00	03	01	00	25	42,448	792
Balochistan	280	535,633	02	35,474	00	00	01	00	07	35,088	378
GB	509	252,542	06	11,708	00	01	00	00	35	11,481	191
Islamabad	1,634	2,777,345	03	135,075	00	02	17	04	97	133,932	1,023
KP	7,413	4,627,032	36	219,062	00	40	41	08	525	212,127	6,321
Punjab	15,003	10,644,551	51	505,054	20	60	105	40	816	490,456	13,557
Sindh	4,183	8,257,049	74	575,331	00	31	42	07	6,762	560,392	8,097

Contact Details

Dr Palitha Mahipala

WHO Representative
WHO Country Office
Islamabad - Pakistan
Tel: +92 51 9255183
Email: mahipalap@who.int

Dr Michael Lukwiya

Incident Manager
WHO Country Office
Islamabad - Pakistan
Tel: +92 51 9255184
Email: lukwiyam@who.int