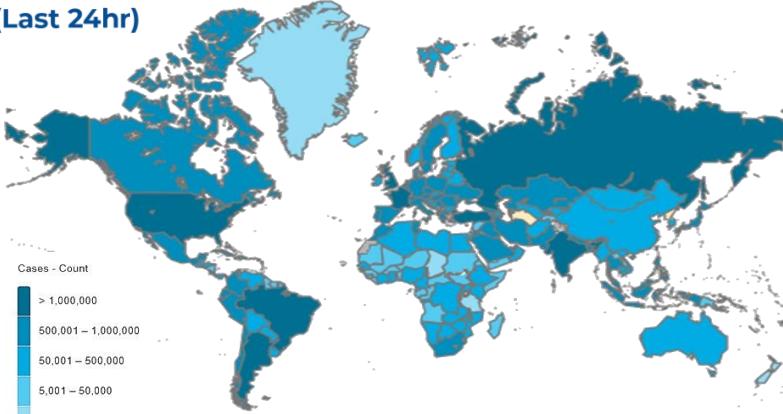
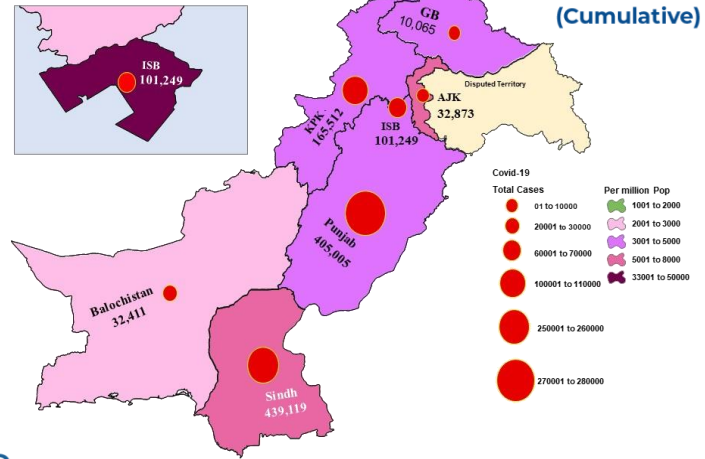




GLOBAL UPDATES (Last 24hr)



PAKISTAN COVID-19 SNAPSHOT (Cumulative)



368,443 Confirmed	7,305 Deaths	-36.39% Daily Changes	-19.65% Daily Changes	5,352,927,296 Vaccine doses	As on 5 th September 2021	17,591,049 Suspected	18,162,771 Tests	1,186,234 Confirmed
1,067,589 Recovered	92,315 Active	26,330 Deaths						

PAKISTAN SNAPSHOT (LAST 24hr)

51,922 Suspected	52,314 Tests	3,316 Confirmed	3,270 Recovered	5,478 Critical	98 Deaths
----------------------------	------------------------	---------------------------	---------------------------	--------------------------	---------------------

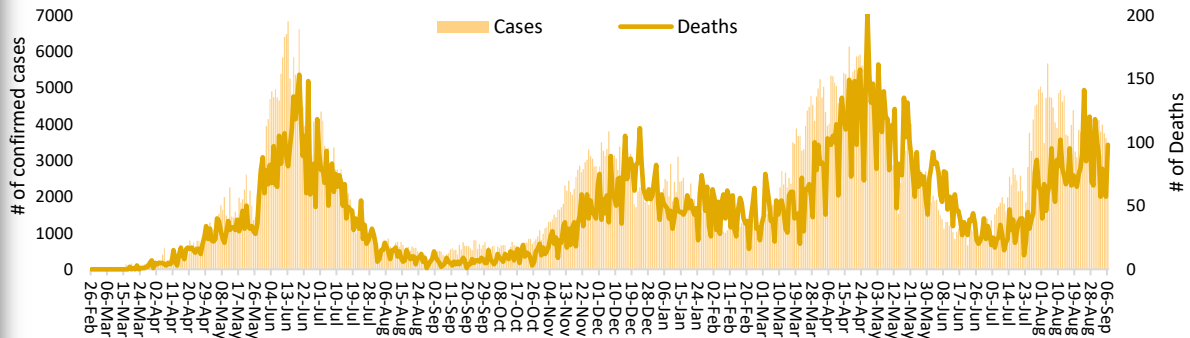
PAKISTAN VACCINE STATS

First Dose
48,106,755
Last 24 hrs:
795,945

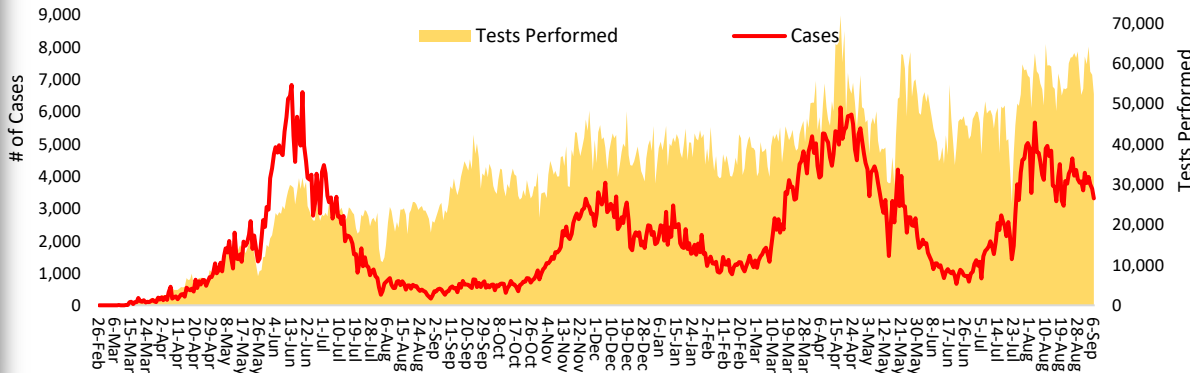
Fully Vaccinated
20,058,377
Last 24 hrs:
398,339

Total Doses
Administrated
63,319,214
Last 24 hrs:
1,197,615

Daily Incidence and Death Rate (From 26 Feb 2020 to till date)



Daily Confirmed cases and Lab. Tests (From 26 Feb 2020 to till date)



FUNDS

Funds Requested for 2021: 14 Million USD
Gaps: 13.55 million USD

WHO appreciates the contribution of donors: (UNOCHA)



On 3rd September 2021, Ministry of National Health Services, Regulation and Coordination in collaboration with World Health Organization Pakistan and the Health Services Academy held a tripartite meeting on introduction of a diploma course in Hospital Management (DHM). The diploma course was developed by Health Services Academy with support from WHO-Pakistan.

The vice chancellor, Health Services Academy, Dr Shahzad Ali Khan and WHO Country Representative Pakistan Dr Palitha Mahipala co-chaired the meeting. After the meeting, Dr Palitha presented notification letters to all the faculty members.

In his remarks, Dr Palitha reiterated WHO support to improvement in health care management through capacity building. Dr Shahzad appreciated WHO for the support and appealed for sponsorship of more participants from across the country.

Positivity Rate by Major Cities/Districts

Districts	Daily Trend	Test Conducted (Last 24hrs)	Positive Cases (Last 24hrs)	Positivity Rate (%)
Abbottabad		89	4	4.5%
Swat		444	19	4.3%
Peshawar		770	88	11.4%
Faisalabad		1684	97	5.8%
Gujernawala		714	38	5.3%
Gujrat		671	18	2.7%
Lahore		5871	708	12.1%
Multan		1514	97	6.4%
Rawalpindi		1638	243	14.8%
Islamabad		4547	293	6.4%
Karachi		4129	397	9.6%
Hyderabad		951	94	9.9%
Mirpur		129	13	10.1%
Muzaffarabad		52	0	0.0%

Summary Table by Province

Provinces	Lab Status				Stable	Hospitalized			Home Isolation	Total Recovered	Total Deaths
	Tested		Positive			Oxygen		On Vent.			
	Last 24hrs	Total (PCR+RA)	Last 24hrs	Total		On low flow	On High flow				
AJK	557	283,991	49	32,873	04	13	38	01	2,146	29,959	712
Balochistan	883	410,561	08	32,411	04	00	02	00	398	31,665	342
GB	655	178,409	14	10,065	02	13	18	00	309	9,545	178
Islamabad	4,547	1,934,821	293	101,249	21	105	208	50	5,855	94,133	877
KP	8,163	2,729,956	312	165,512	00	610	973	55	6,343	152,401	5,130
Punjab	23,610	6,960,411	1,848	405,005	204	874	1,394	378	23,628	366,431	12,096
Sindh	13,899	5,664,622	792	439,119	132	225	452	69	47,791	383,455	6,995

Summary Table (Major Cities /Districts)

Districts	Hospitalized				Home or elsewhere Isolation
	Stable	On low flow oxygen	On High flow oxygen	On Vent	
Mirpur	01	03	10	01	259
Muzaffarabad	00	01	09	00	218
Quetta	00	00	02	00	172
Gilgit	00	05	06	00	47
Islamabad	21	105	208	50	5,855
Abbottabad	00	65	79	01	303
Peshawar	00	59	420	40	1,101
Swat	00	65	102	10	09
Bahawalpur	00	17	85	15	595
Faisalabad	18	44	347	11	2,512
Gujranwala	00	09	93	11	55
Lahore	82	80	310	191	2,432
Multan	02	178	29	81	1,024
Rawalpindi	06	58	140	30	1,874
Hyderabad	04	35	34	02	3,311
Karachi	83	164	359	67	44,799

Contact Details

Dr Palitha Mahipala
 WHO Representative
 WHO Country Office
 Islamabad – Pakistan
 Tel: +92 51 9255183
 Email: mahipalap@who.int

Dr Michael Lukwiya
 Incident Manager
 WHO Country Office
 Islamabad - Pakistan
 Tel: +92 51 9255184
 Email: lukwiyam@who.int