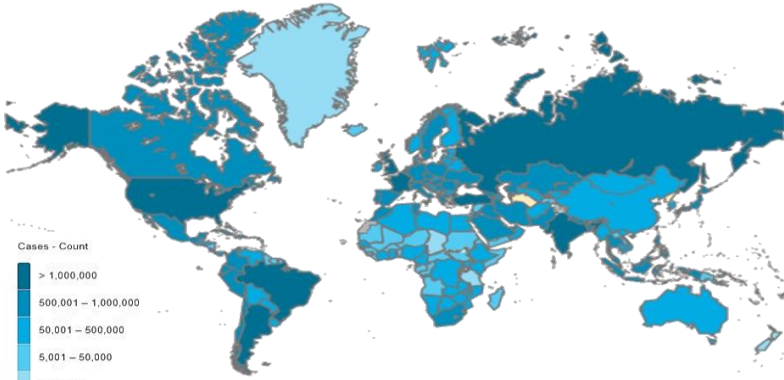


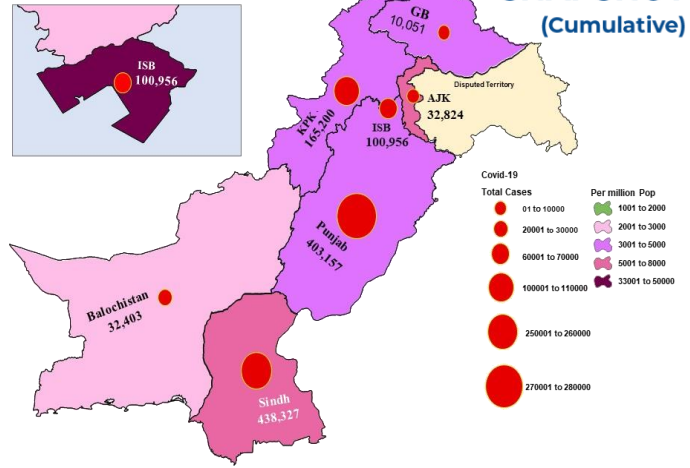


GLOBAL UPDATES

On 4th September 2021



PAKISTAN COVID-19 SNAPSHOT (Cumulative)



687,832 Confirmed	11,438 Deaths	8.12% Daily Changes	13.61% Daily Changes	5,289,724,918 Vaccine doses	17,539,127 Suspected	18,110,457 Tests	1,182,918 Confirmed
1,064,319 Recovered	92,367 Active	26,232 Deaths	As on 31st August 2021				

PAKISTAN SNAPSHOT (LAST 24hr)

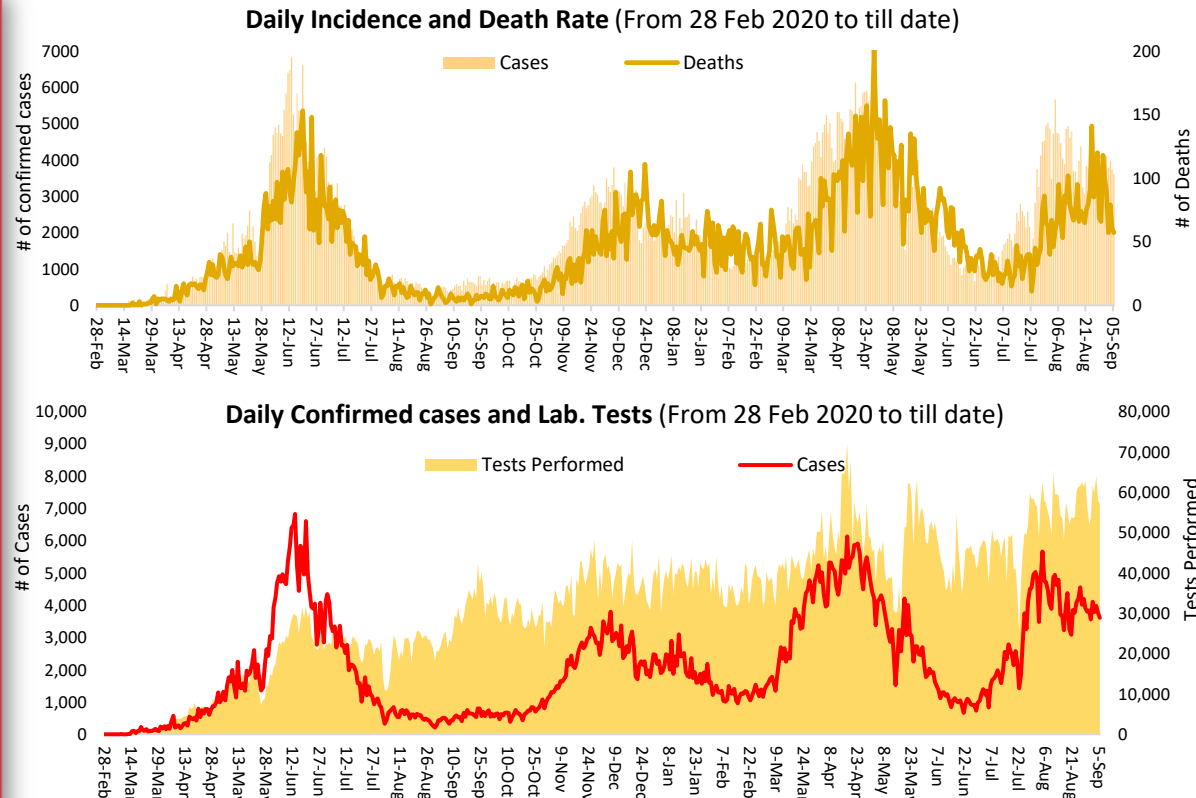
56,076 Suspected	57,131 Tests	3,613 Confirmed	3,438 Recovered	5,606 Critical	57 Deaths
----------------------------	------------------------	---------------------------	---------------------------	--------------------------	---------------------

PAKISTAN VACCINE STATS

First Dose
47,054,090
Last 24 hrs:
789,537

Fully Vaccinated
19,427,419
Last 24 hrs:
397,576

Total Doses Administrated
61,724,580
Last 24 hrs:
1,188,432





On 3rd September 2021, the new Country Director, UNAIDS Ms Yuki Taemoto paid courtesy visit to the WHO Country Representative Pakistan, Dr Palitha Mahipala. The meeting took place at the WHO country office, Islamabad.

During the meeting, the WR briefed the UNAIDS country director on the HIV/AIDS situation in Pakistan and the response. Dr. Palitha, elaborated on the contribution of WHO to the ongoing HIV response in Larkana district and the joint work that has been undertaken by WHO and partners. He emphasized on the need for further collaboration to support the government.

Ms. Yuki appreciated WHO's technical support for the ongoing response. The two officials committed to enhancing collaboration and coordination to strengthen support to government HIV/AIDS programs.

Positivity Rate by Major Cities/Districts

Districts	Weekly Trend	Test Conducted (Last 24hrs)	Positive Cases (Last 24hrs)	Positivity Rate (%)
Abbottabad		860	32	3.7%
Swat		505	20	4.0%
Peshawar		1201	136	11.3%
Faisalabad		1436	109	7.6%
Gujernawala		811	45	5.5%
Gujrat		187	11	5.9%
Lahore		6366	685	10.8%
Multan		811	82	10.1%
Rawalpindi		4226	320	7.6%
Islamabad		4258	198	4.7%
Karachi		4114	364	8.8%
Hyderabad		1113	108	9.7%
Mirpur		163	28	17.2%
Muzaffarabad		90	13	14.4%
Gilgit		178	4	2.2%
Skardu		44	2	4.5%

Summary Table (Major Cities /Districts)

Districts	Hospitalized				Home or elsewhere Isolation
	Stable	On low flow oxygen	On High flow oxygen	On Vent	
Mirpur	00	04	14	01	262
Muzaffarabad	01	02	08	00	236
Quetta	00	00	06	00	193
Gilgit	01	05	08	00	40
Islamabad	32	103	217	50	5,845
Abbottabad	00	79	83	01	281
Peshawar	00	58	410	39	1,164
Swat	00	76	97	07	13
Bahawalpur	00	17	85	15	595
Faisalabad	18	44	347	11	2,512
Gujranwala	00	09	93	11	55
Lahore	82	81	309	191	2,432
Multan	02	178	29	81	1,024
Rawalpindi	07	59	139	30	1,874
Hyderabad	05	35	32	01	3,277
Karachi	94	168	355	65	44,682

Summary Table by Province

Provinces	Lab Status				Stable	Hospitalized			Home Isolation	Total Recovered	Total Deaths
	Tested		Positive			Oxygen		On Vent.			
	Last 24hrs	Total (PCR+RA)	Last 24hrs	Total		On low flow	On High flow				
AJK	849	283,434	106	32,824	03	16	41	01	2,229	29,826	708
Balochistan	1,415	409,678	29	32,403	04	00	06	00	436	31,617	340
GB	498	177,754	12	10,051	07	13	18	00	317	9,519	177
Islamabad	4,258	1,930,274	198	100,956	32	103	217	50	5,845	93,835	874
KP	10,126	2,721,793	468	165,200	00	637	963	51	6,344	152,098	5,107
Punjab	23,343	6,936,801	1,784	403,157	236	914	1,443	394	23,328	364,776	12,066
Sindh	16,642	5,650,723	1,016	438,327	145	229	444	66	47,835	382,648	6,960

Contact Details

Dr Palitha Mahipala
 WHO Representative
 WHO Country Office
 Islamabad – Pakistan
 Tel: +92 51 9255183
 Email: mahipalap@who.int

Dr Michael Lukwiya
 Incident Manager
 WHO Country Office
 Islamabad - Pakistan
 Tel: +92 51 9255184
 Email: lukwiyam@who.int