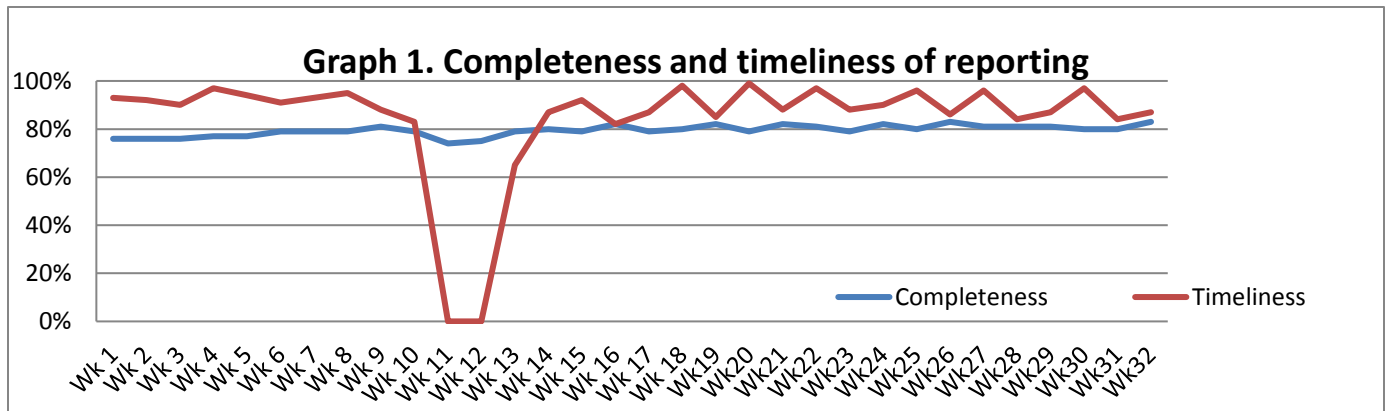


Highlights:

- ❖ 79 cases of suspected measles reported mainly from three governorates, Deir Ezzor, Raqqa and Hassaka.
- ❖ 2 cases of acute flaccid paralysis reported from Deir Ezzor and Hama.
- ❖ The increase in suspected typhoid cases in Aresha camp continues in week 32.

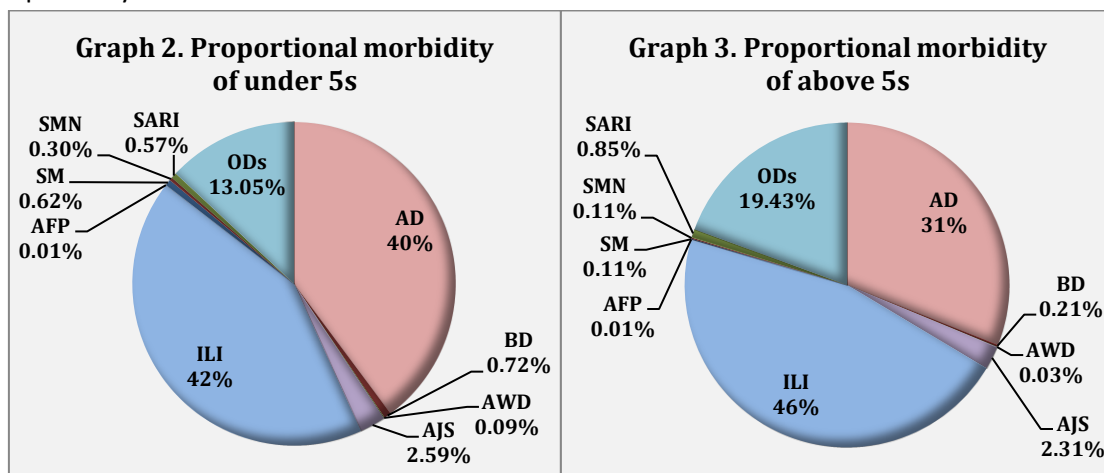
Completeness & Timeliness of Reporting

- ❖ The overall completeness of reporting was 83%; (1048 out of total 1263 EWARS sentinel sites). 14 governorates have reported this week.
- ❖ Timeliness of reporting was 87%.



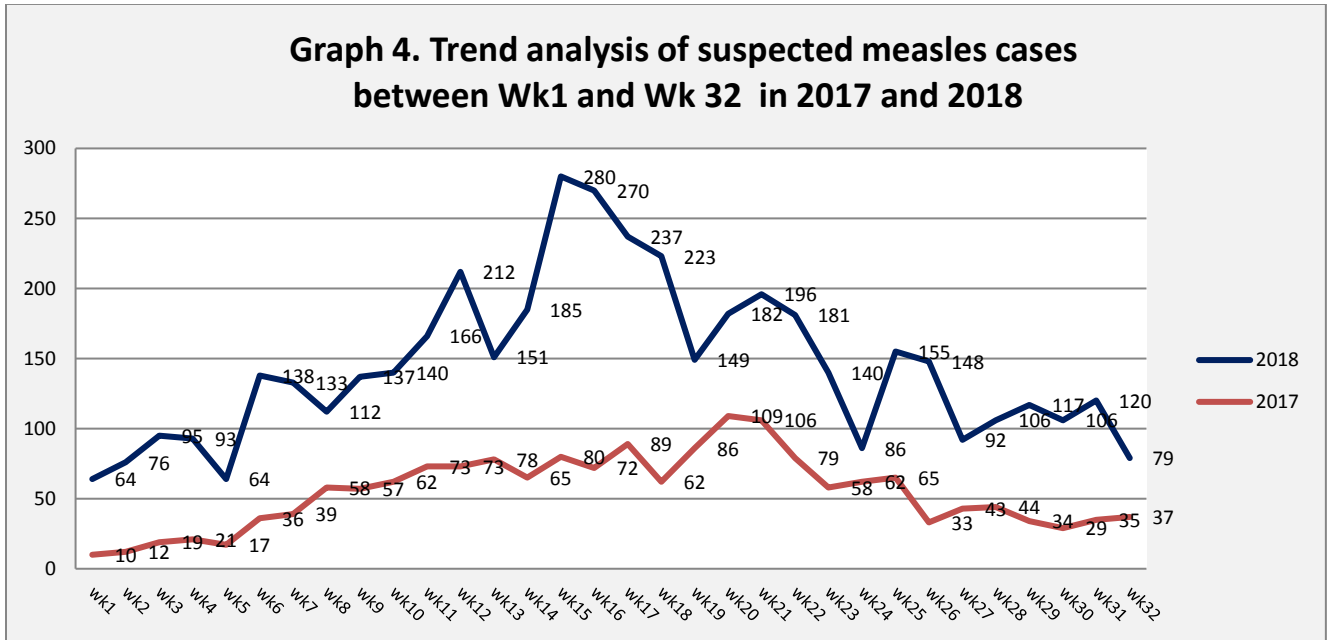
The Morbidity Cases

- ❖ Out of a total of 250 964 consultations, 24 456 EWARS notifiable cases were reported, of which 10 851 cases were influenza-like illness (44%), 8439 were acute diarrhoea (35%), 594 were acute jaundice syndrome, 179 were severe acute respiratory infection, 79 were suspected measles, 104 were bloody diarrhoea, and 47 were suspected meningitis.
- ❖ Graphs 2 and 3 below show the proportional morbidity among <5 and ≥5 year age groups, respectively.

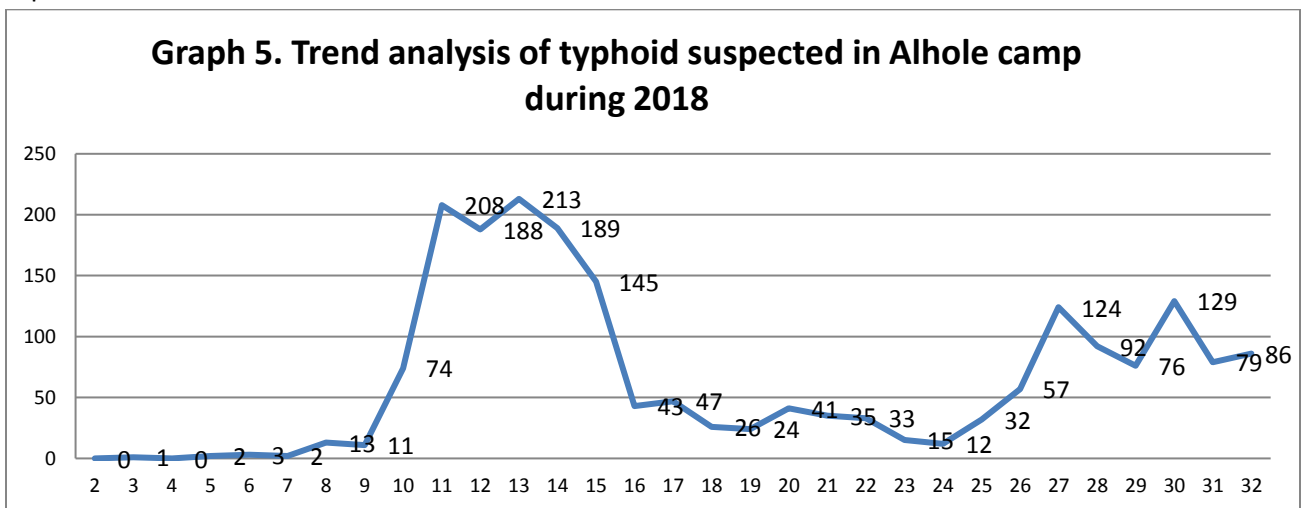


- ❖ 50% of the cases were distributed among males. 58% of the cases were distributed among ≥5 age group.

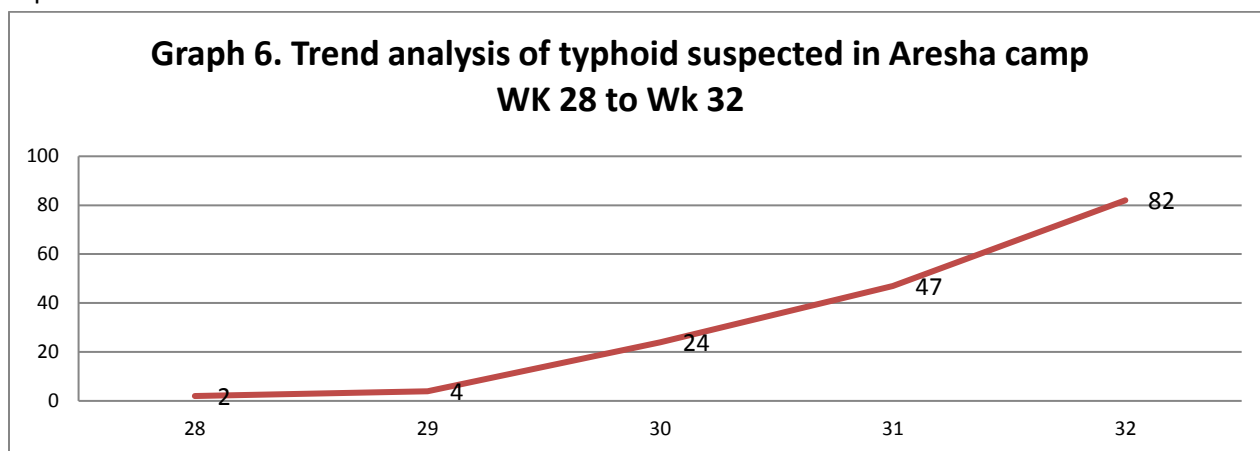
- ❖ Acute diarrhoea constitutes 40% among <5 and 31% among ≥5, while influenza-like illness constitutes 42% of the cases among <5 and 46% among ≥5.
- ❖ In total 4094 cases were reported as “other diseases”. The most important diseases reported within this group were 822 cases of leishmaniasis (mostly from Aleppo, Idleb and Deir Ezzor), 418 cases of brucellosis, 586 cases of typhoid, 5 cases of tuberculosis, 78 pertussis, and 36 mumps.
- ❖ Graph 4 shows the trend analysis of suspected measles cases reported between week 1 and week 32 of 2017 and 2018. It shows a slight decrease in suspected cases in week 30.



Graph 5 shows trend analysis of suspected typhoid cases in Alhole camp. The graph indicates an increase in reported cases from week 29.



Graph 6 shows trend analysis of suspected typhoid cases in Aresha camp. The graph indicates that increase in reported cases from week 29.



- ❖ Table 1 shows comparison between reported cases in week 31 and week 32, 2018. The table shows an increase in most reported cases, this increase is attributed to an increase of reporting sites in Deir Ezzor.

Table 1. Comparison between reported cases for week 31 and week 32 in 2018.

Disease	31	32
AD	9165	8493
BD	120	104
AWD	0	0
AJS	631	594
ILI	11 130	10 851
AFP	2	2
SM	120	79
SMN	57	47
SARI	195	179
TYF	531	586
PER	54	78
LSH	708	822
BRU	367	418
TB	6	5
SCA	461	515
LIC	733	708
CHP	307	397
MUM	24	36
Others	534	529
Total	25 157	24 456

Measles:

The sub-national measles campaign will be completed this week across the seven targeted governorates. A total of 1 116 821 children 7–71 months have been reported vaccinated so far (90% of the target).

- This week the campaign was expanded across Deir Ezzor governorate except in Al-Mayadin district where the campaign is being extended for several days in order to reach all rural areas. The total number of vaccinated children in the whole governorate was 134 772 in five districts (Deir Ezzor city, Al- Mayadin, Hagin, Al- Souar, Al-Hosaynieh).
- Homs governorate also extended the campaign for one week to cover the northern rural Homs. Two mobile teams vaccinated 248 children with measles and other routine vaccination in Bilal, Albazza, Simat and Musafir villages.

Suspected typhoid, Areesha camp, Al Hassakeh governorate

- An increase of suspected typhoid cases has been reported from Areesha Camp since week 30, the cumulative number of cases between 30 and 32 is 153. In week 32, the number of suspected cases was 86.
- All cases were tested by Widal (results above 1/40). On 6 August, specimens were delivered to the microbiology reference laboratory in Damascus for additional testing, the lab results were negative for salmonella typhi, more laboratory tests are needed to identify the causative agent.
- An awareness-raising campaign is needed in order to enforce health awareness and hygiene measures.

Table-2: Distribution of cases per age group, and by Governorate-week-32, 2018:

Code	age group	Idleb	Hassaka	Raqqa	Sweida	Qunaitra	Lattakia	Aleppo	Hama	Homs	Daraa	Damascus	DierEzor	Rural Damascus	Tartous	Grand Total
AD	< 5	207	182	87	156	53	459	696	139	114	138	595	929	401	228	4,384
	≥ 5	105	222	158	155	59	372	624	165	146	104	532	1,064	306	97	4,109
BD	< 5	0	14	6	5	0	0	1	0	0	0	2	2	0	0	30
	≥ 5	0	18	9	7	0	3	0	0	0	3	2	31	1	0	74
AWD	< 5	0	0	0	0	0	0	0	0	0	0	0	0	0	0	0
	≥ 5	0	0	0	0	0	0	0	0	0	0	0	0	0	0	0
AJS	< 5	0	30	52	11	1	15	41	38	20	13	25	58	15	8	327
	≥ 5	0	22	80	2	1	1	18	5	9	9	9	102	7	2	267
ILI	< 5	10	140	32	170	345	1,049	1,174	56	114	217	555	725	1,026	879	6,492
	≥ 5	10	152	20	144	194	930	693	19	95	72	329	756	654	291	4,359
AFP	< 5	0	0	0	0	0	0	0	0	0	0	0	1	0	0	1
	≥ 5	0	0	0	0	0	0	0	1	0	0	0	0	0	0	1
SM	< 5	0	4	6	0	0	0	0	0	0	0	0	5	0	0	15
	≥ 5	0	9	16	0	0	1	0	0	0	0	4	33	1	0	64
SMN	< 5	0	4	2	0	0	0	0	1	0	0	4	3	1	1	16
	≥ 5	0	0	2	1	0	4	0	2	0	0	3	16	0	3	31
SARI	< 5	0	1	13	13	0	6	0	10	0	0	53	24	0	0	120
	≥ 5	0	4	13	1	0	2	0	4	0	0	12	21	0	2	59
Others	< 5	348	288	106	25	9	48	483	160	63	38	15	915	243	6	2,747
	≥ 5	526	92	43	18	5	28	173	17	28	8	5	310	93	1	1,347
Total Sum of < 5		565	663	304	380	408	1,577	2,395	404	311	406	1,249	2,666	1,686	1,122	14,136
Total Sum of ≥ 5		641	519	341	328	259	1,341	1,508	213	278	196	896	2,342	1,062	396	10,320
Total		1,206	1,182	645	708	667	2,918	3,903	617	589	602	2,145	5,008	2,748	1,518	24,456