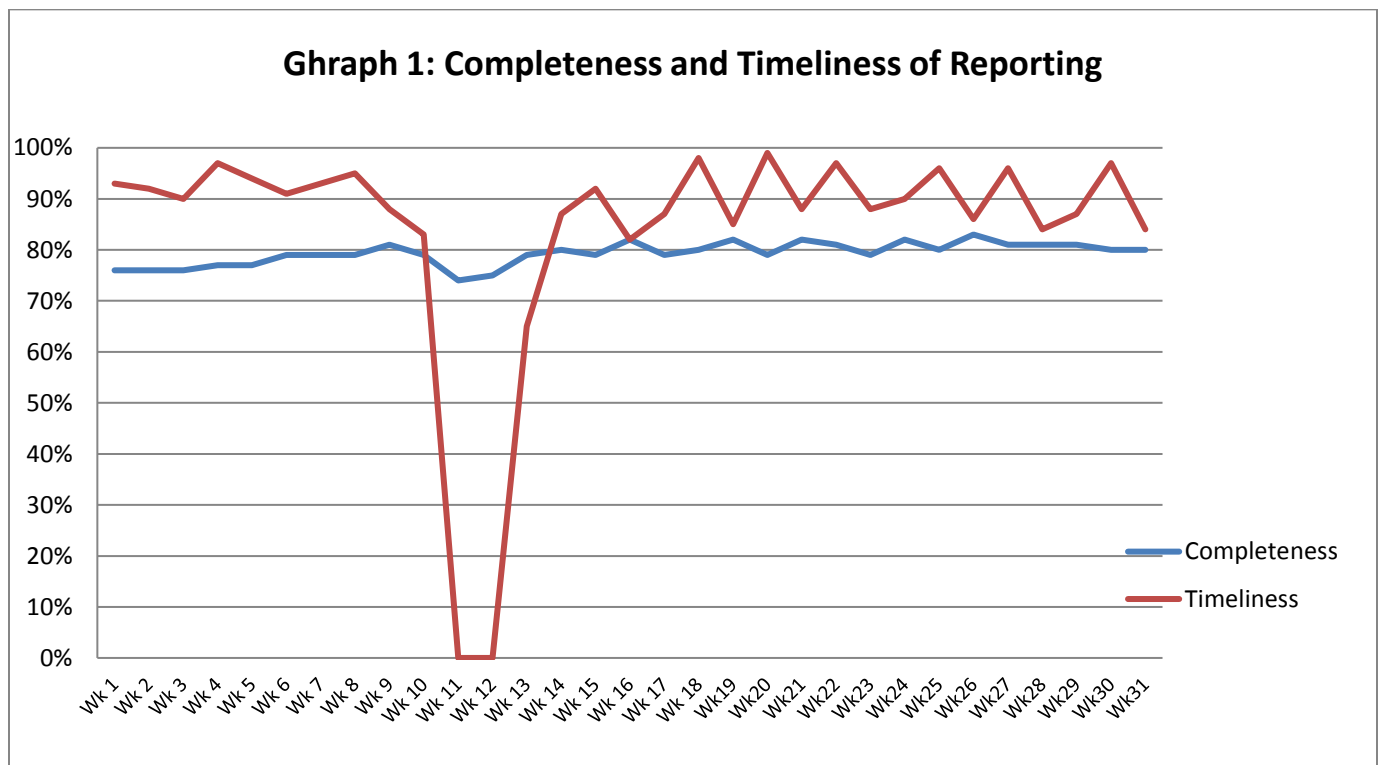


Highlights:

- ❖ 120 suspected Measles reported mainly from three governorates, Deir ezzor, Raqqa and Hassaka.
- ❖ 2 AFP cases reported from Damascus.
- ❖ Increase in suspected Typhoid cases have been reported from Aresha camp in Hassaka governorate.

❖ Completeness & Timeliness of Reporting

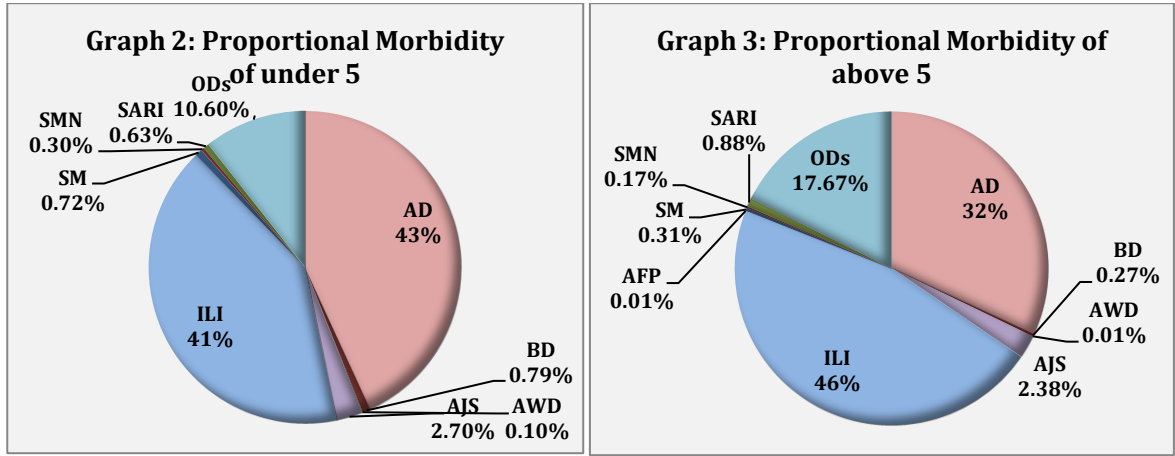
- ❖ The overall completeness of reporting was 80 %; (1039 out of total 1299 EWARS sentinel sites). 14 governorates have reported this week.
- ❖ Timeliness of reporting was 84%.



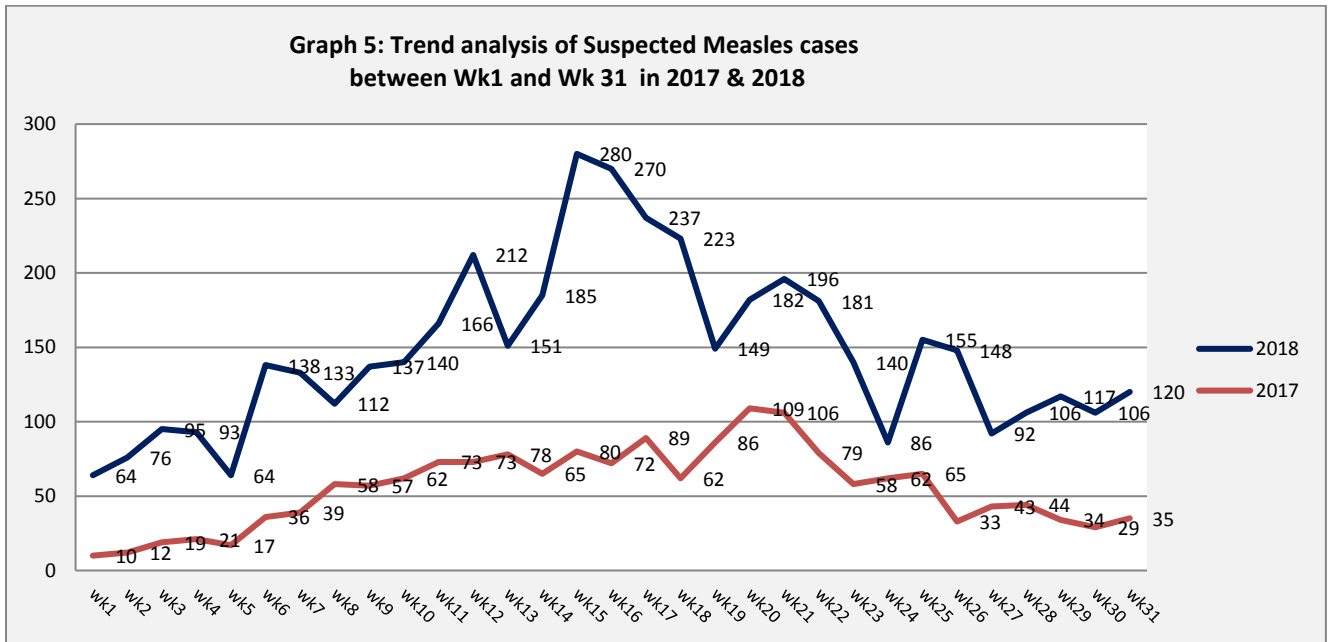
❖ The Morbidity Cases

- ❖ Out of the 225,703 total consultations, a total of 25,157 EWARS notifiable cases were reported; of which 11,130 cases were Influenza like Illness (44%), 9,165 cases were Acute Diarrhoea (36%), 631 cases of AJS, 195 cases of Sever Acute Respiratory Infection, 120 cases of Suspected Measles, 120 cases of Bloody Diarrhoea, and 57 cases of Suspected Meningitis.

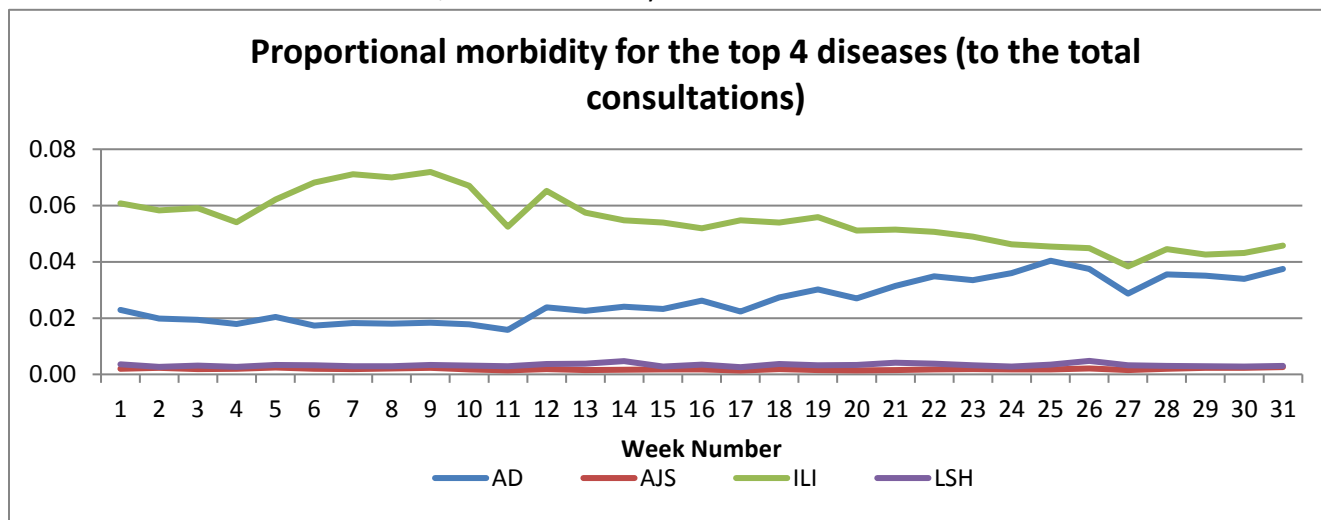
❖ **Graphs 2 and 3 below** show the proportional morbidity among < 5 and ≥ 5 year age groups respectively.



- ❖ 51% of the cases were distributed among males. 59% of the cases were distributed among ≥5 age group.
- ❖ AD constitutes (43%) among < 5 and (32%) among ≥ 5, while ILI constitutes (41%) of the cases among <5 and (46%) among ≥ 5.
- ❖ In total 3,725 cases were reported as “other diseases”. The most important diseases reported within this group were; 708 cases of Leishmaniasis (mostly from Aleppo, Idleb and Deir Ezzor), 367 cases of Brucellosis, 531 cases of Typhoid, 6 cases of TB, 54 Pertussis, and Mumps 24.
- ❖ **Graph 4:** shows the trend analysis of suspected Measles cases reported between week 1 and week 31 of 2017 and 2018. It shows a slight decrease in suspected cases in week 30.



Graph 6 shows the trend analysis of top four diseases to total consultations. It shows an increase in the trend of Acute Diarrhea cases in this week, this increase is synchronized with summer season.



❖ The table below shows comparison between reported cases in week-30 and week-31 2018. The table shows increase in most reported cases, this increase is attributed to increase of reporting sites in Deir Ezzor.

Table 1: Comparison between reported cases for week 30 & week 31 in 2018.

Disease	30	31
AD	8,902	9,165
BD	125	120
AWD	0	0
AJS	625	631
ILI	11,200	11,130
AFP	5	2
SM	106	120
SMN	47	57
SARI	225	195
TYF	609	531
PER	63	54
LSH	678	708
BRU	406	367
TB	6	6
SCA	496	461
LIC	572	733
CHP	318	307
MUM	33	24
Others	1139	534
Total	25555	25157

Measles:

- The preliminary results of measles campaign 15-26 July 2018 indicate that 927,911 children were vaccinated against measles (75%).
 - The campaign ongoing in rural Deir-ez-Zor but the coverage rate is still very low due to shortage of field officers and shortage of vaccines
 - Homs governorate has also extended the campaign for one week to cover Northern Rural Homs.
 - During the campaign the communication activities were very limited in the whole country which led to low coverage at national levels.

Acute bloody Diarrhea in Deir Ezzor

As of 04 August 2018, 693 cases, including 12 deaths, of acute diarrhea have been reported since week 10.

- WHO and UNICEF on the 6th of August has initiated implementing of a campaign to distribute of aquatabs and raising the awareness of approximately 20,000 households in 20 villages located in the eastern bank of Euphrates River. The campaign main objectives are:
 - Secure safe drinking water to households by distributing aqua-tablets to households in the affected areas and other villages along the Euphrates valley in Al Husseniyyeh district.
 - Provide health education to household level in the affected areas and scaling up the hygiene promotion activities including: Increase awareness about hygiene practices especially hand washing and water preservation. Promote the knowledge of cleaning water tanks, and educate households on how to use chlorine tablets (including what to do if the smell of chlorine is strong). Emphasize on the importance of using, and how to use ORS, and encourage community to report and referral of cases of acute diarrhoea immediately to the nearest health facilities.
 - The first phase of this intervention was to conduct two days training for 102 local volunteers on the usage of aqua-tablets and main health education messages. The field workers were provided with 200,000 aquatabs, 20 boxes of brochures, and 200 awareness posters.

Suspected typhoid, Areesha camp, Al Hassakeh Governorate

- An increase of suspected typhoid cases has been reported from Areesha Camp over the past 2 consecutive weeks.
- The cumulative cases for week 30 and 31 rose from 24 to 46 cases respectively. All cases were tested by Widal (results above 1/40). 5 blood specimens were shipped to the microbiology reference lab in Damascus for culture testing.

Table-2: Distribution of cases per age group, and by Governorate-week-31, 2018:

Code	age group	Idleb	Hassaka	Raqqa	Sweida	Qunaitra	Lattakia	Aleppo	Hama	Homs	Daraa	Damascus	DierEzor	Rural Damascus	Tartous	Grand Total
AD	< 5	93	240	97	155	53	521	709	195	117	150	638	968	589	244	4,769
	≥ 5	116	258	126	153	66	398	653	216	144	119	496	1,072	463	116	4,396
BD	< 5	0	13	9	7	0	0	0	1	0	2	6	2	0	0	40
	≥ 5	0	33	9	5	0	2	0	0	1	4	3	22	0	1	80
AWD	< 5	0	0	0	0	0	0	0	0	0	0	0	0	0	0	0
	≥ 5	0	0	0	0	0	0	0	0	0	0	0	0	0	0	0
AJS	< 5	0	21	52	19	1	14	46	56	17	6	46	51	15	12	356
	≥ 5	0	18	66	2	1	1	27	11	1	8	10	118	11	1	275
ILI	< 5	0	171	16	205	243	1,981	1,012	58	157	209	612	624	943	718	6,949
	≥ 5	0	148	27	133	158	931	640	73	70	80	275	696	676	274	4,181
AFP	< 5	0	0	0	0	0	0	0	0	0	0	2	0	0	0	2
	≥ 5	0	0	0	0	0	0	0	0	0	0	0	0	0	0	0
SM	< 5	0	9	10	0	0	0	6	0	0	0	2	17	3	0	47
	≥ 5	0	11	20	0	0	3	1	1	2	0	0	32	3	0	73
SMN	< 5	0	6	3	0	0	1	0	6	0	0	8	0	1	1	26
	≥ 5	0	0	1	2	0	1	0	3	3	0	4	16	0	1	31
SARI	< 5	0	2	14	3	0	14	3	17	0	0	56	20	0	2	131
	≥ 5	0	12	16	0	0	0	1	10	0	0	8	13	0	4	64
Others	< 5	278	266	85	28	14	109	471	209	48	27	50	749	299	12	2,645
	≥ 5	377	102	33	18	6	13	177	21	21	6	11	212	80	3	1,080
Total Sum of < 5		371	728	286	417	311	2,640	2,247	542	339	394	1,420	2,433	1,850	989	14,967
Total Sum of ≥ 5		493	582	298	313	231	1,349	1,499	335	242	217	807	2,191	1,233	400	10,190
Total		864	1,310	584	730	542	3,989	3,746	877	581	611	2,227	4,624	3,083	1,389	25,157