

Influenza situation in the Eastern Mediterranean Region

W41/2018 (from 07/10/2018 to 13/10/2018)

Source of data: EMFLU Network and FLUMART

Figure 1. Number of positive influenza cases and influenza positivity rate per week, 2017-2018

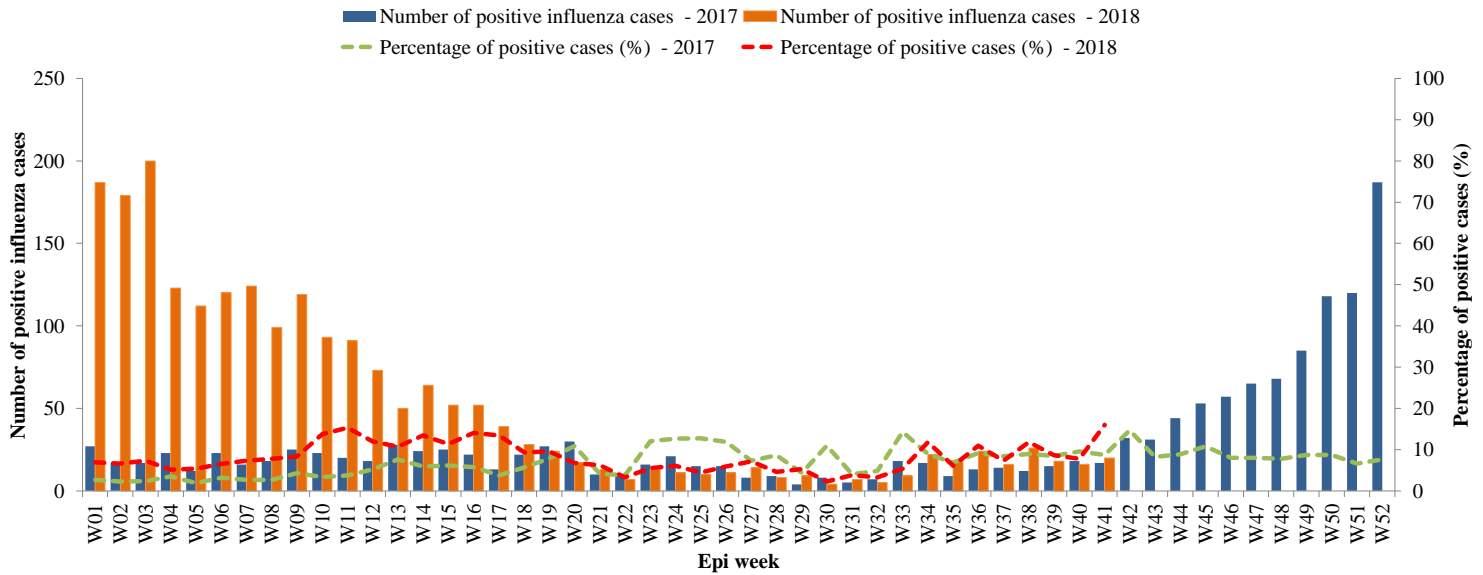


Figure 2. Percentage of circulating virus type by positive influenza cases

W40/2017 - W41/2018

Last 4 weeks

Flu A (H1N1)pdm09 Flu A (H3N2) Flu A (Not-subtyped) Flu B Flu A (H1N1)pdm09 Flu A (H3N2) Flu A (Not-subtyped) Flu B

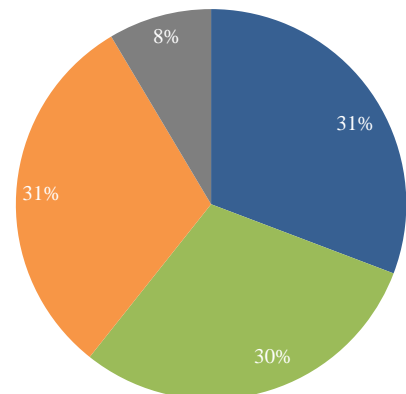
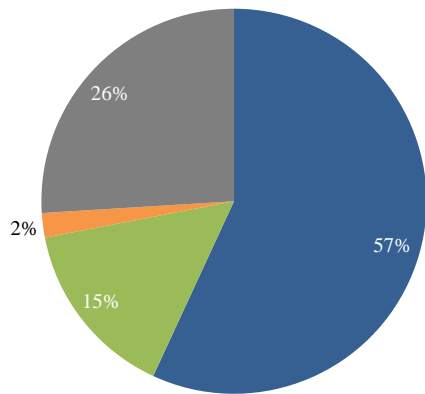


Table 1. Type and Number of influenza viruses detected from W40/2017 to W41/2018 and during last four weeks

Virus type	W40/2017-W41/2018	Last 4 weeks
	Number (%)	Number (%)
Flu A (H1N1)pdm09	13820 (57)	36 (31)
Flu A (H3N2)	3662 (15)	35 (30)
Flu A (Not-subtyped)	500 (2)	36 (31)
Flu B	6310 (26)	10 (9)
Total	24292	117

Figure 3. Comparison of respiratory pathogens detected from tested specimens by last 12 weeks
W41/2018

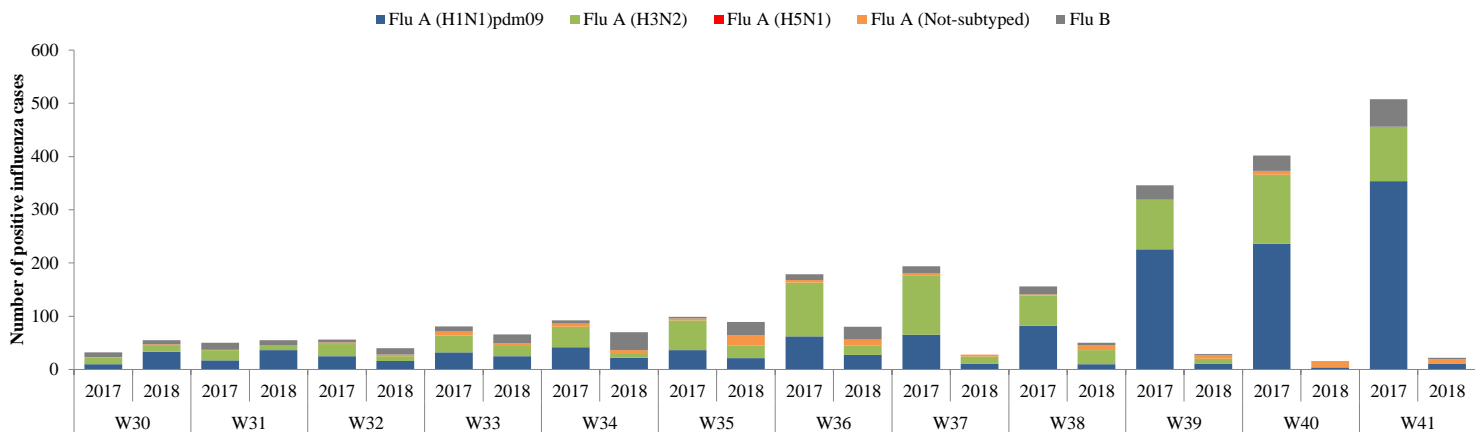


Figure 4. Age group distribution of influenza cases by virus type in the EMR from W40/2017 to W41/2018

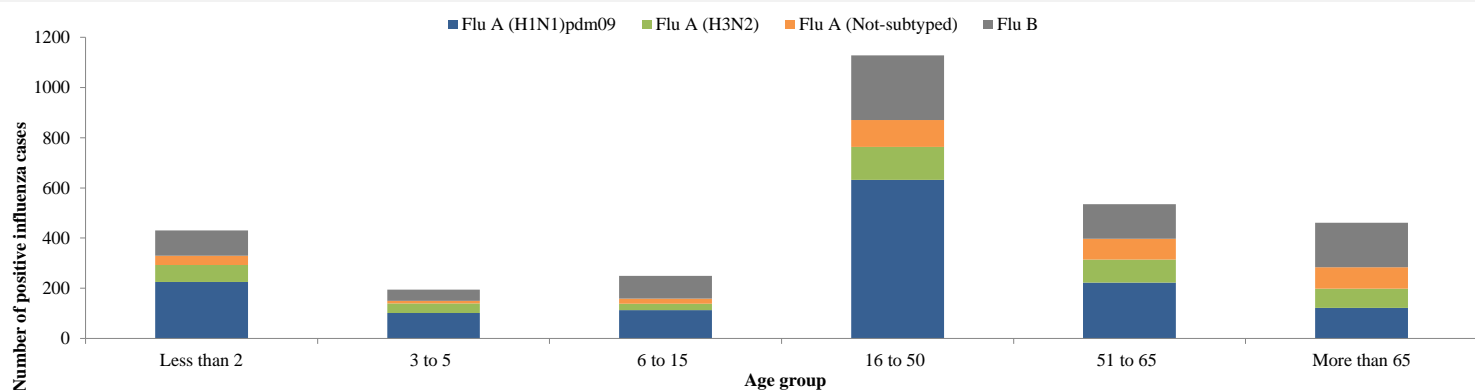


Table 2. Reported cases by country

W01-W41/2018

Country	Number of enrolled cases	Tested cases Number (%)	Influenza positive cases Number (%)	Positive cases			
				Flu A			Flu B
				Flu A (H1N1)pdm09	Flu A (H3N2)	Flu A (Not-subtyped)	Number (%)
Afghanistan	2342	2309 (99)	132 (6)	36 (27)	51 (39)	0 (0)	45 (34)
Bahrain	503	489 (97)	117 (24)	51 (44)	12 (10)	0 (0)	54 (46)
Egypt	9285	9285 (100)	1613 (17)	770 (48)	296 (18)	2 (0)	545 (34)
Iran (Islamic Republic of)	6907	6907 (100)	654 (9)	226 (35)	168 (26)	0 (0)	260 (40)
Iraq	1237	1237 (100)	279 (23)	202 (72)	8 (3)	(-)	69 (25)
Jordan	1667	1653 (99)	241 (15)	165 (68)	3 (1)	0 (0)	73 (30)
Kuwait	5518	5518 (100)	1083 (20)	309 (29)	108 (10)	(-)	666 (61)
Lebanon	609	609 (100)	100 (16)	31 (31)	33 (33)	0 (0)	36 (36)
Morocco	1121	1121 (100)	270 (24)	47 (17)	102 (38)	0 (0)	121 (45)
occupied Palestinian territory	1224	1224 (100)	266 (22)	237 (89)	6 (2)	(-)	23 (9)
Pakistan	2828	2828 (100)	793 (28)	511 (64)	230 (29)	0 (0)	52 (7)
Qatar	24256	24256 (100)	4274 (18)	1878 (44)	653 (15)	145 (3)	1598 (37)
Saudi Arabia	5881	5628 (96)	644 (11)	106 (16)	(-)	244 (38)	294 (46)
Syrian Arab Republic	90	90 (100)	22 (24)	10 (45)	(-)	3 (14)	9 (41)
Oman	2824	2554 (90)	367 (14)	101 (28)	74 (20)	0 (0)	192 (52)
Sudan	206	145 (70)	8 (6)	(-)	2 (25)	2 (25)	4 (50)
Tunisia	1213	1213 (100)	313 (26)	213 (68)	81 (26)	0 (0)	19 (6)
Yemen	387	(-)	(-)	(-)	(-)	(-)	(-)
Total	68098	67066 (98)	11176 (17)	4893 (44)	1827 (16)	396 (4)	4060 (36)

Published by the Infectious Hazard Management (IHM) unit, World Health Organization (WHO) Eastern Mediterranean Regional Office (EMRO), Cairo, Egypt.
For Correspondence: Tel. + 20-2-22765492, Fax + 20-2-2765456. E-mail: emrgohspoutbreak@who.int
Influenza monthly situation updates are available at: <http://www.emro.who.int/health-topics/influenza/regional-situation-update.html>