

Influenza situation in the Eastern Mediterranean Region

W37/2018 (from 09/09/2018 to 15/09/2018)

Source of data: EMFLU Network and FLUMART

Figure 1. Number of positive influenza cases and influenza positivity rate per week, 2017-2018

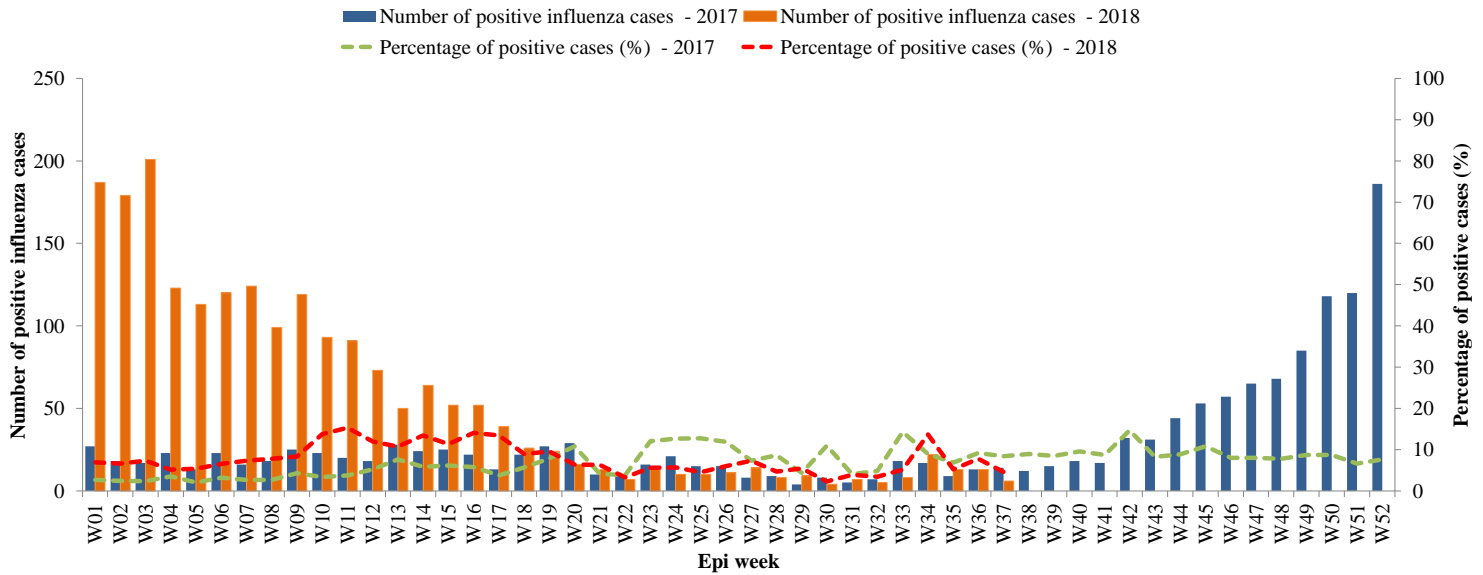


Figure 2. Percentage of circulating virus type by positive influenza cases

W40/2017 - W37/2018

Last 4 weeks

Flu A (H1N1)pdm09 Flu A (H3N2) Flu A (Not-subtyped) Flu B Flu A (H1N1)pdm09 Flu A (H3N2) Flu A (Not-subtyped) Flu B

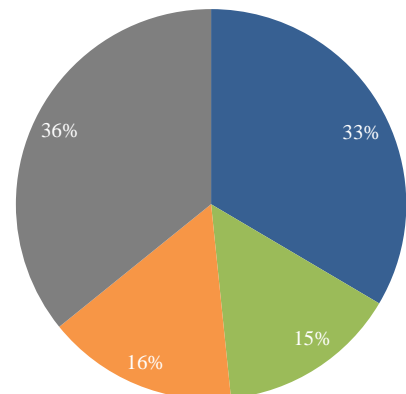
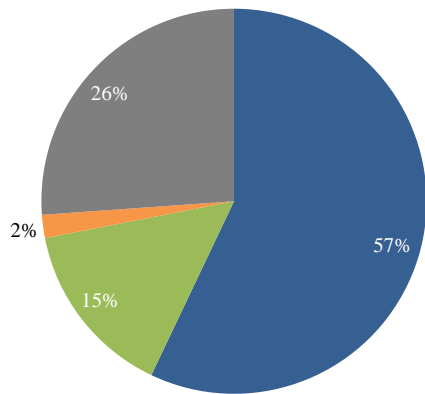


Table 1. Type and Number of influenza viruses detected from W40/2017 to W37/2018 and during last four weeks

Virus type	W40/2017-W37/2018	Last 4 weeks
	Number (%)	Number (%)
Flu A (H1N1)pdm09	13796 (57)	72 (33)
Flu A (H3N2)	3594 (15)	32 (15)
Flu A (Not-subtyped)	471 (2)	34 (16)
Flu B	6316 (26)	77 (36)
Total	24177	215

Figure 3. Comparison of respiratory pathogens detected from tested specimens by last 12 weeks

W37/2018

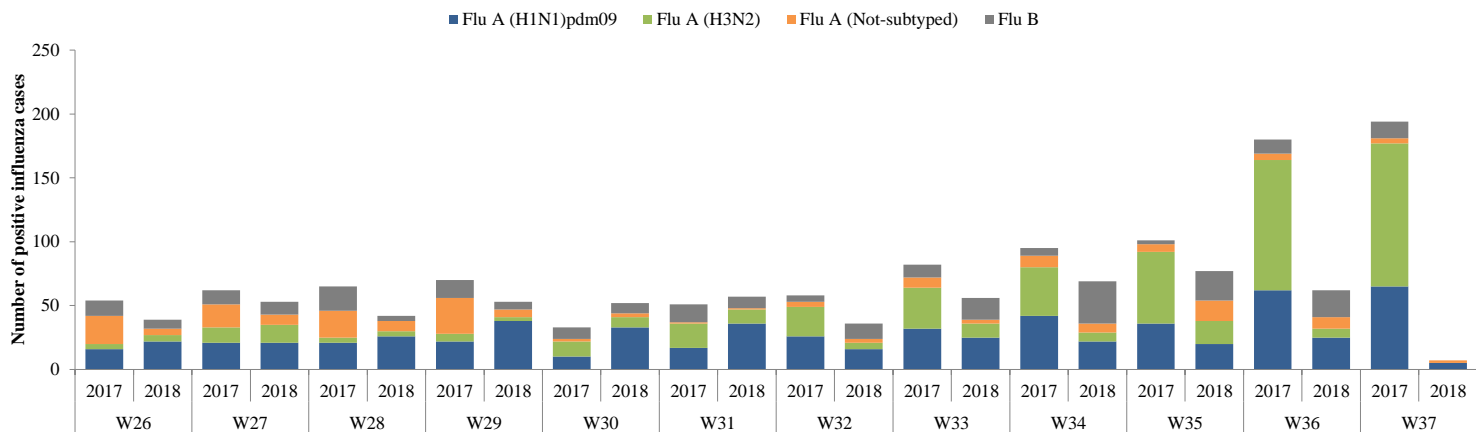


Figure 4. Age group distribution of influenza cases by virus type in the EMR from W40/2017 to W37/2018

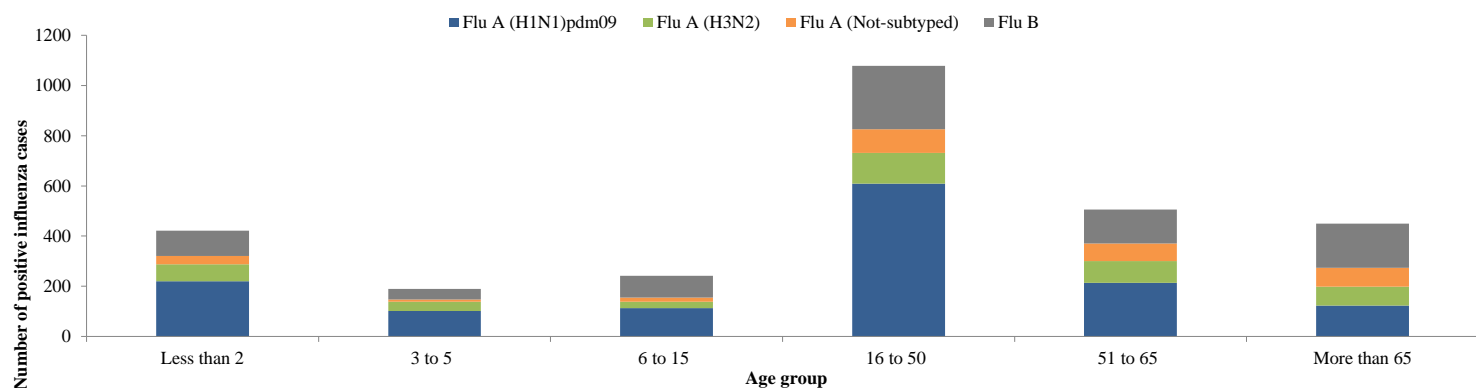


Table 2. Reported cases by country

W01-W37/2018

Country	Number of enrolled cases	Tested cases Number (%)	Influenza positive cases Number (%)	Positive cases			
				Flu A			Flu B
				Flu A (H1N1)pdm09	Flu A (H3N2)	Flu A (Not-subtyped)	Number (%)
Afghanistan	2078	2067 (99)	140 (7)	42 (30)	52 (37)	(-)	46 (33)
Bahrain	492	478 (97)	122 (26)	55 (45)	9 (7)	4 (3)	54 (44)
Egypt	7673	7673 (100)	1530 (20)	765 (50)	227 (15)	2 (0)	536 (35)
Iran (Islamic Republic of)	6416	6416 (100)	636 (10)	217 (34)	159 (25)	(-)	260 (41)
Iraq	1220	1220 (100)	279 (23)	202 (72)	8 (3)	(-)	69 (25)
Jordan	1436	1436 (100)	250 (17)	167 (67)	4 (2)	2 (1)	77 (31)
Kuwait	5518	5518 (100)	1087 (20)	309 (28)	108 (10)	4 (0)	666 (61)
Lebanon	604	601 (100)	122 (20)	37 (30)	37 (30)	3 (2)	45 (37)
Morocco	1033	1033 (100)	272 (26)	48 (18)	102 (38)	(-)	122 (45)
occupied Palestinian territory	1224	1224 (100)	266 (22)	237 (89)	6 (2)	(-)	23 (9)
Pakistan	2828	2828 (100)	799 (28)	511 (64)	231 (29)	(-)	57 (7)
Qatar	24186	24186 (100)	4248 (18)	1855 (44)	653 (15)	145 (3)	1595 (38)
Saudi Arabia	4214	2876 (68)	580 (20)	96 (17)	(-)	197 (34)	287 (49)
Syrian Arab Republic	87	87 (100)	22 (25)	10 (45)	(-)	3 (14)	9 (41)
Oman	2821	2551 (90)	367 (14)	101 (28)	74 (20)	(-)	192 (52)
Sudan	206	145 (70)	9 (6)	(-)	2 (22)	2 (22)	5 (56)
Tunisia	1213	1213 (100)	313 (26)	213 (68)	81 (26)	(-)	19 (6)
Yemen	387	(-)	(-)	(-)	(-)	(-)	(-)
Total	63636	61552 (97)	11042 (18)	4865 (44)	1753 (16)	362 (3)	4062 (37)

Published by the Infectious Hazard Management (IHM) unit, World Health Organization (WHO) Eastern Mediterranean Regional Office (EMRO), Cairo, Egypt.
 For Correspondence: Tel. + 20-2-22765492, Fax + 20-2-2765456. E-mail: emrgohspoutbreak@who.int
 Influenza monthly situation updates are available at: <http://www.emro.who.int/health-topics/influenza/regional-situation-update.html>