

Influenza situation in the Eastern Mediterranean Region

W26/2018 (from 24/06/2018 to 30/06/2018)

Source of data: EMFLU Network and FLUMART

Figure 1. Number of positive influenza cases and influenza positivity rate per week, 2017-2018

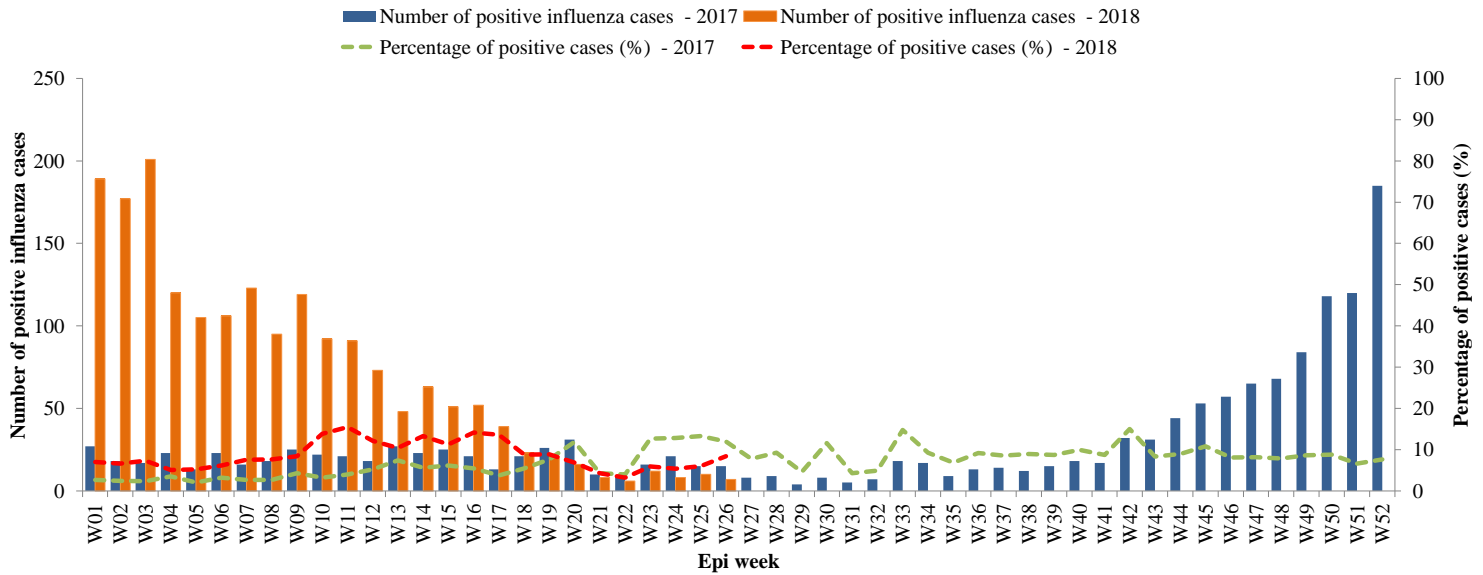


Figure 2. Percentage of circulating virus type by positive influenza cases

W40/2017 - W26/2018

Last 4 weeks

Flu A (H1N1)pdm09 Flu A (H3N2) Flu A (Not-subtyped) Flu B Flu A (H1N1)pdm09 Flu A (H3N2) Flu A (Not-subtyped) Flu B

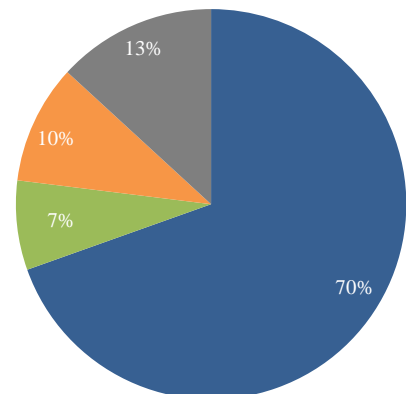
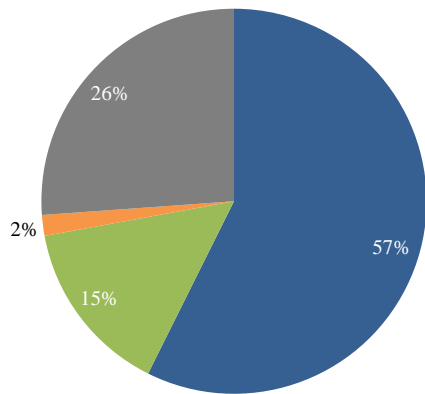


Table 1. Type and Number of influenza viruses detected from W40/2017 to W26/2018 and during last four weeks

Virus type	W40/2017-W26/2018	Last 4 weeks
	Number (%)	Number (%)
Flu A (H1N1)pdm09	13530 (57)	169 (70)
Flu A (H3N2)	3480 (15)	18 (7)
Flu A (Not-subtyped)	412 (2)	24 (10)
Flu B	6166 (26)	32 (13)
Total	23588	243

Figure 3. Comparison of respiratory pathogens detected from tested specimens by last 12 weeks

W26/2018

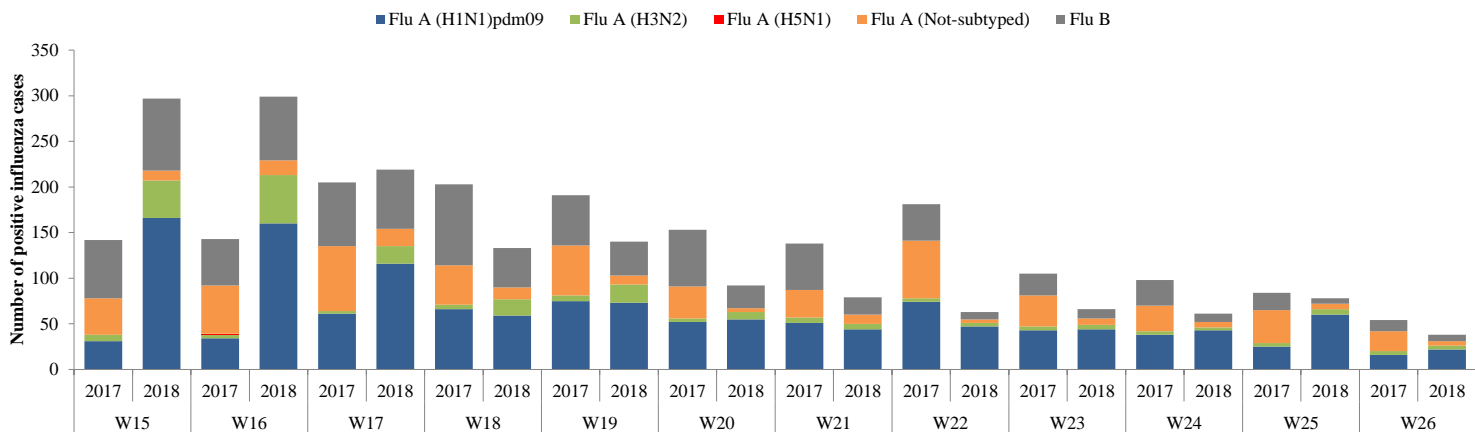


Figure 4. Age group distribution of influenza cases by virus type in the EMR from W40/2017 to W26/2018

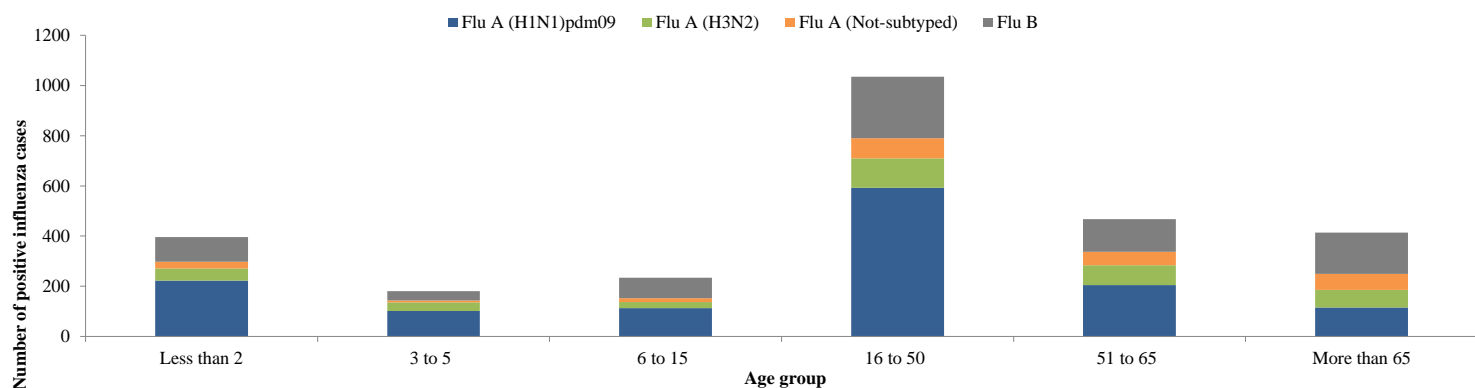


Table 2. Reported cases by country

W01-W26/2018

Country	Number of enrolled cases	Tested cases Number (%)	Influenza positive cases Number (%)	Positive cases			
				Flu A			Flu B
				Flu A (H1N1)pdm09	Flu A (H3N2)	Flu A (Not-subtyped)	Number (%)
Afghanistan	1662	1581 (95)	140 (9)	42 (30)	52 (37)	(-)	46 (33)
Bahrain	412	402 (98)	116 (29)	51 (44)	(-)	13 (11)	52 (45)
Egypt	7098	7098 (100)	1515 (21)	765 (50)	213 (14)	2 (0)	535 (35)
Iran (Islamic Republic of)	6200	6200 (100)	636 (10)	217 (34)	159 (25)	(-)	260 (41)
Iraq	1186	1186 (100)	275 (23)	200 (73)	8 (3)	(-)	67 (24)
Jordan	1274	1274 (100)	249 (20)	167 (67)	3 (1)	2 (1)	77 (31)
Kuwait	5518	5518 (100)	1087 (20)	309 (28)	108 (10)	4 (0)	666 (61)
Lebanon	557	557 (100)	119 (21)	37 (31)	34 (29)	3 (3)	45 (38)
Morocco	1033	1033 (100)	272 (26)	48 (18)	102 (38)	(-)	122 (45)
occupied Palestinian territory	1202	1202 (100)	270 (22)	241 (89)	6 (2)	(-)	23 (9)
Pakistan	2748	2748 (100)	799 (29)	511 (64)	231 (29)	(-)	57 (7)
Qatar	20254	20254 (100)	3797 (19)	1605 (42)	600 (16)	120 (3)	1472 (39)
Saudi Arabia	4136	3951 (96)	510 (13)	83 (16)	(-)	156 (31)	271 (53)
Syrian Arab Republic	82	82 (100)	22 (27)	10 (45)	(-)	3 (14)	9 (41)
Oman	2525	2380 (94)	335 (14)	100 (30)	44 (13)	(-)	191 (57)
Sudan	62	(-)	(-)	(-)	(-)	(-)	(-)
Tunisia	1213	1213 (100)	313 (26)	213 (68)	81 (26)	(-)	19 (6)
Yemen	368	(-)	(-)	(-)	(-)	(-)	(-)
Total	57530	56679 (99)	10455 (18)	4599 (44)	1641 (16)	303 (3)	3912 (37)

Published by the Infectious Hazard Management (IHM) unit, World Health Organization (WHO) Eastern Mediterranean Regional Office (EMRO), Cairo, Egypt.
 For Correspondence: Tel. + 20-2-22765492, Fax + 20-2-2765456. E-mail: emrgohspoutbreak@who.int
 Influenza monthly situation updates are available at: <http://www.emro.who.int/health-topics/influenza/regional-situation-update.html>