

Influenza situation in the Eastern Mediterranean Region

W25/2018 (from 17/06/2018 to 23/06/2018)

Source of data: EMFLU Network and FLUMART

Figure 1. Number of positive influenza cases and influenza positivity rate per week, 2017-2018

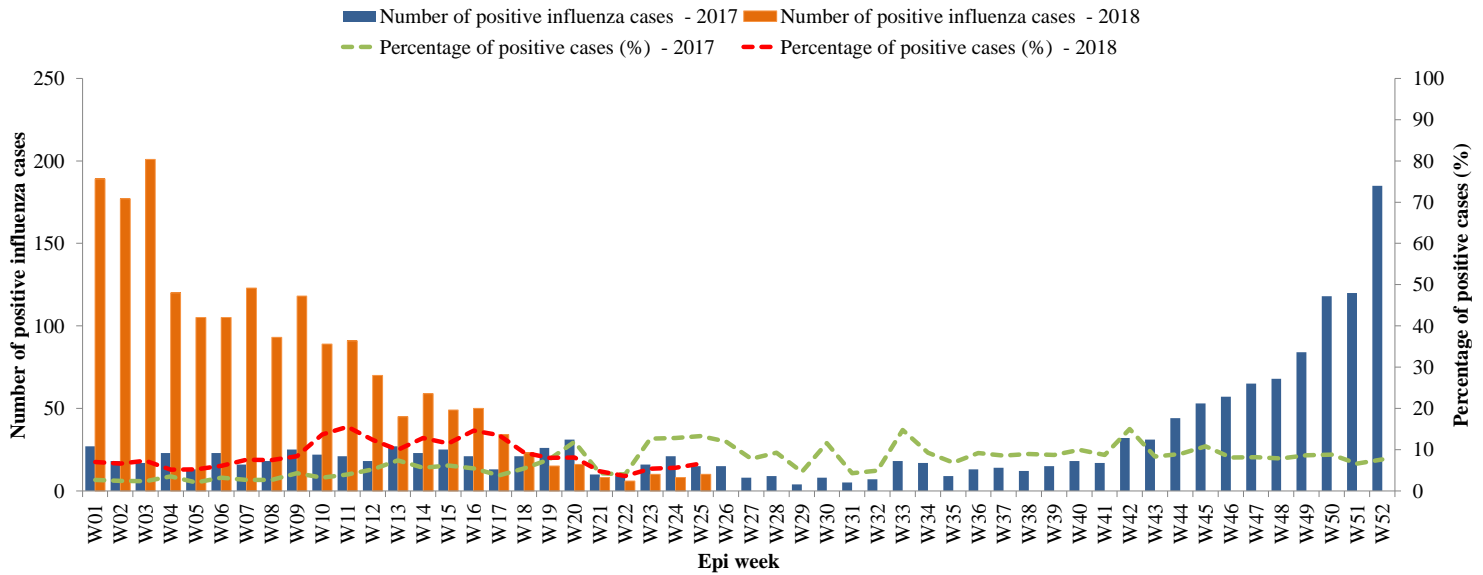


Figure 2. Percentage of circulating virus type by positive influenza cases

W40/2017 - W25/2018

Last 4 weeks

■ Flu A (H1N1)pdm09 ■ Flu A (H3N2) ■ Flu A (Not-subtyped) ■ Flu B

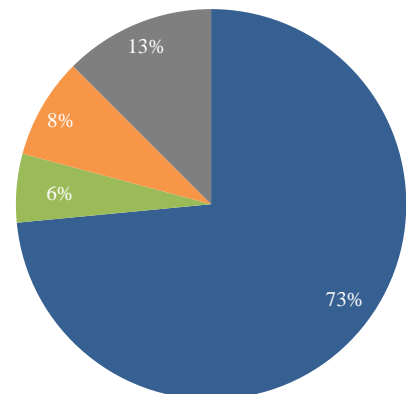
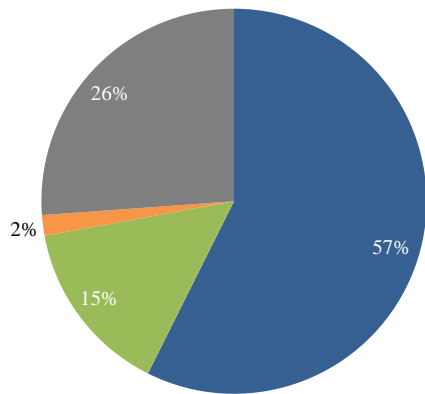


Table 1. Type and Number of influenza viruses detected from W40/2017 to W25/2018 and during last four weeks

Virus type	W40/2017-W25/2018	Last 4 weeks
	Number (%)	Number (%)
Flu A (H1N1)pdm09	13508 (57)	194 (73)
Flu A (H3N2)	3473 (15)	15 (6)
Flu A (Not-subtyped)	406 (2)	22 (8)
Flu B	6157 (26)	33 (13)
Total	23544	264

Figure 3. Comparison of respiratory pathogens detected from tested specimens by last 12 weeks
W25/2018

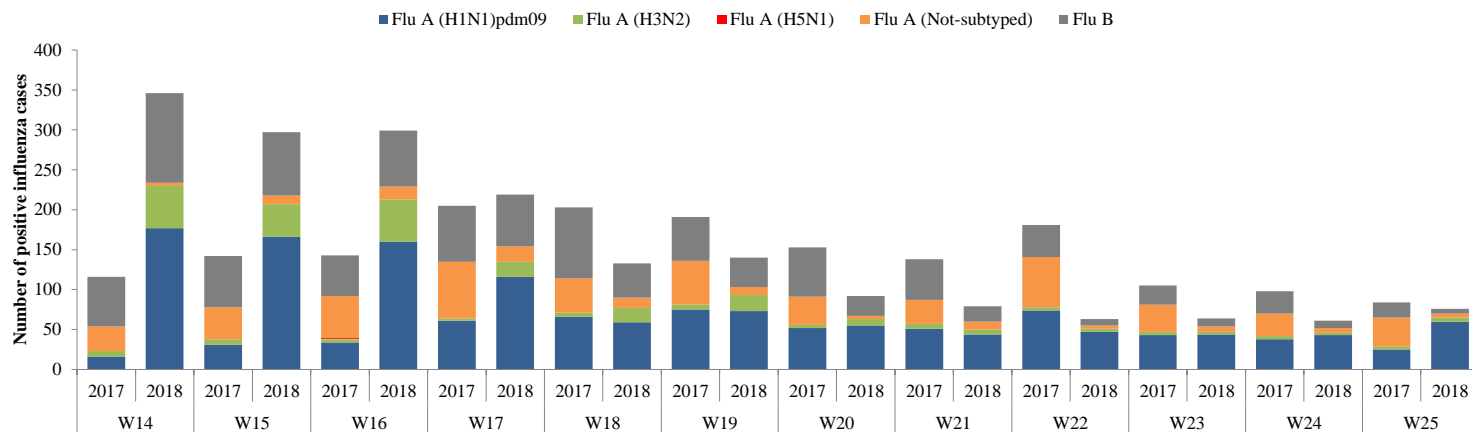


Figure 4. Age group distribution of influenza cases by virus type in the EMR from W40/2017 to W25/2018

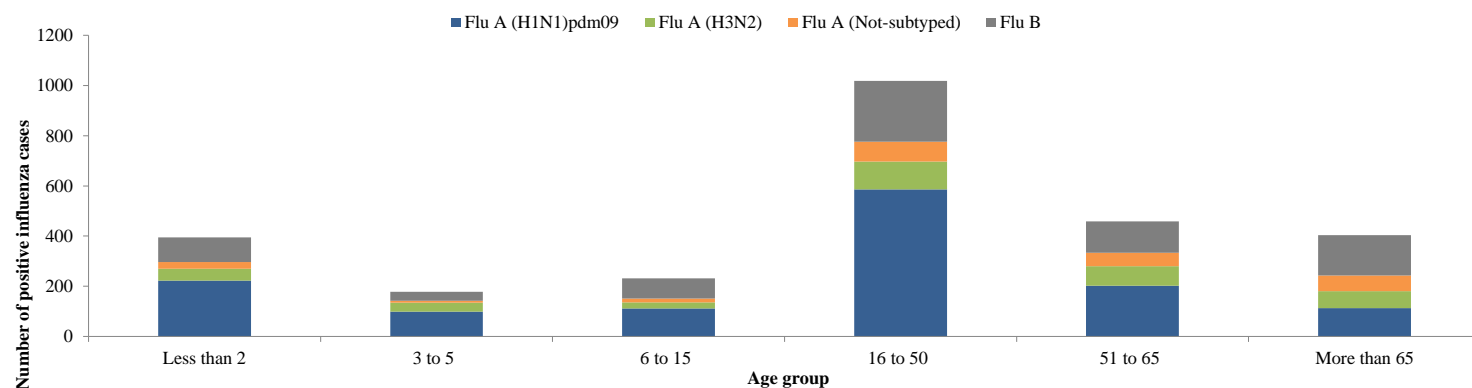


Table 2. Reported cases by country
W01-W25/2018

Country	Number of enrolled cases	Tested cases Number (%)	Influenza positive cases Number (%)	Positive cases			
				Flu A			Flu B
				Flu A (H1N1)pdm09	Flu A (H3N2)	Flu A (Not-subtyped)	Number (%)
Afghanistan	1608	1580 (98)	140 (9)	42 (30)	52 (37)	(-)	46 (33)
Bahrain	394	386 (98)	114 (30)	51 (45)	(-)	12 (11)	51 (45)
Egypt	6798	6798 (100)	1510 (22)	765 (51)	209 (14)	2 (0)	534 (35)
Iran (Islamic Republic of)	6200	6200 (100)	636 (10)	217 (34)	159 (25)	(-)	260 (41)
Iraq	1186	1186 (100)	275 (23)	200 (73)	8 (3)	(-)	67 (24)
Jordan	1251	1251 (100)	249 (20)	167 (67)	3 (1)	2 (1)	77 (31)
Kuwait	5518	5518 (100)	1087 (20)	309 (28)	108 (10)	4 (0)	666 (61)
Lebanon	554	554 (100)	117 (21)	37 (32)	34 (29)	3 (3)	43 (37)
Morocco	1033	1033 (100)	272 (26)	48 (18)	102 (38)	(-)	122 (45)
occupied Palestinian territory	1202	1202 (100)	270 (22)	241 (89)	6 (2)	(-)	23 (9)
Pakistan	2748	2748 (100)	799 (29)	511 (64)	231 (29)	(-)	57 (7)
Qatar	19839	19839 (100)	3767 (19)	1584 (42)	597 (16)	119 (3)	1467 (39)
Saudi Arabia	4039	3863 (96)	505 (13)	82 (16)	(-)	152 (30)	271 (54)
Syrian Arab Republic	80	80 (100)	22 (28)	10 (45)	(-)	3 (14)	9 (41)
Oman	2525	2380 (94)	335 (14)	100 (30)	44 (13)	(-)	191 (57)
Sudan	62	(-)	(-)	(-)	(-)	(-)	(-)
Tunisia	1213	1213 (100)	313 (26)	213 (68)	81 (26)	(-)	19 (6)
Yemen	331	(-)	(-)	(-)	(-)	(-)	(-)
Total	56581	55831 (99)	10411 (19)	4577 (44)	1634 (16)	297 (3)	3903 (37)

Published by the Infectious Hazard Management (IHM) unit, World Health Organization (WHO) Eastern Mediterranean Regional Office (EMRO), Cairo, Egypt.
For Correspondence: Tel. + 20-2-22765492, Fax + 20-2-2765456. E-mail: emrgohspoutbreak@who.int
Influenza monthly situation updates are available at: <http://www.emro.who.int/health-topics/influenza/regional-situation-update.html>