

Influenza situation in the Eastern Mediterranean Region

W19/2018 (from 06/05/2018 to 12/05/2018)

Source of data: EMFLU Network and FLUMART

Figure 1. Number of positive influenza cases and influenza positivity rate per week, 2017-2018

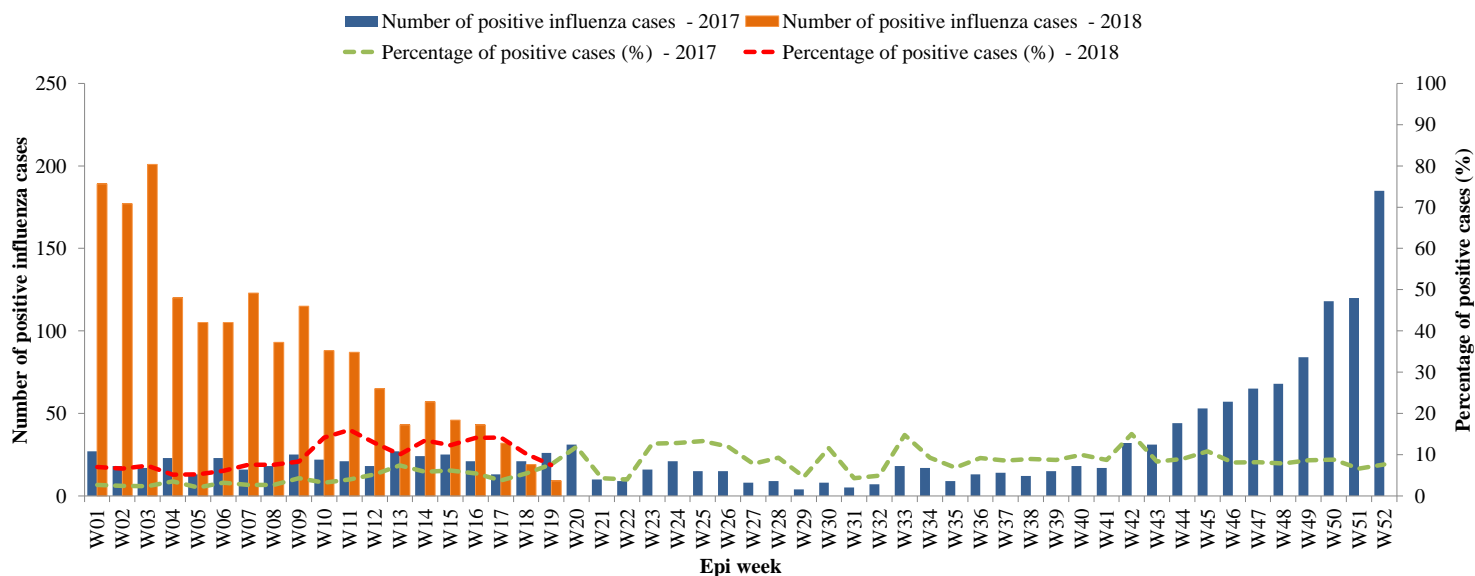


Figure 2. Percentage of circulating virus type by positive influenza cases

W40/2017 - W19/2018

Last 4 weeks

■ Flu A (H1N1)pdm09 ■ Flu A (H3N2) ■ Flu A (Not-subtyped) ■ Flu B

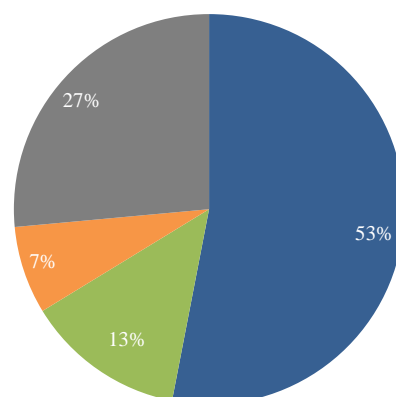
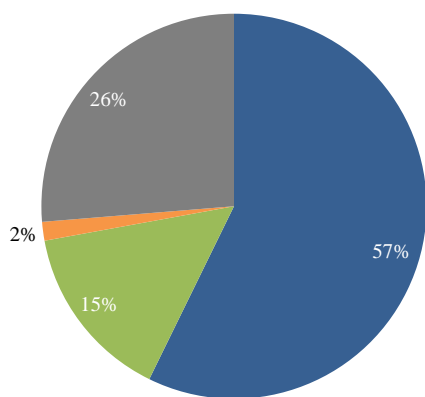


Table 1. Type and Number of influenza viruses detected from W40/2017 to W19/2018 and during last four weeks

Virus type	W40/2017-W19/2018	Last 4 weeks
	Number (%)	Number (%)
Flu A (H1N1)pdm09	13204 (57)	401 (53)
Flu A (H3N2)	3433 (15)	100 (13)
Flu A (Not-subtyped)	363 (2)	55 (7)
Flu B	6065 (26)	200 (26)
Total	23065	756

Figure 3. Comparison of respiratory pathogens detected from tested specimens by last 12 weeks W19/2018

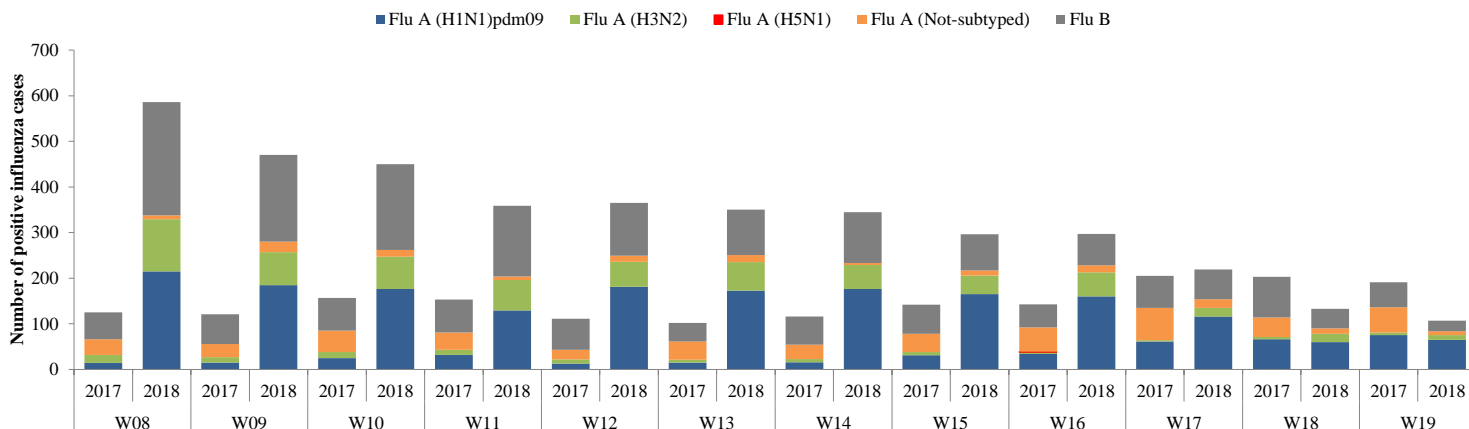


Figure 4. Age group distribution of influenza cases by virus type in the EMR from W40/2017 to W19/2018

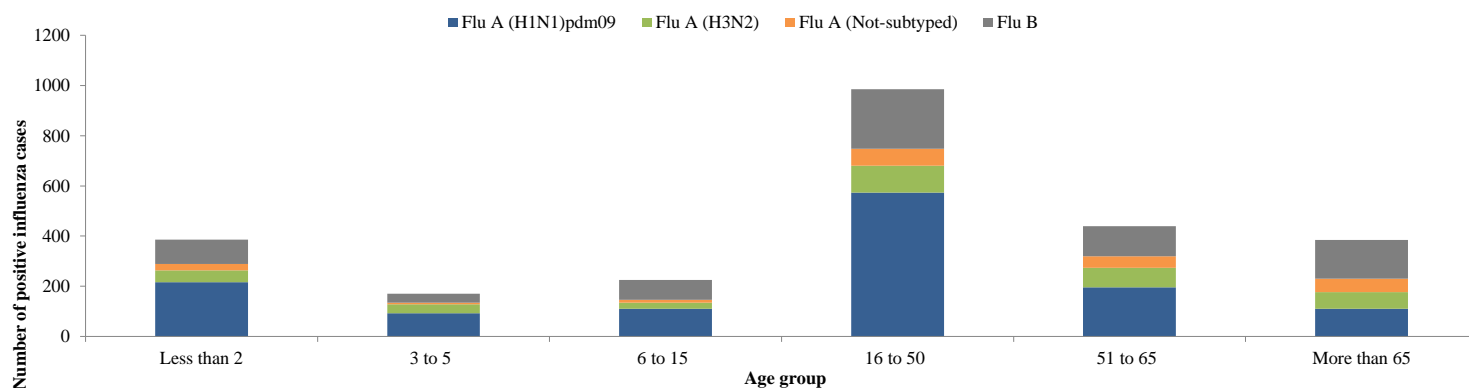


Table 2. Reported cases by country W01-W19/2018

Country	Number of enrolled cases	Tested cases Number (%)	Influenza positive cases Number (%)	Positive cases			
				Flu A			Flu B
				Flu A (H1N1)pdm09	Flu A (H3N2)	Flu A (Not-subtyped)	Number (%)
Afghanistan	1414	1384 (98)	139 (10)	42 (30)	52 (37)	(-)	45 (32)
Bahrain	357	350 (98)	111 (32)	48 (43)	(-)	12 (11)	51 (46)
Egypt	5804	5804 (100)	1465 (25)	754 (51)	190 (13)	2 (0)	519 (35)
Iran (Islamic Republic of)	5867	5867 (100)	633 (11)	214 (34)	159 (25)	(-)	260 (41)
Iraq	1159	1159 (100)	275 (24)	200 (73)	8 (3)	(-)	67 (24)
Jordan	1162	1162 (100)	249 (21)	167 (67)	3 (1)	2 (1)	77 (31)
Kuwait	5071	5071 (100)	1066 (21)	300 (28)	108 (10)	(-)	658 (62)
Lebanon	515	515 (100)	114 (22)	34 (30)	34 (30)	3 (3)	43 (38)
Morocco	930	930 (100)	268 (29)	44 (16)	102 (38)	(-)	122 (46)
occupied Palestinian territory	1152	1152 (100)	268 (23)	239 (89)	6 (2)	(-)	23 (9)
Pakistan	2696	2696 (100)	796 (30)	511 (64)	230 (29)	(-)	55 (7)
Qatar	16973	16973 (100)	3429 (20)	1329 (39)	577 (17)	112 (3)	1411 (41)
Saudi Arabia	3222	3080 (96)	451 (15)	69 (15)	(-)	120 (27)	262 (58)
Syrian Arab Republic	80	79 (99)	22 (28)	10 (45)	(-)	3 (14)	9 (41)
Oman	2525	2380 (94)	335 (14)	100 (30)	44 (13)	(-)	191 (57)
Sudan	62	(-)	(-)	(-)	(-)	(-)	(-)
Tunisia	1175	1175 (100)	311 (26)	212 (68)	81 (26)	(-)	18 (6)
Yemen	307	(-)	(-)	(-)	(-)	(-)	(-)
Total	50471	49777 (99)	9932 (20)	4273 (43)	1594 (16)	254 (3)	3811 (38)

Published by the Infectious Hazard Management (IHM) unit, World Health Organization (WHO) Eastern Mediterranean Regional Office (EMRO), Cairo, Egypt.
 For Correspondence: Tel. + 20-2-22765492, Fax + 20-2-2765456. E-mail: emrgohspoutbreak@who.int
 Influenza monthly situation updates are available at: <http://www.emro.who.int/health-topics/influenza/regional-situation-update.html>