

# Influenza situation in the Eastern Mediterranean Region

W08/2018 (from 18/02/2018 to 24/02/2018)

Source of data: EMFLU Network and FLUMART

Figure 1. Number of positive influenza cases and influenza positivity rate per week, 2017-2018

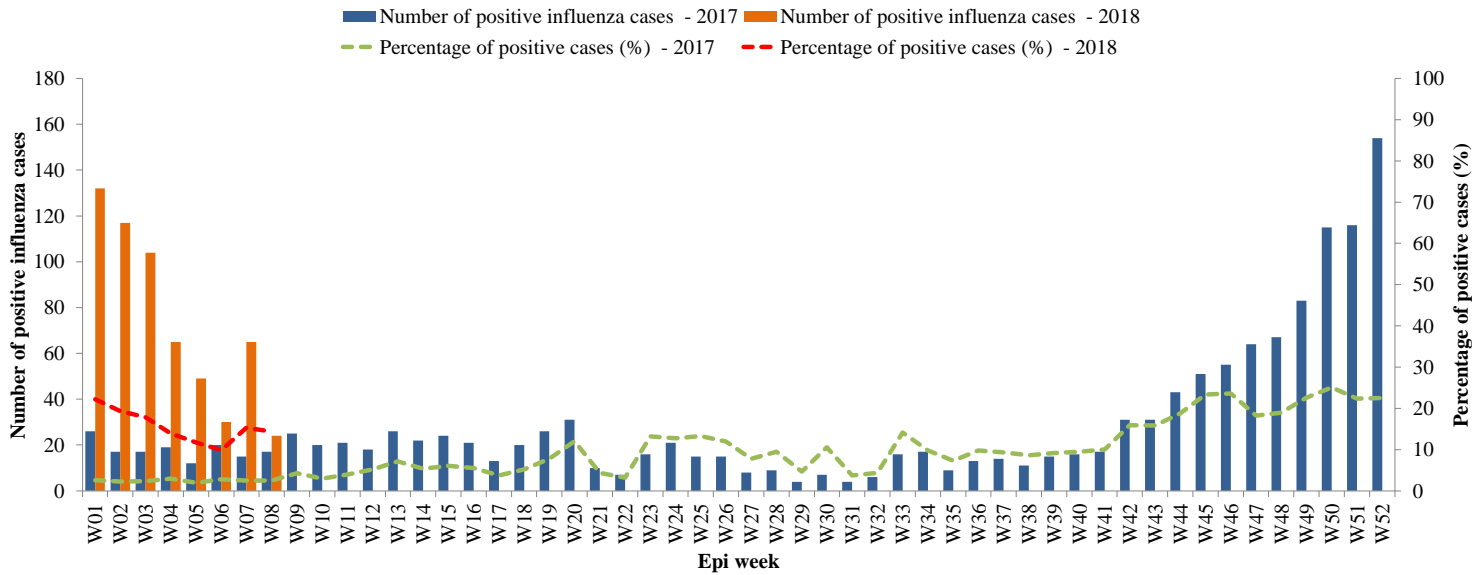


Figure 2. Percentage of circulating virus type by positive influenza cases

W40/2017 - W08/2018

Last 4 weeks

Flu A (H1N1)pdm09 Flu A (H3N2) Flu A (Not-subtyped) Flu B

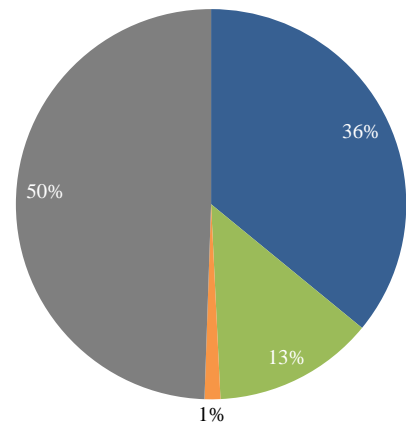
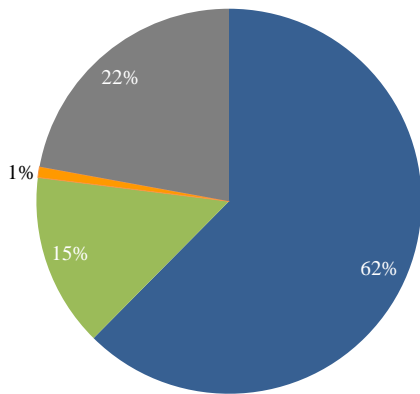
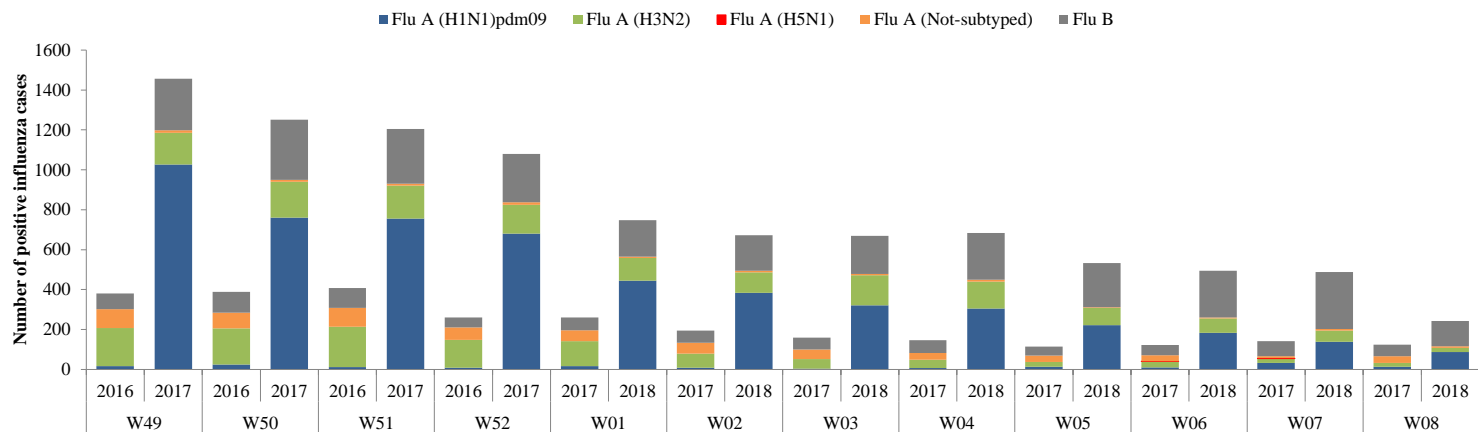


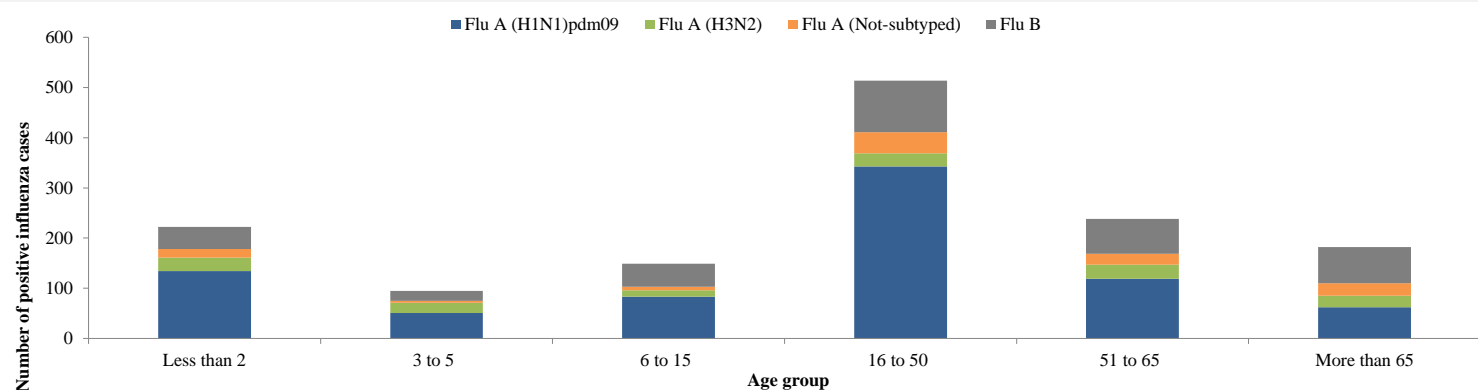
Table 1. Type and Number of influenza viruses detected from W40/2017 to W08/2018 and during last four weeks

Virus type	W40/2017-W08/2018	Last 4 weeks
	Number (%)	Number (%)
Flu A (H1N1)pdm09	11018 (62)	632 (36)
Flu A (H3N2)	2570 (15)	234 (13)
Flu A (Not-subtyped)	160 (1)	23 (1)
Flu B	3906 (22)	870 (49)
<b>Total</b>	<b>17654</b>	<b>1759</b>

**Figure 3. Comparison of respiratory pathogens detected from tested specimens by last 12 weeks**  
W08/2018



**Figure 4. Age group distribution of influenza cases by virus type in the EMR from W40/2017 to W08/2018**



**Table 2. Reported cases by country**  
W01-W08/2018

Country	Number of enrolled cases	Tested cases Number (%)	Influenza positive cases Number (%)	Positive cases			
				Flu A			Flu B
				Flu A (H1N1)pdm09	Flu A (H3N2)	Flu A (Not-subtyped)	Number (%)
Afghanistan	800	779 (97)	125 (16)	38 (30)	52 (42)	2 (2)	33 (26)
Bahrain	168	168 (100)	63 (38)	35 (56)	(-)	4 (6)	24 (38)
Egypt	2533	2533 (100)	677 (27)	259 (38)	77 (11)	2 (0)	339 (50)
Iran (Islamic Republic of)	4294	4294 (100)	550 (13)	188 (34)	126 (23)	(-)	236 (43)
Iraq	852	852 (100)	261 (31)	186 (71)	8 (3)	(-)	67 (26)
Jordan	807	807 (100)	223 (28)	164 (74)	(-)	(-)	59 (26)
Kuwait	3061	3061 (100)	795 (26)	230 (29)	79 (10)	(-)	486 (61)
Lebanon	271	271 (100)	41 (15)	16 (39)	11 (27)	(-)	14 (34)
Morocco	625	614 (98)	217 (35)	33 (15)	71 (33)	(-)	113 (52)
occupied Palestinian territory	678	678 (100)	168 (25)	153 (91)	2 (1)	(-)	13 (8)
Pakistan	2291	2291 (100)	718 (31)	473 (66)	216 (30)	(-)	29 (4)
Qatar	80	80 (100)	31 (39)	18 (58)	4 (13)	2 (6)	7 (23)
Saudi Arabia	1083	1052 (97)	205 (19)	44 (21)	(-)	41 (20)	120 (59)
Syrian Arab Republic	49	40 (82)	10 (25)	4 (40)	(-)	1 (10)	5 (50)
Oman	1049	1011 (96)	178 (18)	44 (25)	23 (13)	(-)	111 (62)
Sudan	30	(-)	(-)	(-)	(-)	(-)	(-)
Tunisia	1797	830 (46)	271 (33)	204 (75)	66 (24)	(-)	1 (0)
Yemen	10	(-)	(-)	(-)	(-)	(-)	(-)
<b>Total</b>	<b>20478</b>	<b>19361 (95)</b>	<b>4533 (23)</b>	<b>2089 (46)</b>	<b>735 (16)</b>	<b>52 (1)</b>	<b>1657 (37)</b>

Published by the Infectious Hazard Management (IHM) unit, World Health Organization (WHO) Eastern Mediterranean Regional Office (EMRO), Cairo, Egypt.  
For Correspondence: Tel. + 20-2-22765492, Fax + 20-2-2765456, E-mail: [emrgooutbreak@who.int](mailto:emrgooutbreak@who.int)  
Influenza monthly situation updates are available at: <http://www.emro.who.int/health-topics/influenza/regional-situation-update.html>