

# Influenza situation in the Eastern Mediterranean Region

W07/2018 (from 11/02/2018 to 17/02/2018)

Source of data: EMFLU Network and FLUMART

Figure 1. Number of positive influenza cases and influenza positivity rate per week, 2017-2018

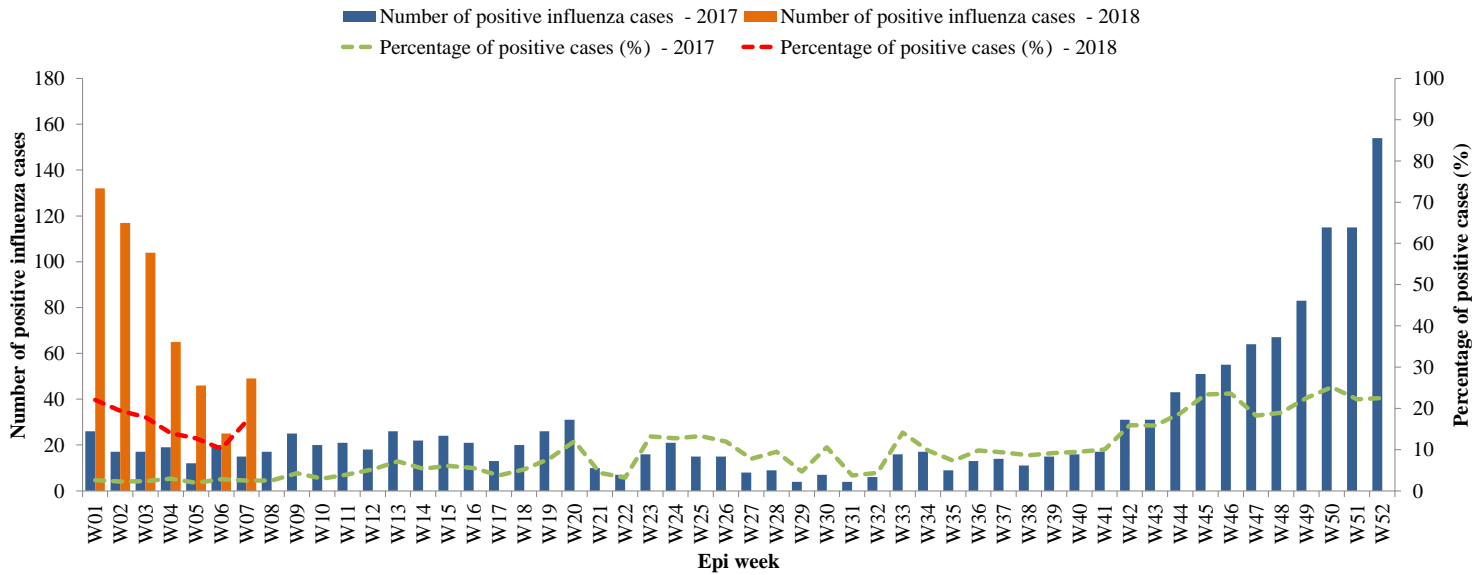


Figure 2. Percentage of circulating virus type by positive influenza cases

W40/2017 - W07/2018

Last 4 weeks

Flu A (H1N1)pdm09   Flu A (H3N2)   Flu A (Not-subtyped)   Flu B   Flu A (H1N1)pdm09   Flu A (H3N2)   Flu A (Not-subtyped)   Flu B

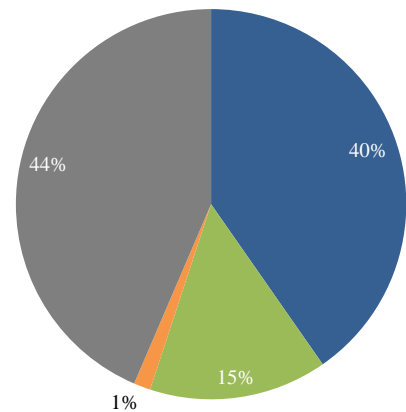
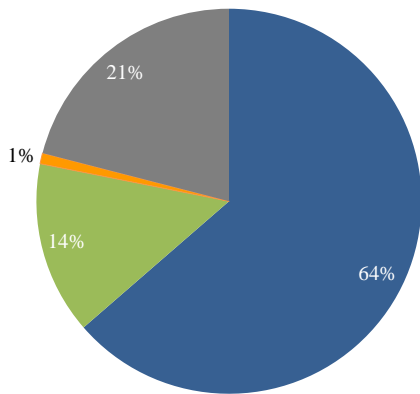
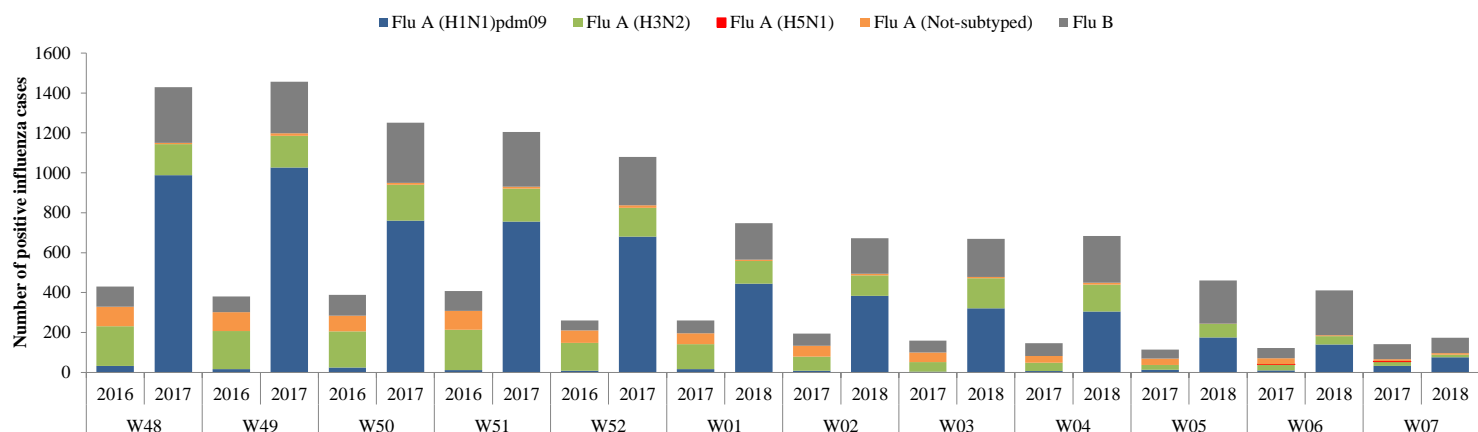


Table 1. Type and Number of influenza viruses detected from W40/2017 to W07/2018 and during last four weeks

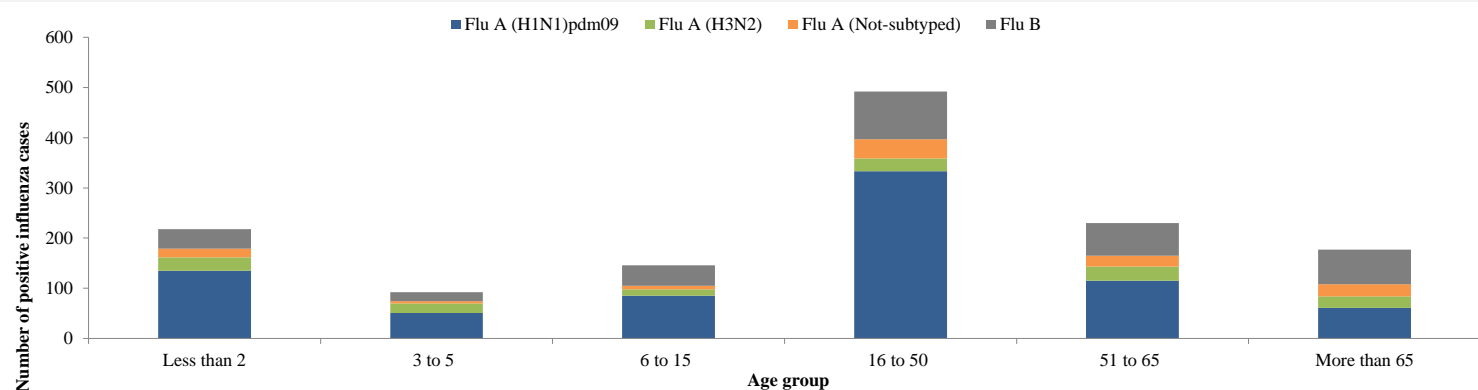
Virus type	W40/2017-W07/2018	Last 4 weeks
	Number (%)	Number (%)
Flu A (H1N1)pdm09	10777 (64)	697 (40)
Flu A (H3N2)	2457 (15)	255 (15)
Flu A (Not-subtyped)	152 (1)	24 (1)
Flu B	3554 (21)	753 (44)
<b>Total</b>	<b>16940</b>	<b>1729</b>

**Figure 3. Comparison of respiratory pathogens detected from tested specimens by last 12 weeks**

**W07/2018**



**Figure 4. Age group distribution of influenza cases by virus type in the EMR from W40/2017 to W07/2018**



**Table 2. Reported cases by country**

**W01-W07/2018**

Country	Number of enrolled cases	Tested cases Number (%)	Influenza positive cases Number (%)	Positive cases			
				Flu A			Flu B
				Flu A (H1N1)pdm09	Flu A (H3N2)	Flu A (Not-subtyped)	Number (%)
Afghanistan	706	662 (94)	109 (16)	38 (35)	50 (46)	2 (2)	19 (17)
Bahrain	138	138 (100)	54 (39)	28 (52)	(-)	2 (4)	24 (44)
Egypt	2165	2165 (100)	570 (26)	191 (34)	66 (12)	2 (0)	311 (55)
Iran (Islamic Republic of)	3811	3811 (100)	498 (13)	181 (36)	107 (21)	(-)	210 (42)
Iraq	852	852 (100)	261 (31)	186 (71)	8 (3)	(-)	67 (26)
Jordan	746	746 (100)	213 (29)	160 (75)	(-)	(-)	53 (25)
Kuwait	2339	2338 (100)	531 (23)	203 (38)	71 (13)	(-)	257 (48)
Lebanon	195	195 (100)	29 (15)	14 (48)	7 (24)	(-)	8 (28)
Morocco	615	604 (98)	216 (36)	32 (15)	71 (33)	(-)	113 (52)
occupied Palestinian territory	562	562 (100)	158 (28)	145 (92)	2 (1)	(-)	11 (7)
Pakistan	1587	1587 (100)	543 (34)	376 (69)	160 (29)	(-)	7 (1)
Qatar	59	59 (100)	21 (36)	12 (57)	4 (19)	(-)	5 (24)
Saudi Arabia	940	904 (96)	183 (20)	42 (23)	(-)	37 (20)	104 (57)
Syrian Arab Republic	38	35 (92)	9 (26)	4 (44)	(-)	1 (11)	4 (44)
Oman	1049	1011 (96)	178 (18)	44 (25)	23 (13)	(-)	111 (62)
Sudan	30	(-)	(-)	(-)	(-)	(-)	(-)
Tunisia	1694	727 (43)	246 (34)	192 (78)	53 (22)	(-)	1 (0)
Yemen	10	(-)	(-)	(-)	(-)	(-)	(-)
<b>Total</b>	<b>17536</b>	<b>16396 (93)</b>	<b>3819 (23)</b>	<b>1848 (48)</b>	<b>622 (16)</b>	<b>44 (1)</b>	<b>1305 (34)</b>

Published by the Infectious Hazard Management (IHM) unit, World Health Organization (WHO) Eastern Mediterranean Regional Office (EMRO), Cairo, Egypt.  
 For Correspondence: Tel. + 20-2-22765492, Fax + 20-2-2765456, E-mail: [emrgooutbreak@who.int](mailto:emrgooutbreak@who.int)  
 Influenza monthly situation updates are available at: <http://www.emro.who.int/health-topics/influenza/regional-situation-update.html>