

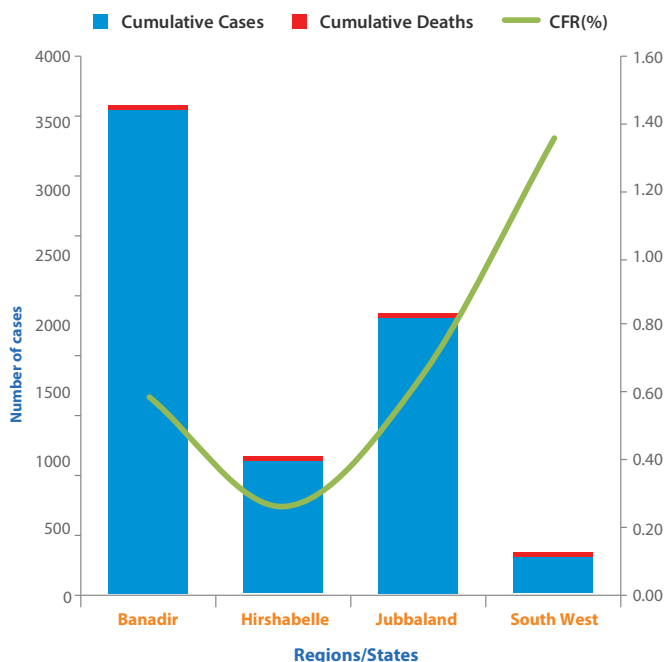
WEEKLY AWD/CHOLERA SITUATION REPORT - SOMALIA

Epidemiological Week 24(10th 16th-June 2019)

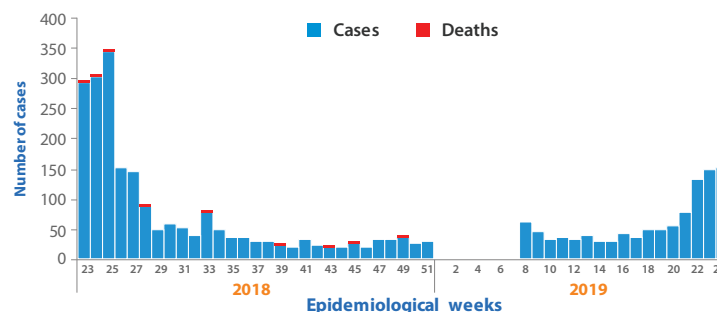
Highlights

- During week 24, a total of 152 new cases and no deaths were reported from 14 districts of Banadir region. No cholera cases were reported from other regions
- Since December 2017, a total of 7,802 cumulative cases including 46 deaths (CFR 0.6%) were reported from 3 states of Somalia (Hirshabelle, Jubbaland and South West state) and Banadir region
- Since December 2017 a cumulative attack rate of 183 person per 100,000 population was reported with Kismayo (Jubbaland) and Daynile (Banadir) the most affected.
- The overall case Fatality Rate (CFR 0.6%) was reported with Daynile, Waberi, Karan and Kurtunwarey exceeding the WHO's threshold of <1%
- Of the 640 stool samples tested since December 2017, a total of 146 samples were tested positive for *Vibrio cholera* serotype.

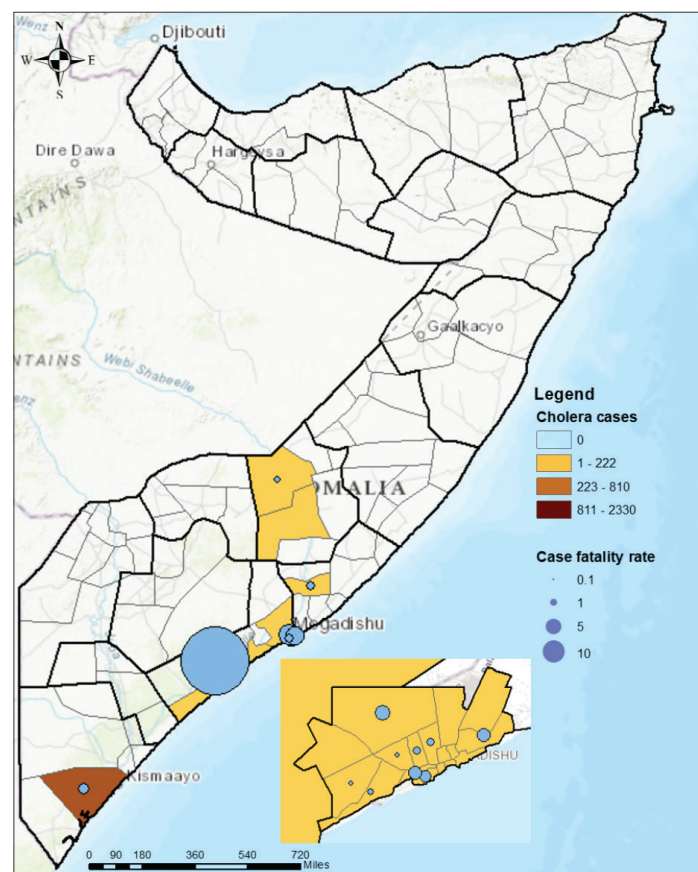
Cholera cases by state in Somalia, December 2017 to June 2019



Trends of cholera cases and deaths in Somalia from week 24/2018 to week 24/2019



Distribution of cholera cases from December 2017 to week 22/2019



Summary statistics

- **152** new cases of Cholera were reported during week 24, of which **118 (78%)** are children below 5 years
- **7,802** cumulative cases were reported since December 2017 of which **4682 (60%)** are children below 5 years
- **3,756 (48.1%)** cases were amongst females
- **7,802** cumulative **46** deaths were reported since December 2017

Suspected cholera cases, deaths, case fatality rates and attack rates by district (December 2017 to June 2019)

Region	Districts	Cumulative cases	Population	Cumulative Deaths	CFR (%)	Attack Rate
Banadir	Darkenley	631	163,855	1	0.2	385
	Daynile	738	93,977	11	1.5	785
	HamarJabja	227	95,296	2	0.9	238
	Hawlwadag	177	118,585	1	0.6	149
	Hodan	872	251,045	2	0.2	347
	Bondere	13	109,840	0	0.0	12
	Karaan	83	253,106	1	1.3	33
	Kahda	36	112,130	0	0.0	32
	Madina	726	173,573	3	0.4	418
	Waberi	151	100,540	2	1.4	150
	Shibis	15	172,842	0	0.0	9
	Shingani	27	43,775	0	0.0	62
	Abdilaziz	11	47,332	0	0.0	23
	HamarWeine	60	100,088	0	0.0	60
Hirshabelle	Heliwaa	42	131,341	0	0.0	32
	Warta nabada	167	128,159	1	0.6	130
	Yaqshid	79	314,160	0	0.0	25
Jubbaland	Beletweyne	522	222,251	1	0.2	235
	Bulo barde	43	95,403	0	0.0	45
South West	Jowhar	558	291,189	2	0.4	192
	Kismayo	2,330	139,585	15	0.6	1669
	Afgoye	153	263,633	0	0.0	58
	Brava	14	111,433	0	0.0	13
South West	Kurtunwarey	31	211,924	4	12.9	15
	Merka	96	511,031	0	0.0	19
Total		7,802	4,256,093	46	0.6	183

* Case fatality rate >1% has been highlighted as red