

Influenza situation in the Eastern Mediterranean Region

W49/2019 (from 01/12/2019 to 07/12/2019)

Source of data: **EMFLU Network** and **FLUMART**

Figure 1. Number of positive influenza cases and influenza positivity rate per week, 2018-2019

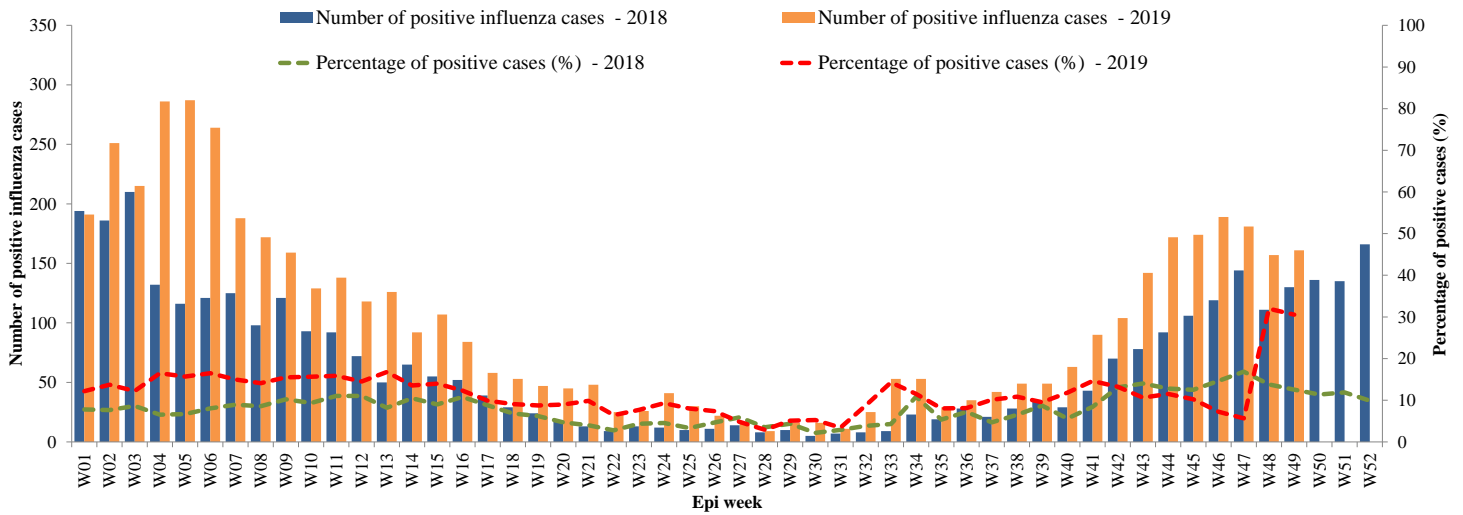


Figure 2. Percentage of circulating virus type by positive influenza cases

W33/2019 - W49/2019

Last 4 weeks

■ Flu A (H1N1)pdm09 ■ Flu A (H3N2) ■ Flu A (Not-subtyped) ■ Flu B

■ Flu A (H1N1)pdm09 ■ Flu A (H3N2) ■ Flu A (Not-subtyped) ■ Flu B

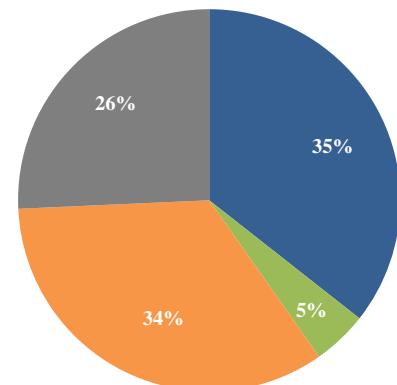
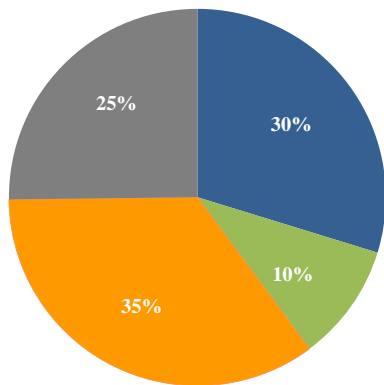


Table 1. Type and Number of influenza viruses detected from W33/2019 to W49/2019 and during last four weeks

Virus type	W33/2019-W49/2019	Last 4 weeks
	Number (%)	Number (%)
Flu A (H1N1)pdm09	3531 (30)	1353 (36)
Flu A (H3N2)	1201 (10)	177 (5)
Flu A (Not-subtyped)	4147 (35)	1293 (34)
Flu B	2989 (25)	977 (26)
Total	11868	3800

Figure 3. Comparison of respiratory pathogens detected from tested specimens by last 12 weeks

W49/2019

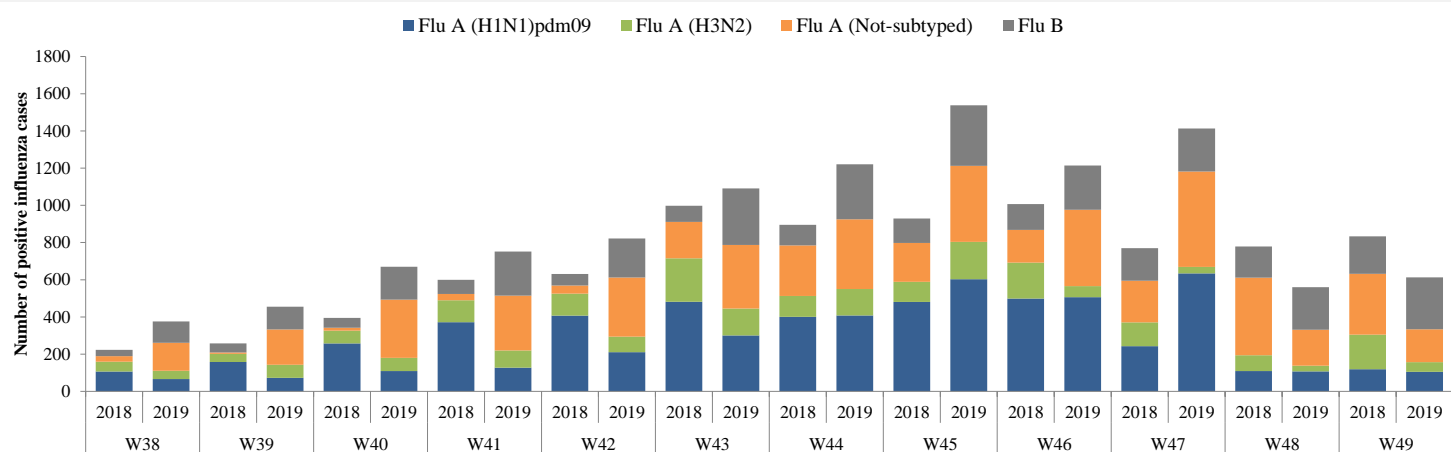
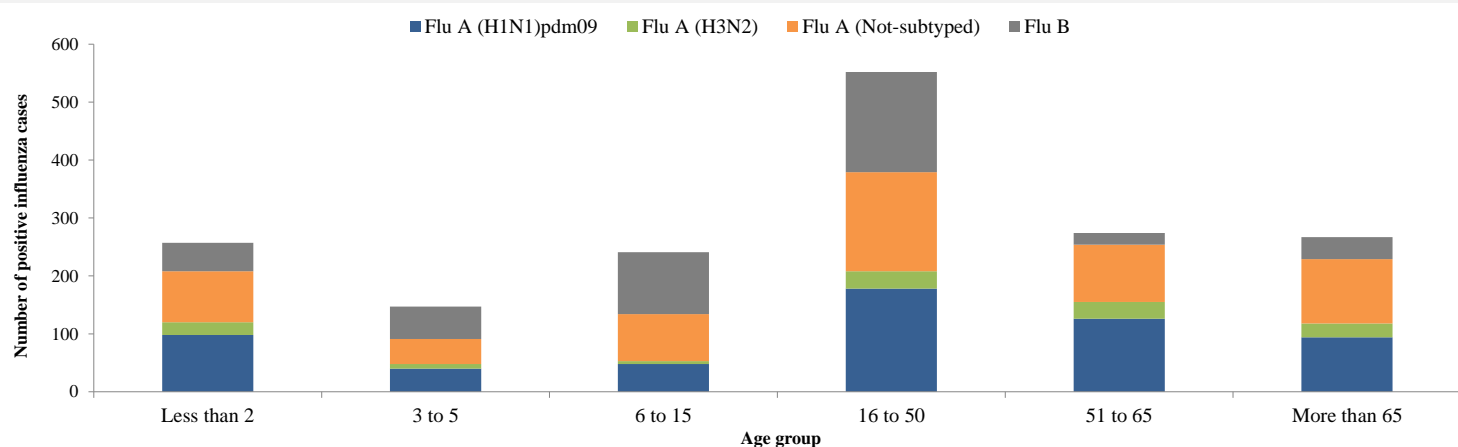


Figure 4 Age group distribution of influenza cases by virus type in the EMR from W33/2019 to W49/2019



**Table 2. Reported cases by country
W01-W49/2019**

Country	Number of enrolled cases	Tested cases Number (%)	Influenza positive cases Number (%)	Positive cases			
				Flu A			Flu B
				Flu A (H1N1)pdm09	Flu A (H3N2)	Flu A (Not-subtyped)	Number (%)
Afghanistan	3459	2800 (81)	200 (7)	108 (54)	45 (23)	(-)	47 (24)
Bahrain	835	796 (95)	186 (23)	101 (54)	15 (8)	10 (5)	60 (32)
Egypt	6804	6804 (100)	751 (11)	138 (18)	179 (24)	(-)	434 (58)
Iran (Islamic Republic of)	18458	18458 (100)	4274 (23)	1668 (39)	1402 (33)	1140 (27)	64 (1)
Iraq	833	833 (100)	206 (25)	133 (65)	66 (32)	(-)	7 (3)
Jordan	936	894 (96)	110 (12)	55 (50)	38 (35)	(-)	17 (15)
Kuwait	13111	13111 (100)	3914 (30)	1386 (35)	587 (15)	146 (4)	1795 (46)
Lebanon	641	623 (97)	231 (37)	96 (42)	111 (48)	(-)	24 (10)
Morocco	2274	2274 (100)	821 (36)	515 (63)	218 (27)	12 (1)	76 (9)
occupied Palestinian territory	2420	2420 (100)	734 (30)	434 (59)	300 (41)	(-)	(-)
Oman	7264	6880 (95)	1285 (19)	498 (39)	313 (24)	(-)	474 (37)
Pakistan	2501	2501 (100)	622 (25)	282 (45)	111 (18)	(-)	229 (37)
Qatar	37002	37002 (100)	7663 (21)	373 (5)	815 (11)	4107 (54)	2368 (31)
Saudi Arabia	12708	11872 (93)	2144 (18)	873 (41)	(-)	691 (32)	580 (27)
Sudan	282	233 (83)	14 (6)	1 (7)	2 (14)	10 (71)	1 (7)
Syrian Arab Republic	126	125 (99)	38 (30)	15 (39)	8 (21)	13 (34)	2 (5)
Tunisia	742	570 (77)	204 (36)	58 (28)	133 (65)	(-)	13 (6)
United Arab Emirates	1675	1556 (93)	202 (13)	78 (39)	34 (17)	24 (12)	66 (33)
Yemen	799	662 (83)	162 (24)	131 (81)	2 (1)	13 (8)	16 (10)
Total	112870	110414 (98)	23761 (22)	6943 (29)	4379 (18)	6166 (26)	6273 (26)

Published by the Infectious Hazard Management (IHM) unit, World Health Organization (WHO)
Eastern Mediterranean Regional Office (EMRO), Cairo, Egypt.

For Correspondence: Tel. + 20-2-22765797, Fax + 20-2-2765456. E-mail: emrgooutbreak@who.int
Influenza monthly situation updates are available at: <http://www.emro.who.int/health-topics/influenza/regional-situation-update.html>