

Influenza situation in the Eastern Mediterranean Region

W49/2018 (from 02/12/2018 to 08/12/2018)

Source of data: EMFLU Network and FLUMART

Figure 1. Number of positive influenza cases and influenza positivity rate per week, 2017-2018

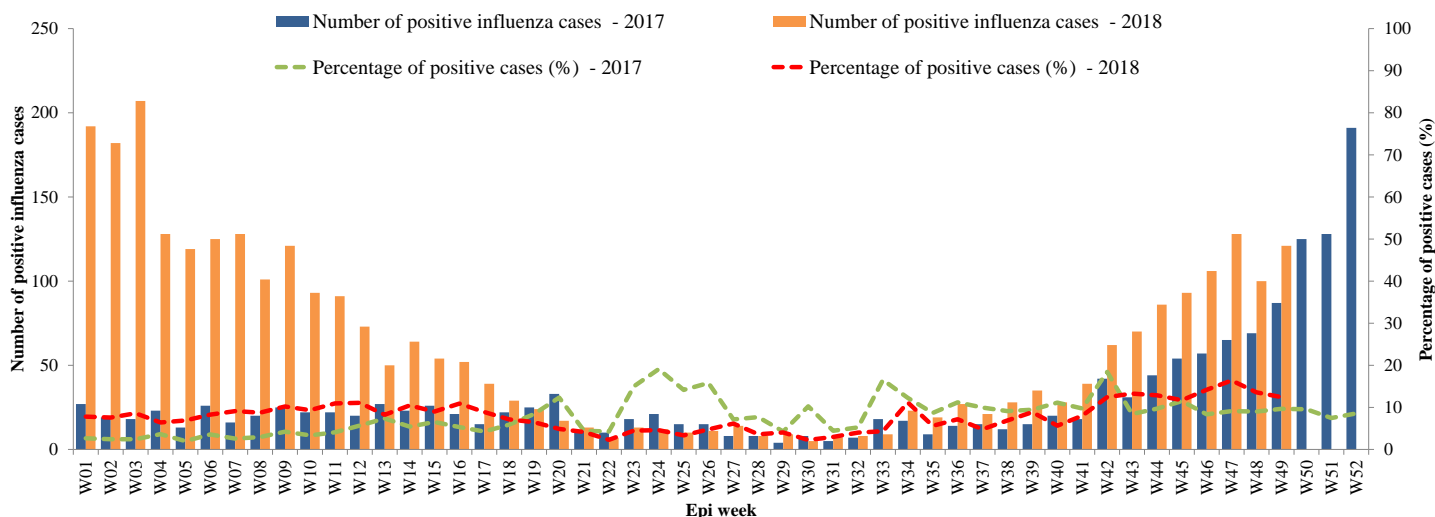


Figure 2. Percentage of circulating virus type by positive influenza cases

W40/2017 - W49/2018

Last 4 weeks

■ Flu A (H1N1)pdm09 ■ Flu A (H3N2) ■ Flu A (Not-subtyped) ■ Flu B ■ Flu A (H1N1)pdm09 ■ Flu A (H3N2) ■ Flu A (Not-subtyped) ■ Flu B

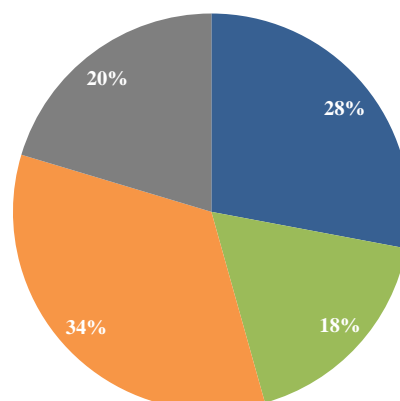
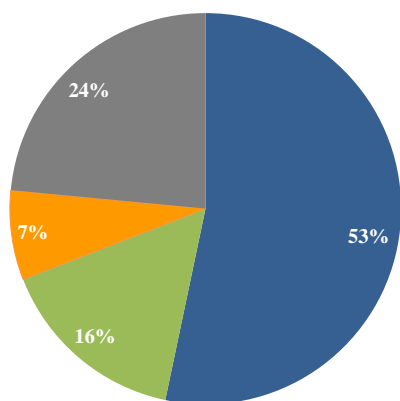


Table 1. Type and Number of influenza viruses detected from W40/2017 to W49/2018 and during last four weeks

Virus type	W40/2017-W49/2018	Last 4 weeks
	Number (%)	Number (%)
Flu A (H1N1)pdm09	17529 (53)	934 (28)
Flu A (H3N2)	5200 (16)	591 (18)
Flu A (Not-subtyped)	2434 (7)	1136 (34)
Flu B	7726 (23)	680 (20)
Total	32889	3341

Figure 3. Comparison of respiratory pathogens detected from tested specimens by last 12 weeks

W49/2018

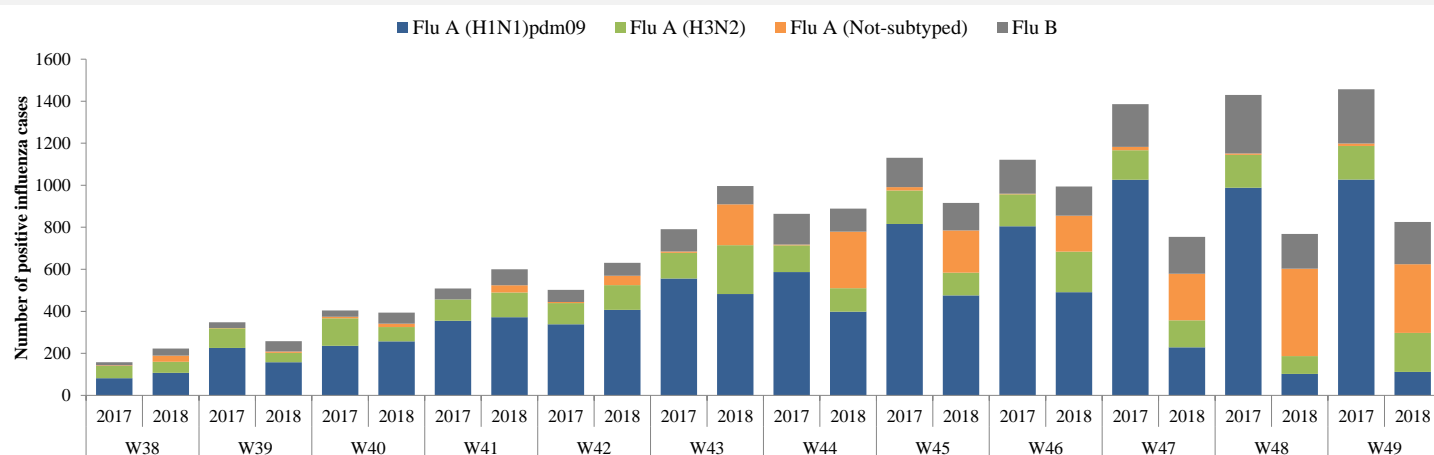


Figure 4 Age group distribution of influenza cases by virus type in the EMR from W40/2017 to W49/2018

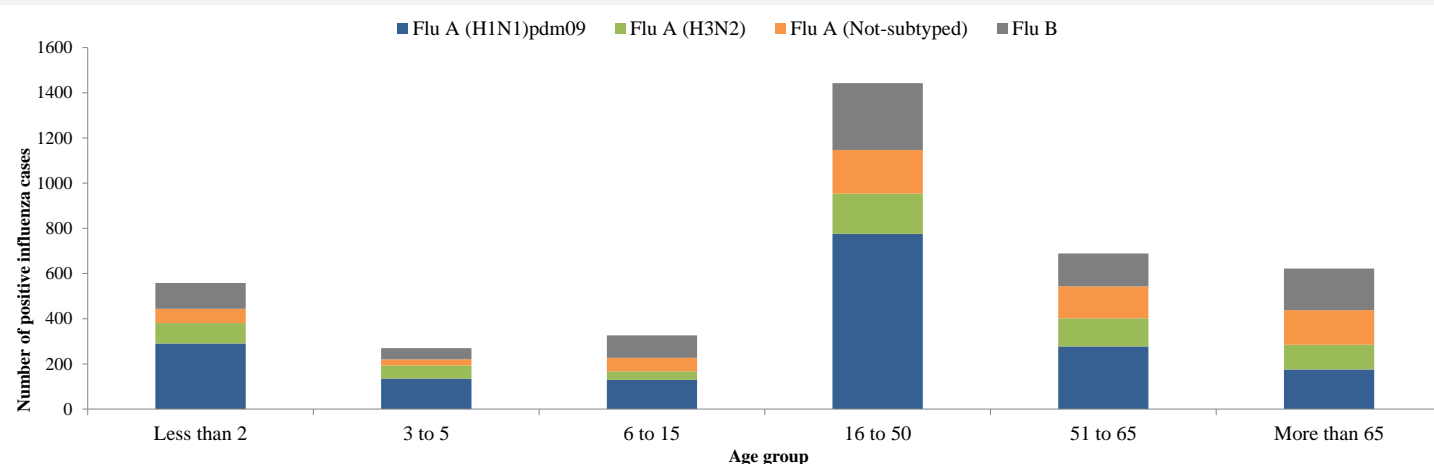


Table 2. Reported cases by country

W01-W49/2018

Country	Number of enrolled cases	Tested cases Number (%)	Influenza positive cases Number (%)	Positive cases			
				Flu A			Flu B
				Flu A (H1N1)pdm09	Flu A (H3N2)	Flu A (Not-subtyped)	Number (%)
Afghanistan	3023	3013 (100)	171 (6)	63 (37)	55 (32)	(-)	53 (31)
Bahrain	673	659 (98)	199 (30)	80 (40)	46 (23)	18 (9)	55 (28)
Egypt	11541	11541 (100)	1948 (17)	775 (40)	619 (32)	2 (0)	552 (28)
Iran (Islamic Republic of)	8937	8937 (100)	835 (9)	232 (28)	279 (33)	46 (6)	278 (33)
Iraq	1312	1312 (100)	284 (22)	203 (71)	12 (4)	(-)	69 (24)
Jordan	1978	1978 (100)	261 (13)	171 (66)	11 (4)	2 (1)	77 (30)
Kuwait	7695	7525 (98)	1397 (19)	373 (27)	339 (24)	4 (0)	681 (49)
Lebanon	712	709 (100)	127 (18)	37 (29)	42 (33)	3 (2)	45 (35)
Morocco	1370	1370 (100)	310 (23)	50 (16)	108 (35)	(-)	152 (49)
occupied Palestinian territory	1455	1455 (100)	317 (22)	279 (88)	8 (3)	6 (2)	24 (8)
Oman	6679	6542 (98)	1231 (19)	385 (31)	544 (44)	(-)	302 (25)
Pakistan	2921	2921 (100)	805 (28)	515 (64)	231 (29)	(-)	59 (7)
Qatar	41862	41862 (100)	10422 (25)	4947 (47)	974 (9)	1757 (17)	2744 (26)
Saudi Arabia	7959	7559 (95)	1052 (14)	251 (24)	(-)	460 (44)	341 (32)
Sudan	322	322 (100)	30 (9)	1 (3)	8 (27)	15 (50)	6 (20)
Syrian Arab Republic	136	136 (100)	34 (25)	15 (44)	(-)	10 (29)	9 (26)
Tunisia	1347	1346 (100)	314 (23)	213 (68)	82 (26)	(-)	19 (6)
Yemen	497	21 (4)	7 (33)	3 (43)	(-)	2 (29)	2 (29)
Total	100419	99208 (99)	19744 (20)	8593 (44)	3358 (17)	2325 (12)	5468 (28)

Published by the Infectious Hazard Management (IHM) unit, World Health Organization (WHO)
Eastern Mediterranean Regional Office (EMRO), Cairo, Egypt.

For Correspondence: Tel. + 20-2-22765797, Fax + 20-2-2765456. E-mail: emrgooutbreak@who.int

Influenza monthly situation updates are available at: <http://www.emro.who.int/health-topics/influenza/regional-situation-update.html>