

Influenza situation in the Eastern Mediterranean Region

W39/2019 (from 22/09/2019 to 28/09/2019)

Source of data: EMFLU Network and FLUMART

Figure 1. Number of positive influenza cases and influenza positivity rate per week, 2018-2019

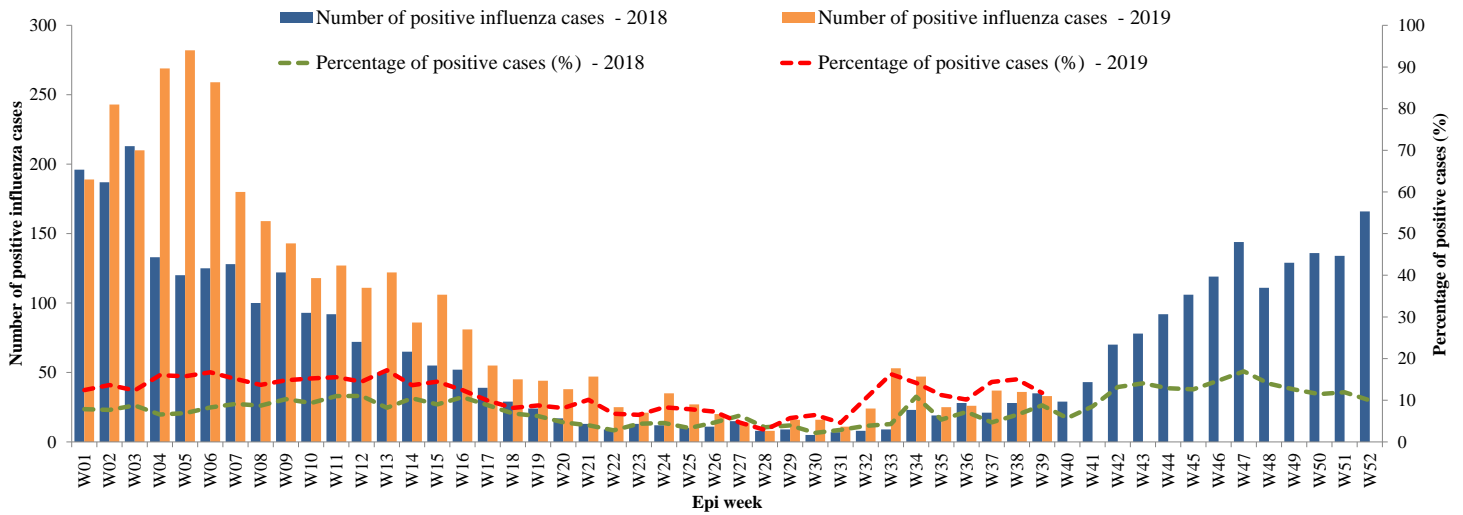


Figure 2. Percentage of circulating virus type by positive influenza cases

W40/2018 - W39/2019

Last 4 weeks

■ Flu A (H1N1)pdm09 ■ Flu A (H3N2) ■ Flu A (Not-subtyped) ■ Flu B

■ Flu A (H1N1)pdm09 ■ Flu A (H3N2) ■ Flu A (Not-subtyped) ■ Flu B

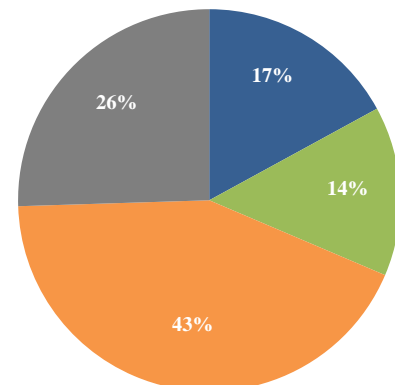
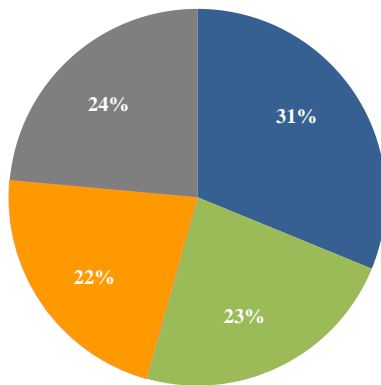


Table 1. Type and Number of influenza viruses detected from W40/2018 to W39/2019 and during last four weeks

Virus type	W40/2018-W39/2019	Last 4 weeks
	Number (%)	Number (%)
Flu A (H1N1)pdm09	7471 (31)	248 (17)
Flu A (H3N2)	5547 (23)	209 (14)
Flu A (Not-subtyped)	5291 (22)	627 (43)
Flu B	5639 (24)	371 (25)
Total	23948	1455

Figure 3. Comparison of respiratory pathogens detected from tested specimens by last 12 weeks

W39/2019

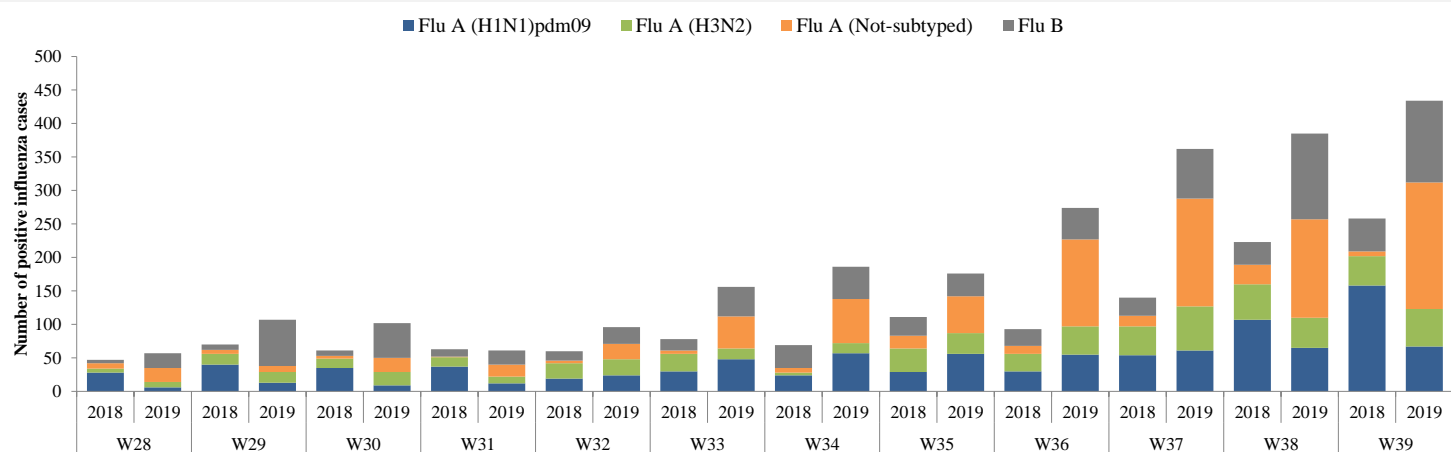
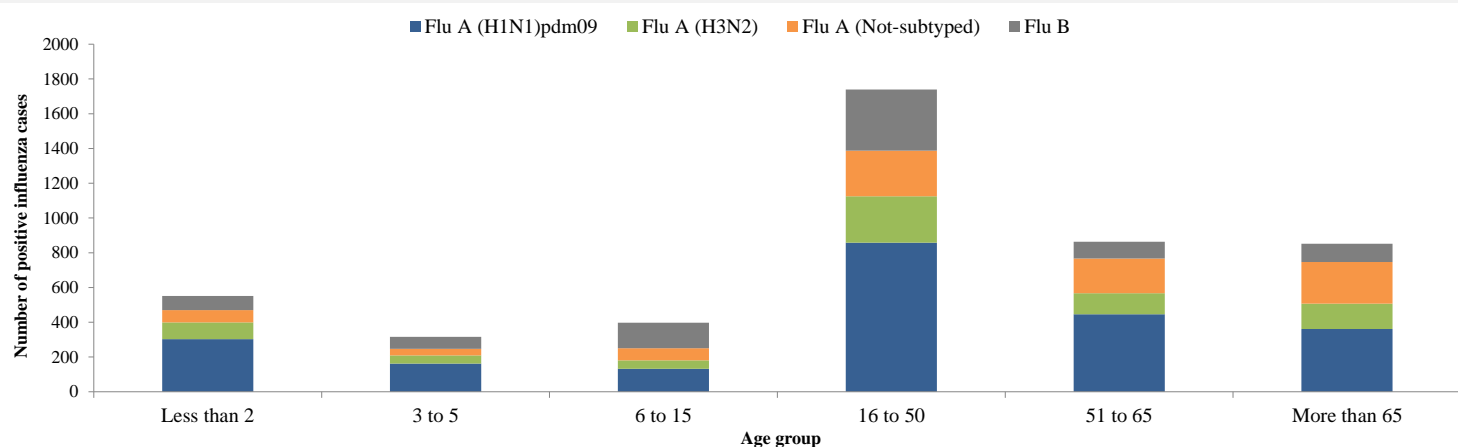


Figure 4 Age group distribution of influenza cases by virus type in the EMR from W40/2018 to W39/2019



**Table 2. Reported cases by country
W01-W39/2019**

Country	Number of enrolled cases	Tested cases Number (%)	Influenza positive cases Number (%)	Positive cases			
				Flu A			Flu B
				Flu A (H1N1)pdm09	Flu A (H3N2)	Flu A (Not-subtyped)	Number (%)
Afghanistan	2286	2282 (100)	171 (7)	95 (56)	37 (22)	(-)	39 (23)
Bahrain	566	546 (96)	100 (18)	49 (49)	9 (9)	8 (8)	34 (34)
Egypt	6842	6842 (100)	687 (10)	111 (16)	179 (26)	(-)	397 (58)
Iran (Islamic Republic of)	9811	9811 (100)	1785 (18)	75 (4)	1340 (75)	339 (19)	31 (2)
Iraq	633	633 (100)	78 (12)	13 (17)	65 (83)	(-)	(-)
Jordan	578	578 (100)	78 (13)	32 (41)	36 (46)	(-)	10 (13)
Kuwait	6044	6044 (100)	1579 (26)	698 (44)	233 (15)	33 (2)	615 (39)
Lebanon	576	551 (96)	217 (39)	94 (43)	110 (51)	(-)	13 (6)
Morocco	2020	2020 (100)	750 (37)	514 (69)	217 (29)	12 (2)	7 (1)
occupied Palestinian territory	2359	2359 (100)	731 (31)	434 (59)	297 (41)	(-)	(-)
Oman	4794	4535 (95)	749 (17)	301 (40)	131 (17)	(-)	317 (42)
Pakistan	2355	2355 (100)	611 (26)	282 (46)	103 (17)	(-)	226 (37)
Qatar	26012	26012 (100)	4488 (17)	276 (6)	527 (12)	2051 (46)	1634 (36)
Saudi Arabia	9802	9031 (92)	1302 (14)	585 (45)	(-)	336 (26)	381 (29)
Sudan	217	201 (93)	10 (5)	1 (10)	2 (20)	6 (60)	1 (10)
Syrian Arab Republic	98	97 (99)	33 (34)	15 (45)	8 (24)	10 (30)	(-)
Tunisia	631	460 (73)	197 (43)	57 (29)	130 (66)	(-)	10 (5)
United Arab Emirates	342	341 (100)	33 (10)	15 (45)	4 (12)	7 (21)	7 (21)
Yemen	581	571 (98)	147 (26)	118 (80)	(-)	13 (9)	16 (11)
Total	76547	75269 (98)	13746 (18)	3765 (27)	3428 (25)	2815 (20)	3738 (27)

Published by the Infectious Hazard Management (IHM) unit, World Health Organization (WHO)
Eastern Mediterranean Regional Office (EMRO), Cairo, Egypt.

For Correspondence: Tel. + 20-2-22765797, Fax + 20-2-2765456. E-mail: emrgooutbreak@who.int
Influenza monthly situation updates are available at: <http://www.emro.who.int/health-topics/influenza/regional-situation-update.html>