

# Influenza situation in the Eastern Mediterranean Region

W38/2019 (from 15/09/2019 to 21/09/2019)

Source of data: EMFLU Network and FLUMART

Figure 1. Number of positive influenza cases and influenza positivity rate per week, 2018-2019

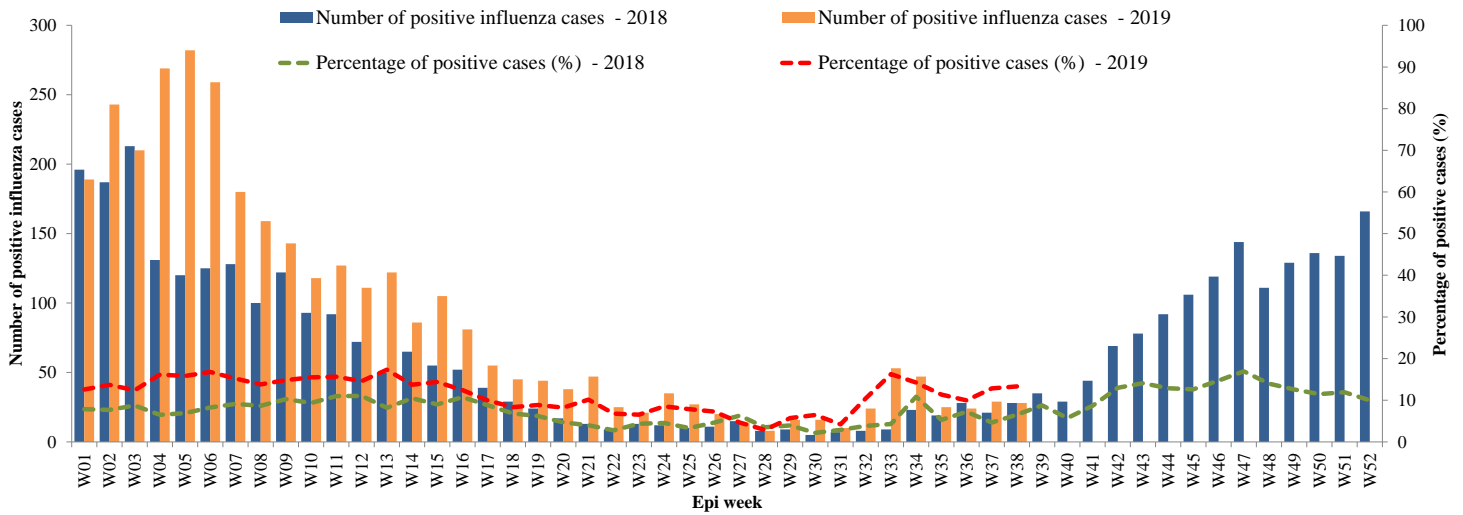


Figure 2. Percentage of circulating virus type by positive influenza cases

W40/2018 - W38/2019

Last 4 weeks

■ Flu A (H1N1)pdm09 ■ Flu A (H3N2) ■ Flu A (Not-subtyped) ■ Flu B

■ Flu A (H1N1)pdm09 ■ Flu A (H3N2) ■ Flu A (Not-subtyped) ■ Flu B

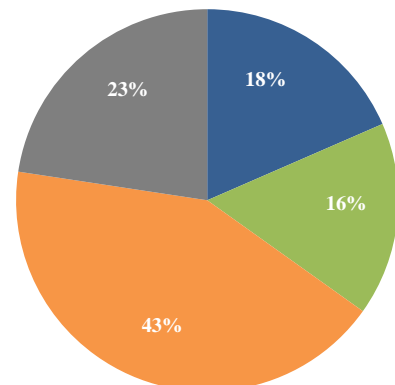
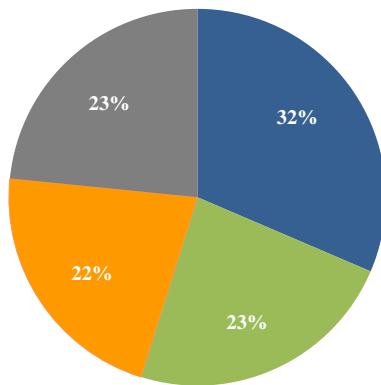
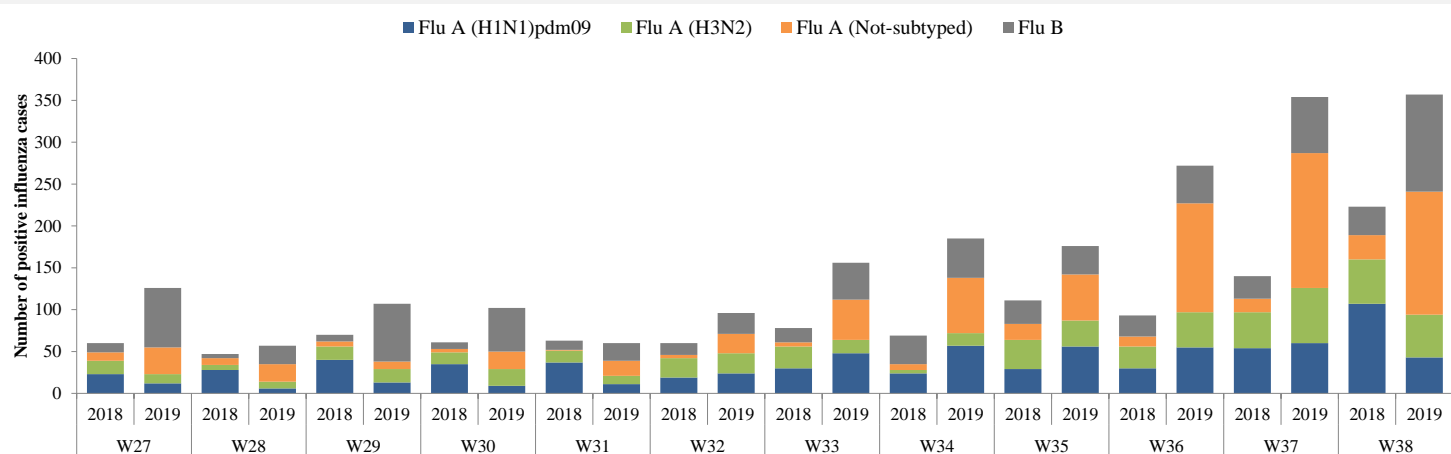


Table 1. Type and Number of influenza viruses detected from W40/2018 to W38/2019 and during last four weeks

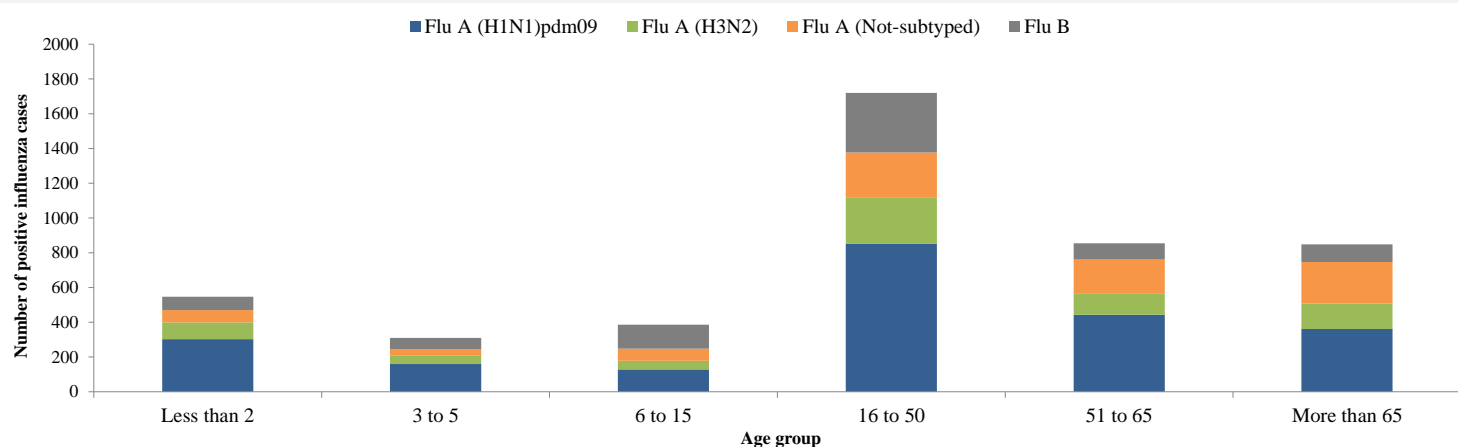
Virus type	W40/2018-W38/2019	Last 4 weeks
	Number (%)	Number (%)
Flu A (H1N1)pdm09	7380 (31)	214 (18)
Flu A (H3N2)	5497 (23)	190 (16)
Flu A (Not-subtyped)	5102 (22)	493 (43)
Flu B	5495 (23)	262 (23)
<b>Total</b>	<b>23474</b>	<b>1159</b>

**Figure 3. Comparison of respiratory pathogens detected from tested specimens by last 12 weeks**

W38/2019



**Figure 4 Age group distribution of influenza cases by virus type in the EMR from W40/2018 to W38/2019**



**Table 2. Reported cases by country  
W01-W38/2019**

Country	Number of enrolled cases	Tested cases Number (%)	Influenza positive cases Number (%)	Positive cases			
				Flu A			Flu B
				Flu A (H1N1)pdm09	Flu A (H3N2)	Flu A (Not-subtyped)	Number (%)
Afghanistan	2246	2237 (100)	171 (8)	95 (56)	37 (22)	(-)	39 (23)
Bahrain	538	519 (96)	98 (19)	47 (48)	9 (9)	8 (8)	34 (35)
Egypt	6757	6757 (100)	666 (10)	108 (16)	179 (27)	(-)	379 (57)
Iran (Islamic Republic of)	9652	9652 (100)	1781 (18)	73 (4)	1340 (75)	337 (19)	31 (2)
Iraq	627	627 (100)	78 (12)	13 (17)	65 (83)	(-)	(-)
Jordan	577	577 (100)	78 (14)	32 (41)	36 (46)	(-)	10 (13)
Kuwait	5859	5859 (100)	1474 (25)	673 (46)	225 (15)	33 (2)	543 (37)
Lebanon	573	551 (96)	217 (39)	94 (43)	110 (51)	(-)	13 (6)
Morocco	2015	2015 (100)	750 (37)	514 (69)	217 (29)	12 (2)	7 (1)
occupied Palestinian territory	2359	2359 (100)	731 (31)	434 (59)	297 (41)	(-)	(-)
Oman	4441	4185 (94)	684 (16)	255 (37)	137 (20)	(-)	292 (43)
Pakistan	2300	2285 (99)	610 (27)	282 (46)	103 (17)	(-)	225 (37)
Qatar	25130	25130 (100)	4238 (17)	272 (6)	479 (11)	1870 (44)	1617 (38)
Saudi Arabia	9593	8954 (93)	1276 (14)	576 (45)	(-)	330 (26)	370 (29)
Sudan	204	199 (98)	10 (5)	1 (10)	2 (20)	6 (60)	1 (10)
Syrian Arab Republic	98	97 (99)	33 (34)	15 (45)	8 (24)	10 (30)	(-)
Tunisia	631	460 (73)	197 (43)	57 (29)	130 (66)	(-)	10 (5)
United Arab Emirates	171	171 (100)	33 (19)	15 (45)	4 (12)	7 (21)	7 (21)
Yemen	579	569 (98)	147 (26)	118 (80)	(-)	13 (9)	16 (11)
<b>Total</b>	<b>74350</b>	<b>73203 (98)</b>	<b>13272 (18)</b>	<b>3674 (28)</b>	<b>3378 (25)</b>	<b>2626 (20)</b>	<b>3594 (27)</b>

Published by the Infectious Hazard Management (IHM) unit, World Health Organization (WHO)  
Eastern Mediterranean Regional Office (EMRO), Cairo, Egypt.

For Correspondence: Tel. + 20-2-22765797, Fax + 20-2-2765456. E-mail: [emrgooutbreak@who.int](mailto:emrgooutbreak@who.int)  
Influenza monthly situation updates are available at: <http://www.emro.who.int/health-topics/influenza/regional-situation-update.html>