

Influenza situation in the Eastern Mediterranean Region

W37/2019 (from 08/09/2019 to 14/09/2019)

Source of data: EMFLU Network and FLUMART

Figure 1. Number of positive influenza cases and influenza positivity rate per week, 2018-2019

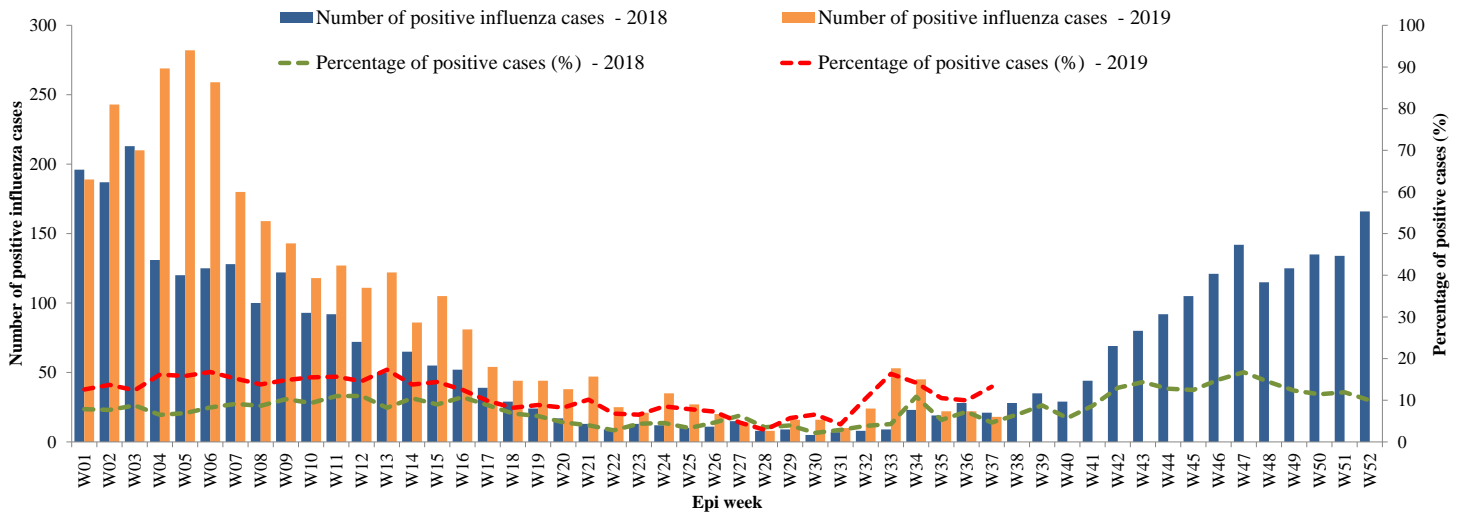


Figure 2. Percentage of circulating virus type by positive influenza cases

W40/2018 - W37/2019

Last 4 weeks

■ Flu A (H1N1)pdm09 ■ Flu A (H3N2) ■ Flu A (Not-subtyped) ■ Flu B

■ Flu A (H1N1)pdm09 ■ Flu A (H3N2) ■ Flu A (Not-subtyped) ■ Flu B

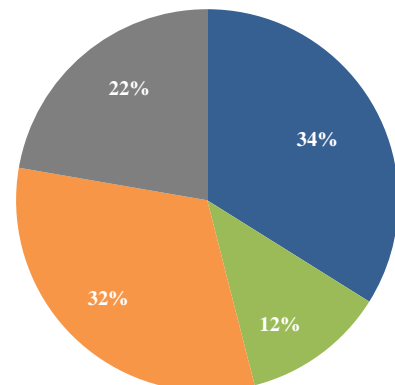
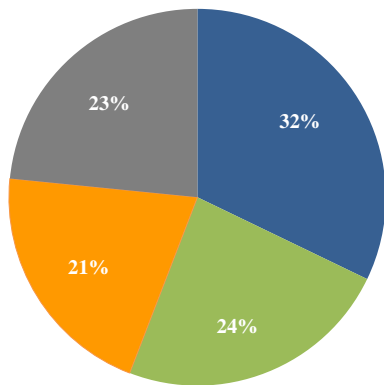


Table 1. Type and Number of influenza viruses detected from W40/2018 to W37/2019 and during last four weeks

Virus type	W40/2018-W37/2019	Last 4 weeks
	Number (%)	Number (%)
Flu A (H1N1)pdm09	7247 (32)	140 (34)
Flu A (H3N2)	5341 (24)	50 (12)
Flu A (Not-subtyped)	4673 (21)	131 (32)
Flu B	5278 (23)	92 (22)
Total	22539	413

Figure 3. Comparison of respiratory pathogens detected from tested specimens by last 12 weeks

W37/2019

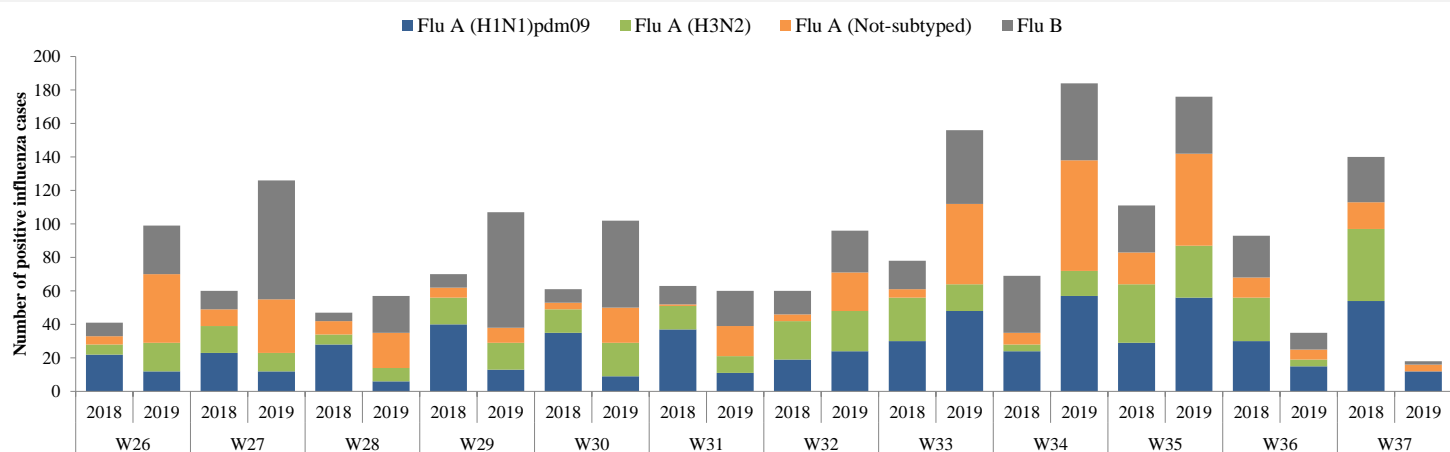
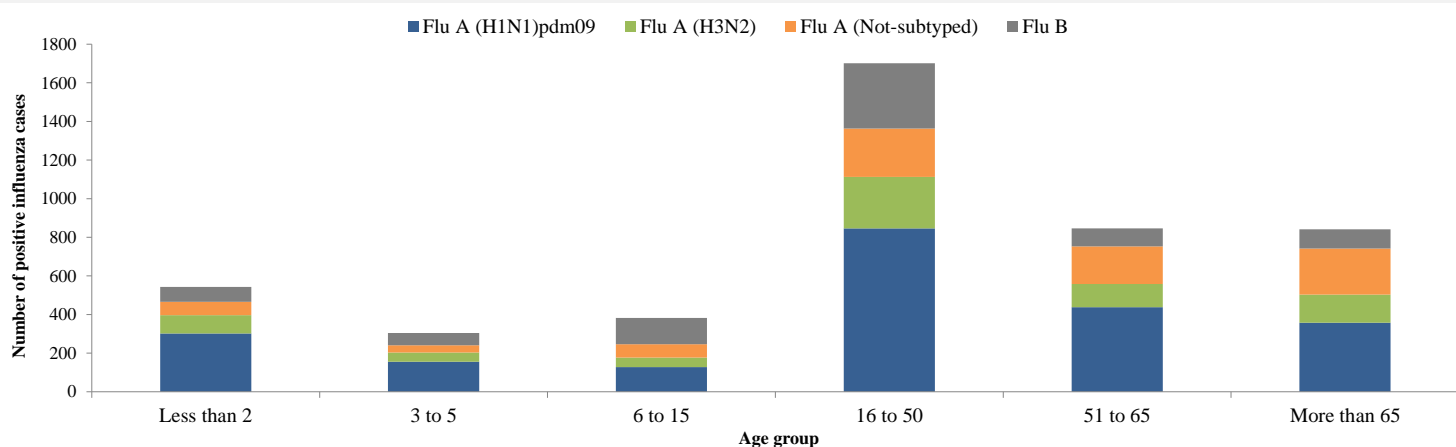


Figure 4 Age group distribution of influenza cases by virus type in the EMR from W40/2018 to W37/2019



**Table 2. Reported cases by country
W01-W37/2019**

Country	Number of enrolled cases	Tested cases Number (%)	Influenza positive cases Number (%)	Positive cases			
				Flu A			Flu B
				Flu A (H1N1)pdm09	Flu A (H3N2)	Flu A (Not-subtyped)	Number (%)
Afghanistan	2281	2124 (93)	169 (8)	95 (56)	37 (22)	(-)	37 (22)
Bahrain	513	494 (96)	92 (19)	41 (45)	9 (10)	8 (9)	34 (37)
Egypt	6757	6757 (100)	666 (10)	108 (16)	179 (27)	(-)	379 (57)
Iran (Islamic Republic of)	9380	9380 (100)	1771 (19)	67 (4)	1339 (76)	337 (19)	28 (2)
Iraq	609	609 (100)	78 (13)	13 (17)	65 (83)	(-)	(-)
Jordan	511	511 (100)	78 (15)	32 (41)	36 (46)	(-)	10 (13)
Kuwait	5626	5624 (100)	1365 (24)	652 (48)	218 (16)	31 (2)	464 (34)
Lebanon	565	553 (98)	217 (39)	94 (43)	110 (51)	(-)	13 (6)
Morocco	1998	1998 (100)	749 (37)	514 (69)	217 (29)	12 (2)	6 (1)
occupied Palestinian territory	2359	2359 (100)	731 (31)	434 (59)	297 (41)	(-)	(-)
Oman	4044	3799 (94)	530 (14)	201 (38)	95 (18)	(-)	234 (44)
Pakistan	2285	2285 (100)	609 (27)	282 (46)	103 (17)	(-)	224 (37)
Qatar	22707	22707 (100)	3615 (16)	246 (7)	375 (10)	1446 (40)	1548 (43)
Saudi Arabia	9426	8915 (95)	1252 (14)	558 (45)	(-)	328 (26)	366 (29)
Sudan	204	171 (84)	8 (5)	1 (13)	1 (13)	5 (63)	1 (13)
Syrian Arab Republic	98	97 (99)	33 (34)	15 (45)	8 (24)	10 (30)	(-)
Tunisia	631	460 (73)	197 (43)	57 (29)	130 (66)	(-)	10 (5)
United Arab Emirates	159	159 (100)	32 (20)	15 (47)	3 (9)	7 (22)	7 (22)
Yemen	576	566 (98)	147 (26)	118 (80)	(-)	13 (9)	16 (11)
Total	70729	69568 (98)	12339 (18)	3543 (29)	3222 (26)	2197 (18)	3377 (27)

Published by the Infectious Hazard Management (IHM) unit, World Health Organization (WHO)
Eastern Mediterranean Regional Office (EMRO), Cairo, Egypt.

For Correspondence: Tel. + 20-2-22765797, Fax + 20-2-2765456. E-mail: emrgooutbreak@who.int
Influenza monthly situation updates are available at: <http://www.emro.who.int/health-topics/influenza/regional-situation-update.html>