

Influenza situation in the Eastern Mediterranean Region

W35/2019 (from 25/08/2019 to 31/08/2019)

Source of data: EMFLU Network and FLUMART

Figure 1. Number of positive influenza cases and influenza positivity rate per week, 2018-2019

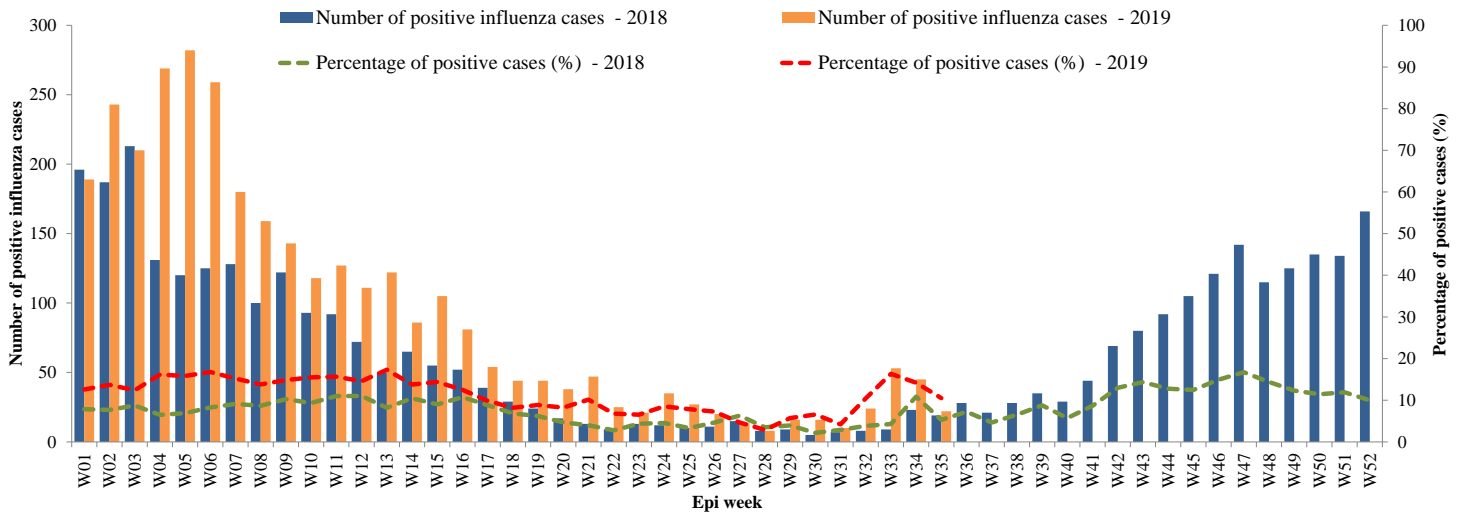


Figure 2. Percentage of circulating virus type by positive influenza cases

W40/2018 - W35/2019

Last 4 weeks

■ Flu A (H1N1)pdm09 ■ Flu A (H3N2) ■ Flu A (Not-subtyped) ■ Flu B

■ Flu A (H1N1)pdm09 ■ Flu A (H3N2) ■ Flu A (Not-subtyped) ■ Flu B

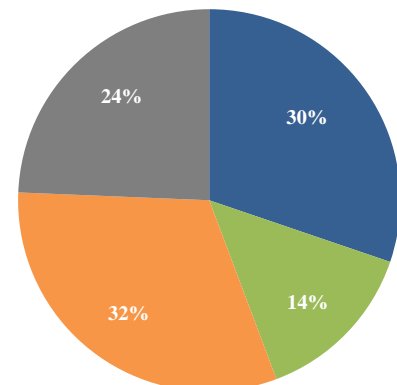
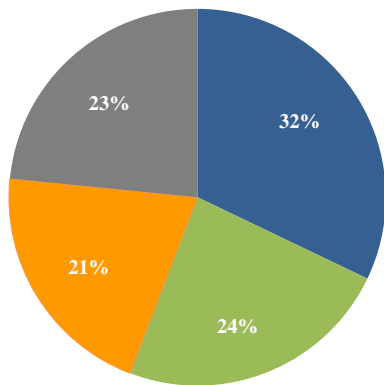


Table 1. Type and Number of influenza viruses detected from W40/2018 to W35/2019 and during last four weeks

Virus type	W40/2018-W35/2019	Last 4 weeks
	Number (%)	Number (%)
Flu A (H1N1)pdm09	7220 (32)	185 (30)
Flu A (H3N2)	5337 (24)	86 (14)
Flu A (Not-subtyped)	4663 (21)	192 (31)
Flu B	5266 (23)	149 (24)
Total	22486	612

Figure 3. Comparison of respiratory pathogens detected from tested specimens by last 12 weeks

W35/2019

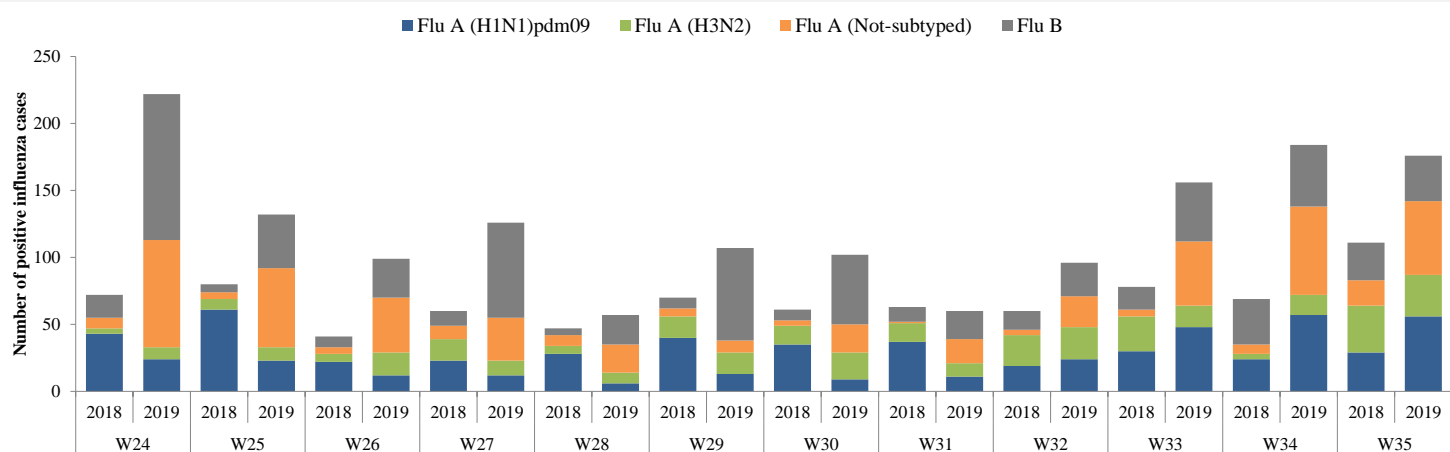
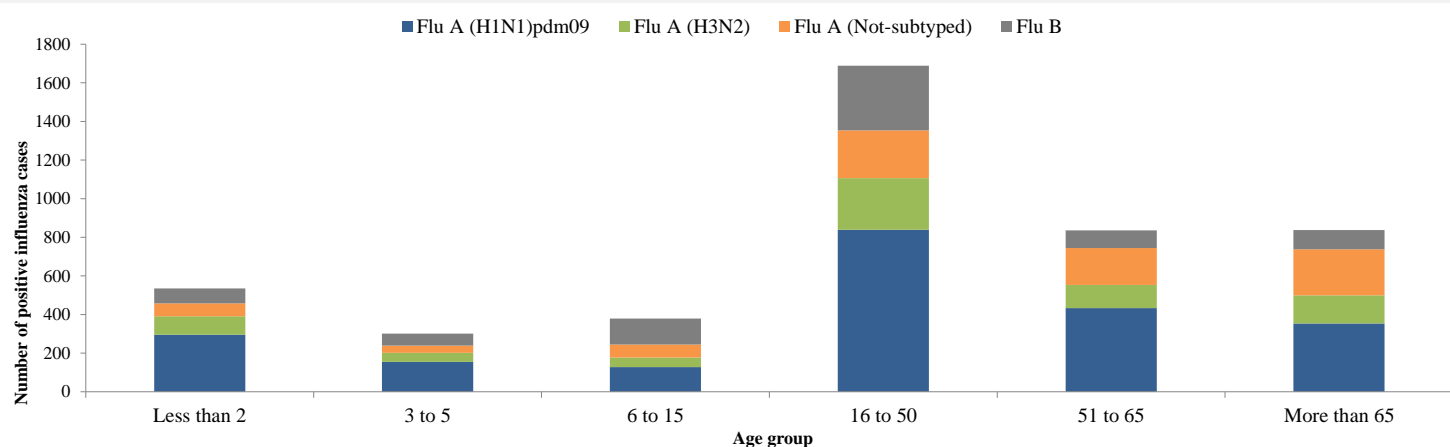


Figure 4 Age group distribution of influenza cases by virus type in the EMR from W40/2018 to W35/2019



**Table 2. Reported cases by country
W01-W35/2019**

Country	Number of enrolled cases	Tested cases Number (%)	Influenza positive cases Number (%)	Positive cases			
				Flu A			Flu B
				Flu A (H1N1)pdm09	Flu A (H3N2)	Flu A (Not-subtyped)	Number (%)
Afghanistan	2125	2116 (100)	169 (8)	95 (56)	37 (22)	(-)	37 (22)
Bahrain	497	478 (96)	89 (19)	39 (44)	9 (10)	8 (9)	33 (37)
Egypt	6744	6744 (100)	665 (10)	108 (16)	179 (27)	(-)	378 (57)
Iran (Islamic Republic of)	9264	9264 (100)	1770 (19)	66 (4)	1339 (76)	337 (19)	28 (2)
Iraq	609	609 (100)	78 (13)	13 (17)	65 (83)	(-)	(-)
Jordan	511	511 (100)	78 (15)	32 (41)	36 (46)	(-)	10 (13)
Kuwait	5596	5596 (100)	1361 (24)	651 (48)	218 (16)	29 (2)	463 (34)
Lebanon	562	551 (98)	217 (39)	94 (43)	110 (51)	(-)	13 (6)
Morocco	1998	1998 (100)	749 (37)	514 (69)	217 (29)	12 (2)	6 (1)
occupied Palestinian territory	2359	2359 (100)	731 (31)	434 (59)	297 (41)	(-)	(-)
Oman	3949	3705 (94)	517 (14)	196 (38)	91 (18)	(-)	230 (44)
Pakistan	2285	2285 (100)	609 (27)	282 (46)	103 (17)	(-)	224 (37)
Qatar	22707	22707 (100)	3615 (16)	246 (7)	375 (10)	1446 (40)	1548 (43)
Saudi Arabia	9080	8658 (95)	1221 (14)	540 (44)	(-)	320 (26)	361 (30)
Sudan	200	171 (86)	8 (5)	1 (13)	1 (13)	5 (63)	1 (13)
Syrian Arab Republic	98	97 (99)	33 (34)	15 (45)	8 (24)	10 (30)	(-)
Tunisia	631	460 (73)	197 (43)	57 (29)	130 (66)	(-)	10 (5)
United Arab Emirates	152	152 (100)	32 (21)	15 (47)	3 (9)	7 (22)	7 (22)
Yemen	576	566 (98)	147 (26)	118 (80)	(-)	13 (9)	16 (11)
Total	69943	69027 (99)	12286 (18)	3516 (29)	3218 (26)	2187 (18)	3365 (27)

Published by the Infectious Hazard Management (IHM) unit, World Health Organization (WHO)
Eastern Mediterranean Regional Office (EMRO), Cairo, Egypt.

For Correspondence: Tel. + 20-2-22765797, Fax + 20-2-2765456. E-mail: emrgooutbreak@who.int
Influenza monthly situation updates are available at: <http://www.emro.who.int/health-topics/influenza/regional-situation-update.html>