

Influenza situation in the Eastern Mediterranean Region

W30/2019 (from 21/07/2019 to 27/07/2019)

Source of data: **EMFLU Network** and **FLUMART**

Figure 1. Number of positive influenza cases and influenza positivity rate per week, 2018-2019

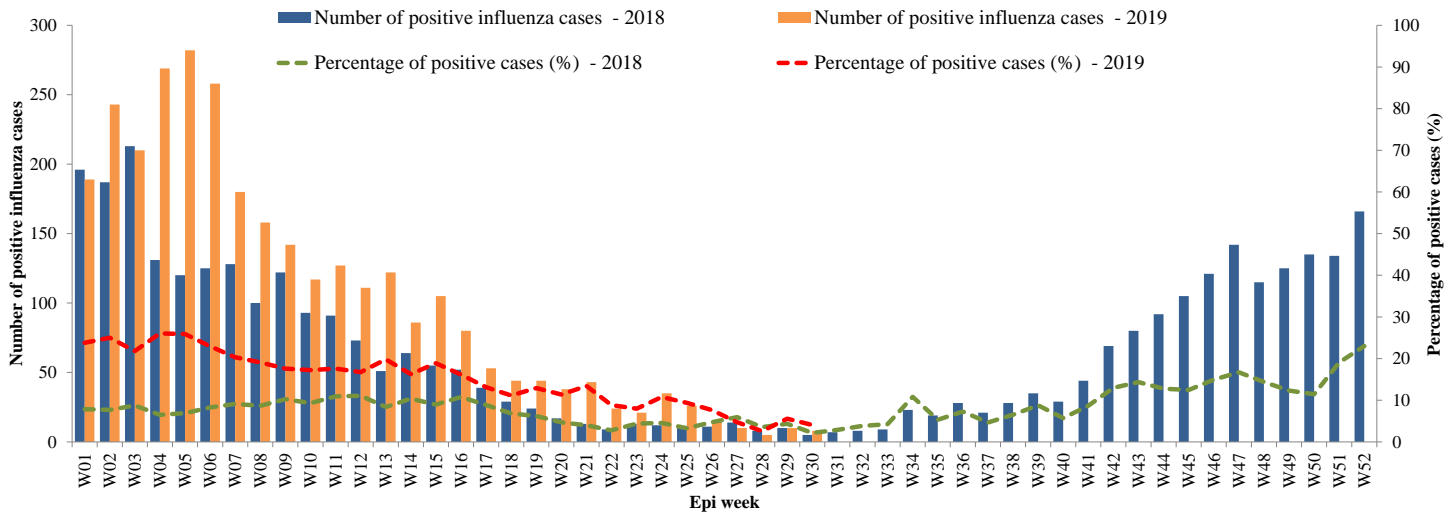


Figure 2. Percentage of circulating virus type by positive influenza cases

W40/2018 - W30/2019

Last 4 weeks

■ Flu A (H1N1)pdm09 ■ Flu A (H3N2) ■ Flu A (Not-subtyped) ■ Flu B

■ Flu A (H1N1)pdm09 ■ Flu A (H3N2) ■ Flu A (Not-subtyped) ■ Flu B

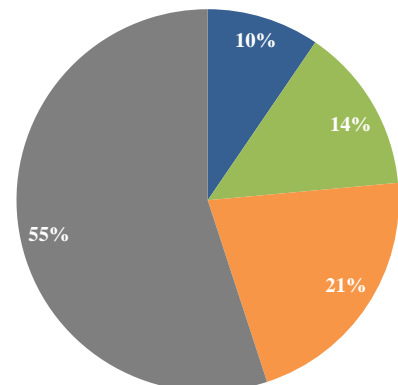
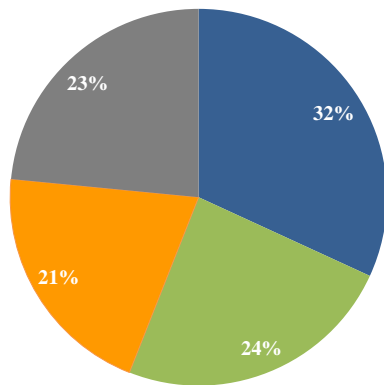


Table 1. Type and Number of influenza viruses detected from W40/2018 to W30/2019 and during last four weeks

Virus type	W40/2018-W30/2019	Last 4 weeks
	Number (%)	Number (%)
Flu A (H1N1)pdm09	6877 (32)	36 (10)
Flu A (H3N2)	5209 (24)	53 (14)
Flu A (Not-subtyped)	4437 (21)	81 (21)
Flu B	5065 (23)	208 (55)
Total	21588	378

Figure 3. Comparison of respiratory pathogens detected from tested specimens by last 12 weeks

W30/2019

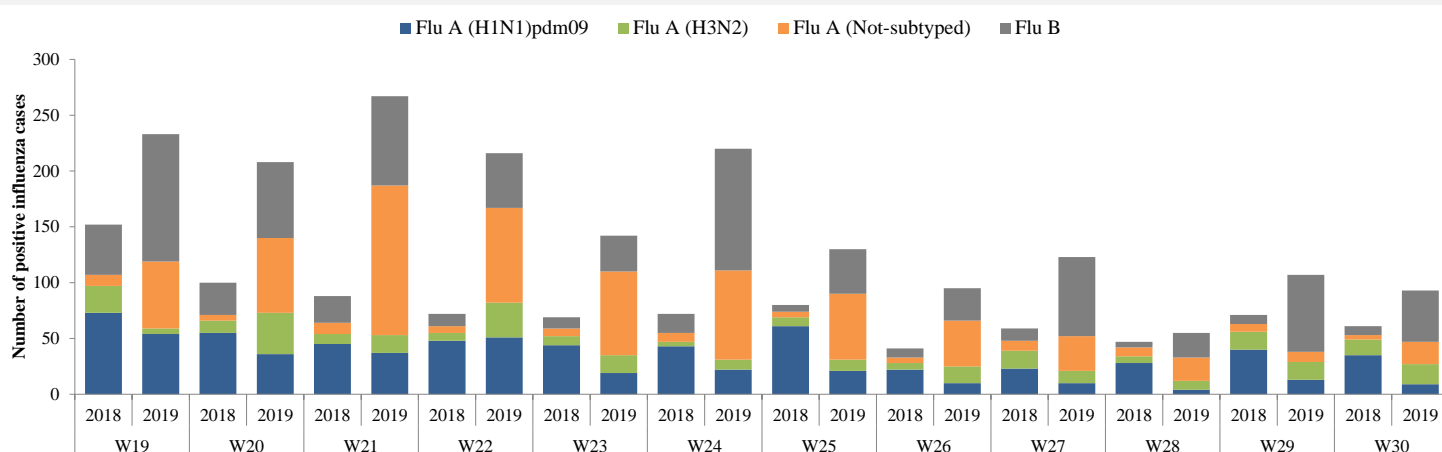
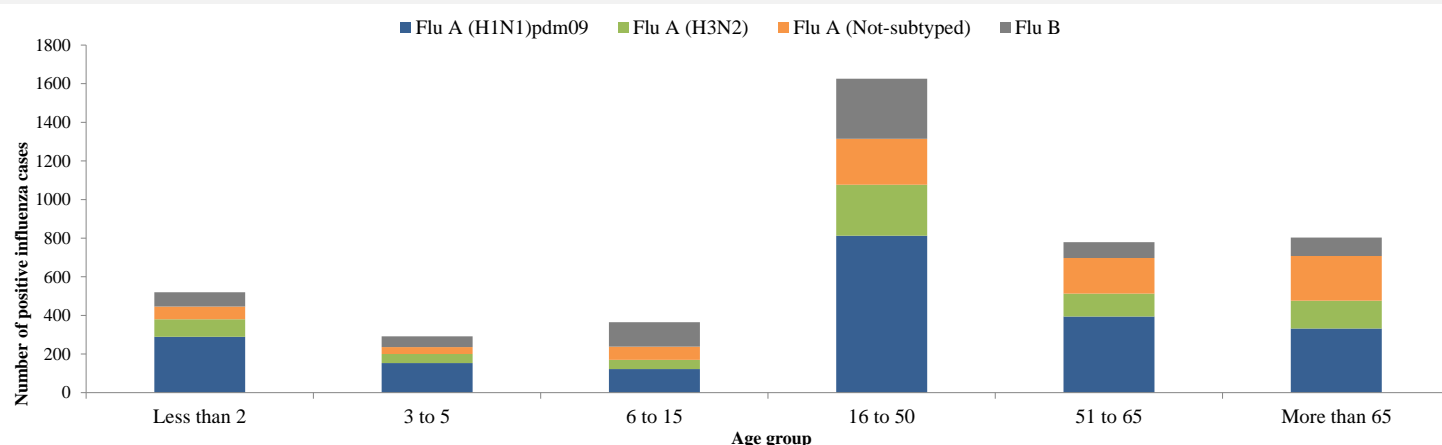


Figure. 4 Age group distribution of influenza cases by virus type in the EMR from W40/2018 to W30/2019



**Table 2. Reported cases by country
W01-W30/2019**

Country	Number of enrolled cases	Tested cases Number (%)	Influenza positive cases Number (%)	Positive cases			
				Flu A			Flu B
				Flu A (H1N1)pdm09	Flu A (H3N2)	Flu A (Not-subtyped)	Number (%)
Afghanistan	2116	1898 (90)	168 (9)	95 (57)	37 (22)	(-)	36 (21)
Bahrain	465	447 (96)	87 (19)	37 (43)	9 (10)	8 (9)	33 (38)
Egypt	6563	6563 (100)	634 (10)	103 (16)	178 (28)	(-)	353 (56)
Iran (Islamic Republic of)	8934	8934 (100)	1748 (20)	52 (3)	1335 (76)	337 (19)	24 (1)
Iraq	588	588 (100)	78 (13)	13 (17)	65 (83)	(-)	(-)
Jordan	471	471 (100)	77 (16)	32 (42)	36 (47)	(-)	9 (12)
Kuwait	5311	5311 (100)	1314 (25)	637 (48)	212 (16)	28 (2)	437 (33)
Lebanon	531	526 (99)	214 (41)	93 (43)	108 (50)	(-)	13 (6)
Morocco	1998	1998 (100)	749 (37)	514 (69)	217 (29)	12 (2)	6 (1)
occupied Palestinian territory	2257	2257 (100)	728 (32)	434 (60)	294 (40)	(-)	(-)
Oman	3498	3262 (93)	429 (13)	158 (37)	74 (17)	(-)	197 (46)
Pakistan	2231	2229 (100)	609 (27)	282 (46)	103 (17)	(-)	224 (37)
Qatar	20607	20607 (100)	3240 (16)	207 (6)	305 (9)	1254 (39)	1474 (45)
Saudi Arabia	8045	2753 (34)	1105 (40)	456 (41)	(-)	302 (27)	347 (31)
Sudan	150	137 (91)	7 (5)	1 (14)	1 (14)	4 (57)	1 (14)
Syrian Arab Republic	98	97 (99)	33 (34)	15 (45)	8 (24)	10 (30)	(-)
Tunisia	460	460 (100)	139 (30)	30 (22)	106 (76)	(-)	3 (2)
United Arab Emirates	142	142 (100)	30 (21)	15 (50)	2 (7)	6 (20)	7 (23)
Yemen	121	(-)	(-)	(-)	(-)	(-)	(-)
Total	64586	58680 (91)	11389 (19)	3174 (28)	3090 (27)	1961 (17)	3164 (28)

Published by the Infectious Hazard Management (IHM) unit, World Health Organization (WHO) Eastern Mediterranean Regional Office (EMRO), Cairo, Egypt.

For Correspondence: Tel. + 20-2-22765797, Fax + 20-2-2765456. E-mail: emrgooutbreak@who.int

Influenza monthly situation updates are available at: <http://www.emro.who.int/health-topics/influenza/regional-situation-update.html>