

Influenza situation in the Eastern Mediterranean Region

W28/2019 (from 07/07/2019 to 13/07/2019)

Source of data: EMFLU Network and FLUMART

Figure 1. Number of positive influenza cases and influenza positivity rate per week, 2018-2019

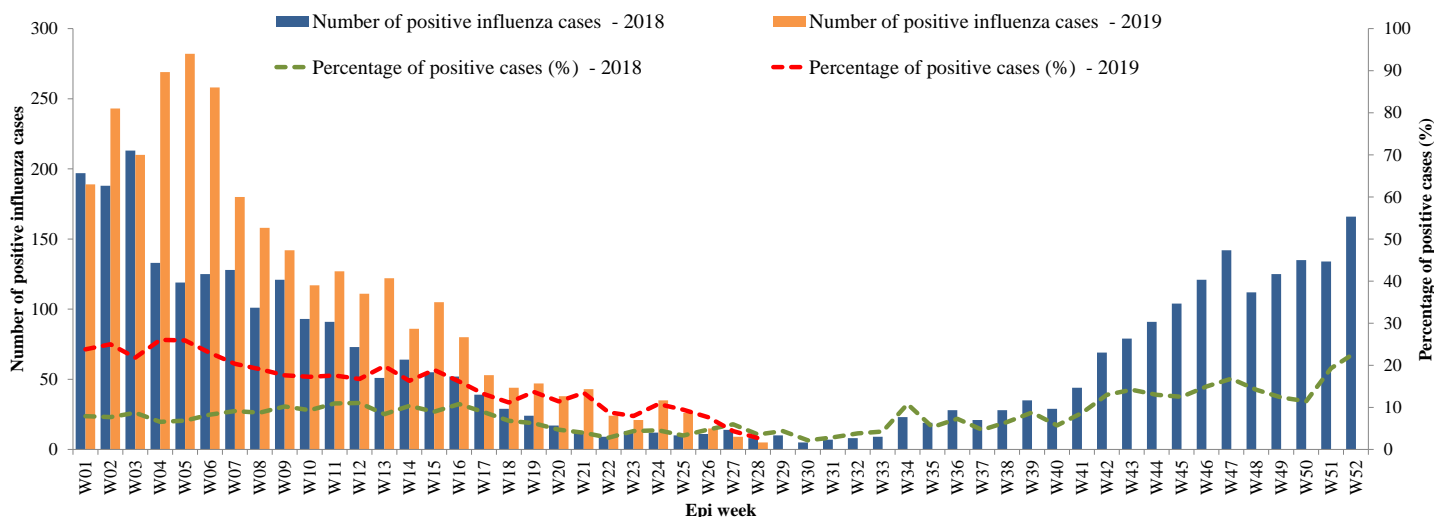


Figure 2. Percentage of circulating virus type by positive influenza cases

W40/2018 - W28/2019

Last 4 weeks

Flu A (H1N1)pdm09 Flu A (H3N2) Flu A (Not-subtyped) Flu B

Flu A (H1N1)pdm09 Flu A (H3N2) Flu A (Not-subtyped) Flu B

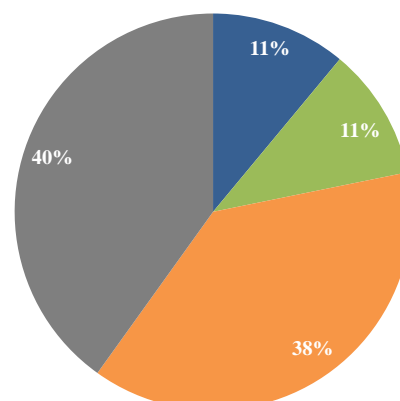
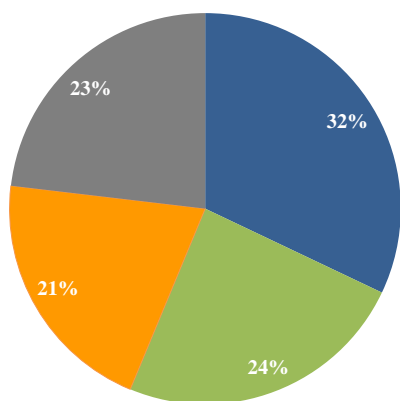


Table 1. Type and Number of influenza viruses detected from W40/2018 to W28/2019 and during last four weeks

Virus type	W40/2018-W28/2019	Last 4 weeks
	Number (%)	Number (%)
Flu A (H1N1)pdm09	6855 (32)	44 (11)
Flu A (H3N2)	5174 (24)	43 (11)
Flu A (Not-subtyped)	4407 (21)	152 (38)
Flu B	4946 (23)	160 (40)
Total	21382	399

Figure 3. Comparison of respiratory pathogens detected from tested specimens by last 12 weeks

W28/2019

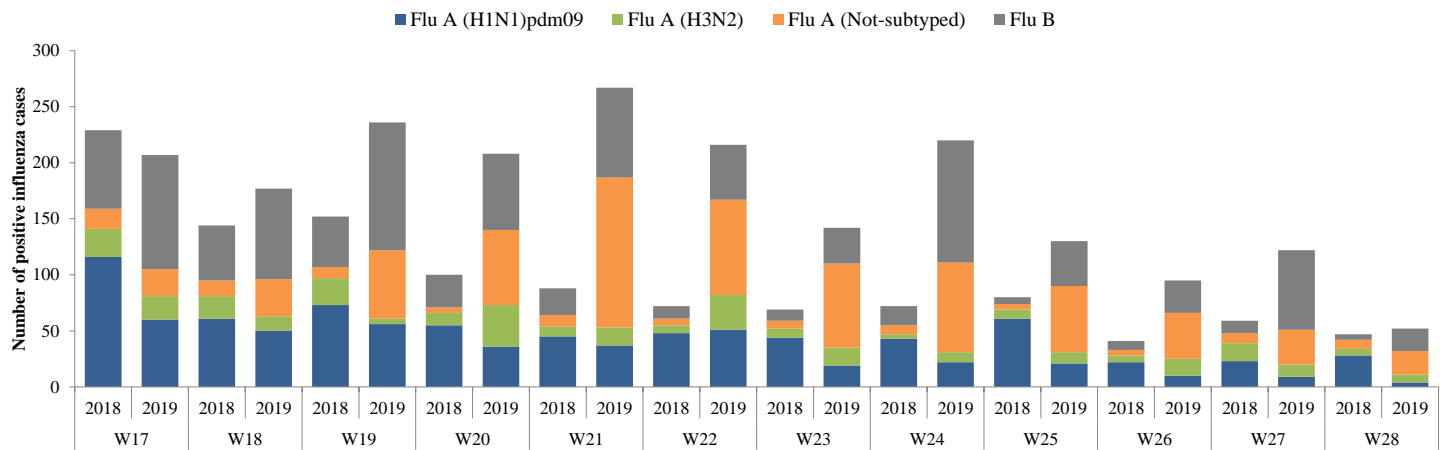
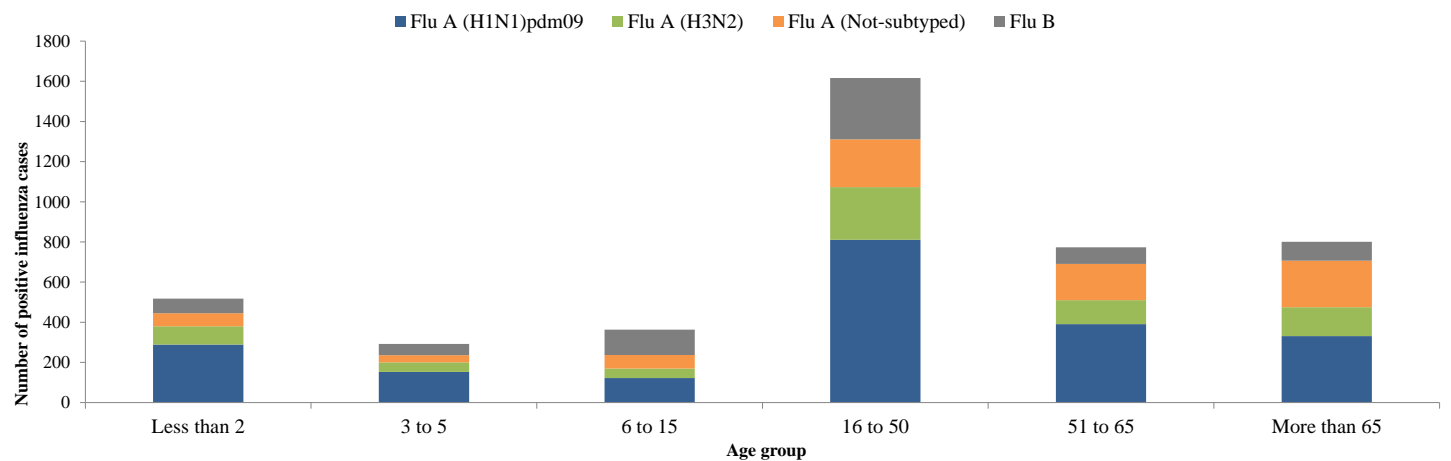


Figure 4 Age group distribution of influenza cases by virus type in the EMR from W40/2018 to W28/2019



**Table 2. Reported cases by country
W01-W28/2019**

Country	Number of enrolled cases	Tested cases Number (%)	Influenza positive cases Number (%)	Positive cases			
				Flu A			Flu B
				Flu A (H1N1)pdm09	Flu A (H3N2)	Flu A (Not-subtyped)	Number (%)
Afghanistan	1866	1866 (100)	168 (9)	95 (57)	37 (22)	(-)	36 (21)
Bahrain	447	429 (96)	82 (19)	33 (40)	9 (11)	8 (10)	32 (39)
Egypt	6063	6063 (100)	554 (9)	101 (18)	176 (32)	(-)	277 (50)
Iran (Islamic Republic of)	8903	8903 (100)	1748 (20)	52 (3)	1335 (76)	337 (19)	24 (1)
Iraq	556	556 (100)	78 (14)	13 (17)	65 (83)	(-)	(-)
Jordan	455	455 (100)	77 (17)	32 (42)	36 (47)	(-)	9 (12)
Kuwait	5150	5150 (100)	1287 (25)	634 (49)	209 (16)	27 (2)	417 (32)
Lebanon	514	509 (99)	214 (42)	93 (43)	108 (50)	(-)	13 (6)
Morocco	1997	1997 (100)	749 (38)	514 (69)	217 (29)	12 (2)	6 (1)
occupied Palestinian territory	2257	2257 (100)	728 (32)	434 (60)	294 (40)	(-)	(-)
Oman	3351	3117 (93)	419 (13)	155 (37)	73 (17)	(-)	191 (46)
Pakistan	2231	2229 (100)	609 (27)	282 (46)	103 (17)	(-)	224 (37)
Qatar	19873	19873 (100)	3169 (16)	199 (6)	276 (9)	1229 (39)	1465 (46)
Saudi Arabia	7723	2596 (34)	1099 (42)	455 (41)	(-)	301 (27)	343 (31)
Sudan	150	137 (91)	7 (5)	1 (14)	1 (14)	4 (57)	1 (14)
Syrian Arab Republic	98	97 (99)	33 (34)	15 (45)	8 (24)	10 (30)	(-)
Tunisia	460	460 (100)	139 (30)	30 (22)	106 (76)	(-)	3 (2)
United Arab Emirates	133	133 (100)	28 (21)	15 (54)	2 (7)	5 (18)	6 (21)
Yemen	121	(-)	(-)	(-)	(-)	(-)	(-)
Total	62348	56827 (91)	11188 (20)	3153 (28)	3055 (27)	1933 (17)	3047 (27)

Published by the Infectious Hazard Management (IHM) unit, World Health Organization (WHO) Eastern Mediterranean Regional Office (EMRO), Cairo, Egypt.

For Correspondence: Tel. + 20-2-22765797, Fax + 20-2-2765456. E-mail: emrgooutbreak@who.int

Influenza monthly situation updates are available at: <http://www.emro.who.int/health-topics/influenza/regional-situation-update.html>