

Influenza situation in the Eastern Mediterranean Region

W26/2019 (from 23/06/2019 to 29/06/2019)

Source of data: EMFLU Network and FLUMART

Figure 1. Number of positive influenza cases and influenza positivity rate per week, 2018-2019

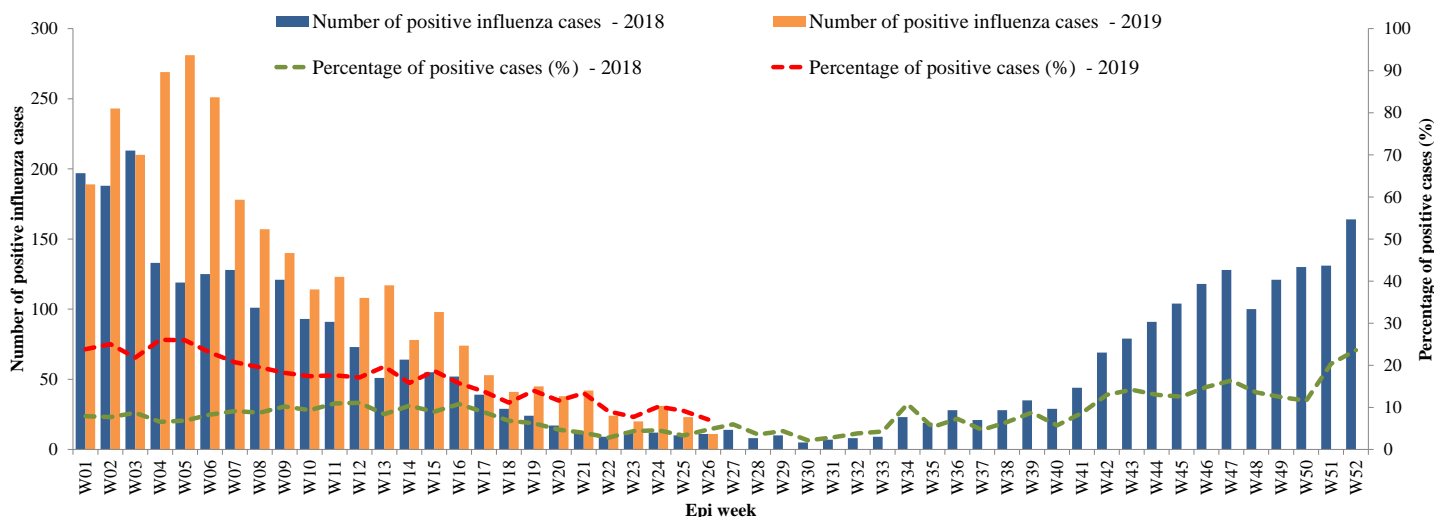


Figure 2. Percentage of circulating virus type by positive influenza cases

W40/2018 - W26/2019

Last 4 weeks

Flu A (H1N1)pdm09 Flu A (H3N2) Flu A (Not-subtyped) Flu B

Flu A (H1N1)pdm09 Flu A (H3N2) Flu A (Not-subtyped) Flu B

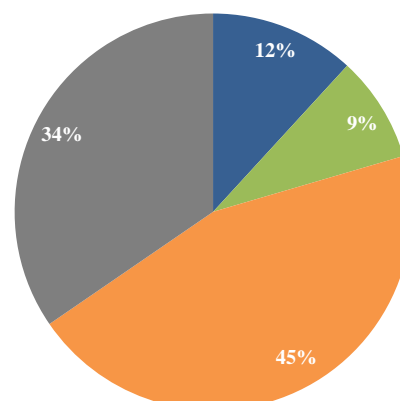
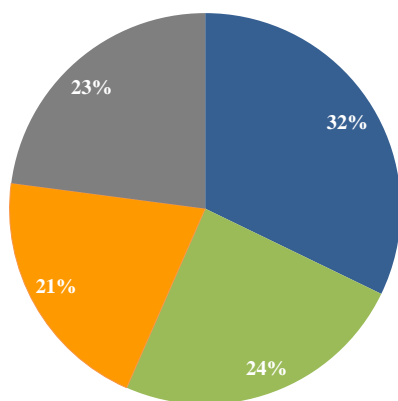


Table 1. Type and Number of influenza viruses detected from W40/2018 to W26/2019 and during last four weeks

Virus type	W40/2018-W26/2019	Last 4 weeks
	Number (%)	Number (%)
Flu A (H1N1)pdm09	6795 (32)	67 (12)
Flu A (H3N2)	5153 (24)	49 (9)
Flu A (Not-subtyped)	4330 (21)	255 (45)
Flu B	4840 (23)	196 (35)
Total	21118	567

Figure 3. Comparison of respiratory pathogens detected from tested specimens by last 12 weeks

W26/2019

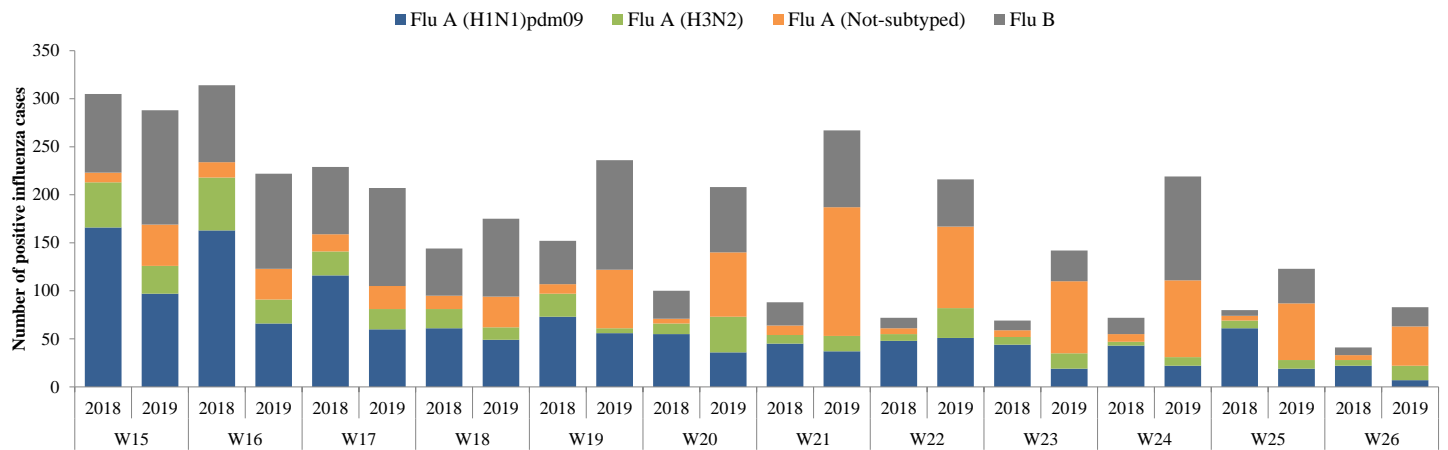
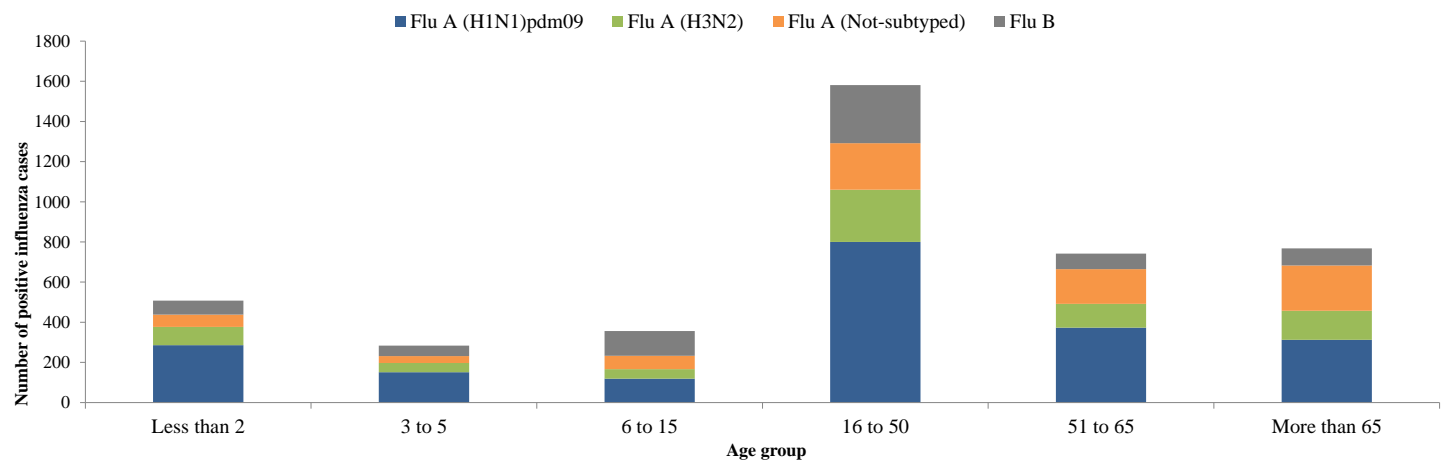


Figure. 4 Age group distribution of influenza cases by virus type in the EMR from W40/2018 to W26/2019



**Table 2. Reported cases by country
W01-W26/2019**

Country	Number of enrolled cases	Tested cases Number (%)	Influenza positive cases Number (%)	Positive cases			
				Flu A			Flu B
				Flu A (H1N1)pdm09	Flu A (H3N2)	Flu A (Not-subtyped)	Number (%)
Afghanistan	1930	1721 (89)	168 (10)	95 (57)	37 (22)	(-)	36 (21)
Bahrain	422	415 (98)	80 (19)	33 (41)	9 (11)	8 (10)	30 (38)
Egypt	5525	5525 (100)	487 (9)	98 (20)	173 (36)	(-)	216 (44)
Iran (Islamic Republic of)	8811	8811 (100)	1748 (20)	52 (3)	1335 (76)	337 (19)	24 (1)
Iraq	556	556 (100)	78 (14)	13 (17)	65 (83)	(-)	(-)
Jordan	404	402 (100)	77 (19)	32 (42)	36 (47)	(-)	9 (12)
Kuwait	5019	5019 (100)	1252 (25)	632 (50)	209 (17)	4 (0)	407 (33)
Lebanon	498	493 (99)	213 (43)	93 (44)	107 (50)	(-)	13 (6)
Morocco	1992	1992 (100)	749 (38)	514 (69)	217 (29)	12 (2)	6 (1)
occupied Palestinian territory	2257	2257 (100)	728 (32)	434 (60)	294 (40)	(-)	(-)
Oman	3111	2879 (93)	397 (14)	148 (37)	73 (18)	(-)	176 (44)
Pakistan	2229	2229 (100)	609 (27)	282 (46)	103 (17)	(-)	224 (37)
Qatar	19202	19202 (100)	3087 (16)	193 (6)	261 (8)	1177 (38)	1456 (47)
Saudi Arabia	7429	2469 (33)	1090 (44)	454 (42)	(-)	301 (28)	335 (31)
Sudan	150	137 (91)	7 (5)	1 (14)	1 (14)	4 (57)	1 (14)
Syrian Arab Republic	98	97 (99)	33 (34)	15 (45)	8 (24)	10 (30)	(-)
Tunisia	460	460 (100)	139 (30)	30 (22)	106 (76)	(-)	3 (2)
United Arab Emirates	125	125 (100)	22 (18)	11 (50)	(-)	5 (23)	6 (27)
Yemen	121	(-)	(-)	(-)	(-)	(-)	(-)
Total	60339	54789 (91)	10964 (20)	3130 (29)	3034 (28)	1858 (17)	2942 (27)

Published by the Infectious Hazard Management (IHM) unit, World Health Organization (WHO)
Eastern Mediterranean Regional Office (EMRO), Cairo, Egypt.

For Correspondence: Tel. + 20-2-22765797, Fax + 20-2-2765456. E-mail: emrgooutbreak@who.int

Influenza monthly situation updates are available at: <http://www.emro.who.int/health-topics/influenza/regional-situation-update.html>